

UNAMIR

CORRESPONDENCE - OUTGOING

1-8 JAN 1996

PLEASE RETAIN
ORIGINAL ORDER

UNCLASSIFIED
EL/WG APR 2009

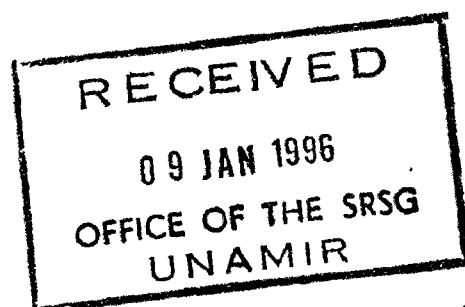
UNARCHIVES

SERIES S-1063

BOX 2

FILE 2

ACC. 1998/0278



UNAMIR FORCE HQ
OUTGOING FACSIMILE NO :- 080
MIR NO :- 051
MISC NO :-

UNAMIR
1996 JAN -8 10035

possible duplicate

08 JAN 96

TO: KITTANI, UNATIONS, NEW YORK	FROM: SHAHARYAR KHAN SRSG UNAMIR, KIGALI, RWANDA.
INFO: SITUATION CENTRE, NEW YORK UN SECUR COORD SEVAN	
FAX: 001 (212) 963 9053	FAX: (250) 86877
<u>INTERNAL DISTRIBUTION:</u> <u>SRSG</u> FC UNAMIR HQ MAIN FILE	
SUBJECT: DAILY SITREP FOR 07 JAN 96	
NUMBER OF PAGES, INCLUDING THIS ONE : NINE	

1. PLEASE FIND ATTACHED THE DAILY SITREP MENTIONED ABOVE.
2. REGARDS.

Highlighted.


*The IC should
visi Jms. 809.
To kel*

7/9
1996 JAN -8 10035
UNAMIR

1996 JAN -8 10035
UNAMIR
10035

UNAMIR FORCE HQ
OUTGOING FACSIMILE NO :-
MIR NO :-
MISC NO :-

08 JAN 96

TO: KITTANI, UNATIONS, NEW YORK	FROM: SHAHARYAR KHAN SRSG UNAMIR, KIGALI, RWANDA. 
INFO: SITUATION CENTRE, NEW YORK UN SECUR COORD SEVAN	
FAX: 001 (212) 963 9053	FAX: (250) 86877
<u>INTERNAL DISTRIBUTION:</u> SRSG FC UNAMIR HQ MAIN FILE	
SUBJECT: DAILY SITREP FOR 07 JAN 96	
NUMBER OF PAGES, INCLUDING THIS ONE : NINE	

1. PLEASE FIND ATTACHED THE DAILY SITREP MENTIONED ABOVE.
2. REGARDS.

DAILY SITREP FOR 07 JAN 96.

1. HIGHLIGHTS

A. THE OVERALL MILITARY SITUATION IN RWANDA IS STABLE AND CONTINUES TO IMPROVE THROUGHOUT THE COUNTRY. SITUATION ALONG THE BORDER AREAS REMAINS TENSE. THE BORDER POSTS AT UVIRA AND RUSIZI WERE CLOSED TO COMMERCIAL TRAFFIC AND REFUGEES WITHOUT UNHCR ESCORT. THE ZAIRIAN/RWANDESE BORDER IN SECTOR 5B ALSO REMAINS CLOSED TO RWANDAN NATIONALS AND UNAMIR PERSONNEL ON THE ZAIRIAN SIDE. REPATRIATION OF REFUGEES CONTINUES.

B. BORDER CROSSING:

(1) TOTAL INFLOW FOR THE DAY IS 22, ALL FROM ZAIRE. OUTFLOW IS NIL.

(2) TOTAL INFLOW FOR THE MONTH IS 1341. OUTFLOW IS NIL.

2. POLITICAL ACTIVITIES NSTR.

3. MILITARY ACTIVITIES

A. RPA/GENDARMERIE

(1) IN SECTOR IB (GITARAMA), ONE PERSON WAS REPORTED ARRESTED IN BIBUNGO (GR 8967) AND ANOTHER ONE IN MBARTI (GR 9467) SECTORS. BOTH THE DETAINEES ARE ARRESTED IN CONNECTION WITH THE REPORTED MURDER IN THE SITREP DATED 21 DEC 95 IN WHICH, ONE PERSON WAS KILLED IN KANMILILI CELLULE.

(2) MILOB SECTOR 2B (KIBUNGO) REPORTED THAT THE RPA DISMANTLED KIYANZI CHECK POINT (GR 8439) IN RUSUMO COMMUNE ON 05 JAN 96. AN RPA PLATOON STRENGTH WAS OBSERVED MOVING FROM RUZINGA (GR 6049) IN RUSUMO COMMUNE ALONG THE MAIN ROAD RUSUMO BORDER POST (GR 8737) TOWARDS NYKARAMBI (GR 7449). THEY CARRIED WITH THEM PERSONAL WEAPONS, ONE ROCKET LAUNCHER, ONE MOR (CALIBRE UNKNOWN) AND PERSONAL BELONGINGS. AROUND RUSUMO BORDER POST (GR 8737), AN UNUSUAL LARGE NUMBER OF RPA SOLDIERS WERE OBSERVED. REASONS FOR THESE RPA ACTIVITIES COULD NOT BE ASCERTAINED BUT IS SUSPECTED TO BE REDEPLOYMENT OF FORCES.

(3) REF PARA 3B(1) OF OUR SITREP FOR 05 JAN 96 IN WHICH, SHELLING OF THE SOUTHERN TIP OF IJWI ISLAND WAS REPORTED. INVESTIGATIONS REVEALED THAT ON 04 JAN 96, FRGF ELEMENTS WHO ARE BELIEVED TO HAVE COME FROM IJWI ISLAND, ATTACKED AND WOUNDED TWO FISHERMEN AT GR 912462 IN BUGEZA IN SECTOR 4 (CYANGUGU). THE INFILTRATORS THEN LURED RPA SOLDIERS WHO RUSHED TO THE INCIDENT SITE AND ENGAGED THEM

AT KAGARAMA GR 9244 AND KANHUD GR 9245 WITH GRENS AND HEAVY MACHINE GUNS WHICH WERE MOUNTED ON RAFTS. TWO RPA SOLDIERS WERE WOUNDED IN THE ENCOUNTER. IN RETALIATION, RPA CARRIED OUT HEAVY SHELLING OF THE SOUTHERN TIP OF IJWI ISLAND USING MORS.

B. FRGF/MILITIA/BANDITRY. NSTR.

4. OWN ACTIVITIES. 127 PAX EX MALI DEPARTED ON 08 JAN 96 FOR BAMAKO. REAR PARTY OF FIVE PERS REMAIN.

5. HUMANITARIAN.

A. NO RETURNEES ARRIVED/EVACUATED 07 JAN 96. A TOTAL NUMBER OF 372 RETURNEES CONTINUED TO REMAIN FOR EVAC AT NDERA CAMP.

B. INDBATT SCREENED A VIDEO FILM FOR THE ORPHANS AT THE MISSIONARIES OF CHARITY ORPHANAGE IN KIGALI.

C. NICOY EVACUATED A PREGNANT WOMAN FROM NYONDO TO GISENYI GENERAL HOSPITAL.

D. UNAMIR MEDICAL STAFF TREATED A TOTAL OF 42 MEDICAL PATIENTS.

6. CIVILIAN AFFAIRS. NSTR.

7. SECURITY AND SAFETY OF PERSONNEL. NSTR.

8. LOGISTICS

ESSENTIAL FORCE RESERVE STOCK LEVELS AS AT 07 JAN 96:

(1)	WATER	=	36	DAYS.
(2)	RATION	=	17	"
(3)	FUEL	=	10	"
(4)	MOGAS	=	44	"
(5)	JET FUEL	=	46	"

9. CASUALTIES. NSTR.

10. COMMENTS. NSTR.

DATE: 07-JAN-96

UNAMIR
DAILY CONTINGENT STATE

ANNEX 'A'

CONTINGENT																TOTAL	REMARKS
SRL		KIG	KIBY	GIK	GIS	KIBG	CYA	GIT	SIGCOY	NBO	MIL POL	ENGRCOY	MOVCON	LEAVE	SICK		
1	CANCON	85								1						86	
2	GHANCOY	111	32			143					10					296	
3	INDCON	564							108			173	15	73		933	
4	MALAWI	1					129								2	132	
5	MALICOY			132												132	
6	NICOY	3			121						10			10		144	
8	ZAMBIA										10					10	
TOTAL		764	32	132	121	143	129		108	1	30	173	15	83	2	1733	

SUMMARY

CONTINGENT 1733
STAFF 28
MILOBS 228
CIVPOL 7

1996

UNAMIR

ANNEX 'B'

STAFF OFFICERS AND MILOBS STATE

DATE 07 JAN-98

S/NO	COUNTRY	STAFF				CIVPOL	MILOBS															REMARK	
		LOCATION			LEAVE		TOTAL	LOCATION												LEAVE	SICK		TOTAL
		KI	NY	NAI				KIG	BUT	GIK	GIT	RUH	GIS	CYA	KBG	BYU	KIB	NAI	NY				
1	AUSTRIA						1	2		2	1		3			1			2			12	
2	BANGLADESH						4				1			1			1					7	
3	CANADA	3			1	4	1	1		1		1	1			2			3			10	
4	CONGO						2	2	2		1											7	
5	GHANA	7				7	7	2	2	3	2	2	2	2	2	3						27	
6	GUINEA						2	2	1	2	2	2	2		2				2			17	
7	GUINEA-BISS							1														1	
8	INDIA	7				7	4	2	2	2		2	2	2	2	2	1		1			22	
9	JORDAN						1																
10	MALAWI						2	2	3			2				2			3			14	
11	MALI						2	1		2	1		2			2			1			9	
12	NIGERIA	4				4	8		3				2	2		1			1			17	
13	PAKISTAN						3					2										5	
14	RUSSIA						3	1	1	2		1	2			2	2		1			15	
15	SENEGAL	1				1	2															2	
16	URUGUAY								2	2	1		2	1		3			9			20	
17	ZAMBIA	5				5	4	2	2	3	2		3	2	1	2			1			18	
18	ZIMBABWE						1	1	1	4	2	1	2	2	2	2			7			25	
	TOTAL	27			1	28	7	43	18	20	22	11	13	23	12	15	18	2	31			228	

DAILY TOTAL CBT SUP SITREP

DISTRIBUTION

96/01/06 16:54

PERIOD COVERED 1500 HRS 05 JAN 96 TO 1500 HRS 06 JAN 96

CLOGO
SUMMO
G3 OPS
CISS
CO/FILE

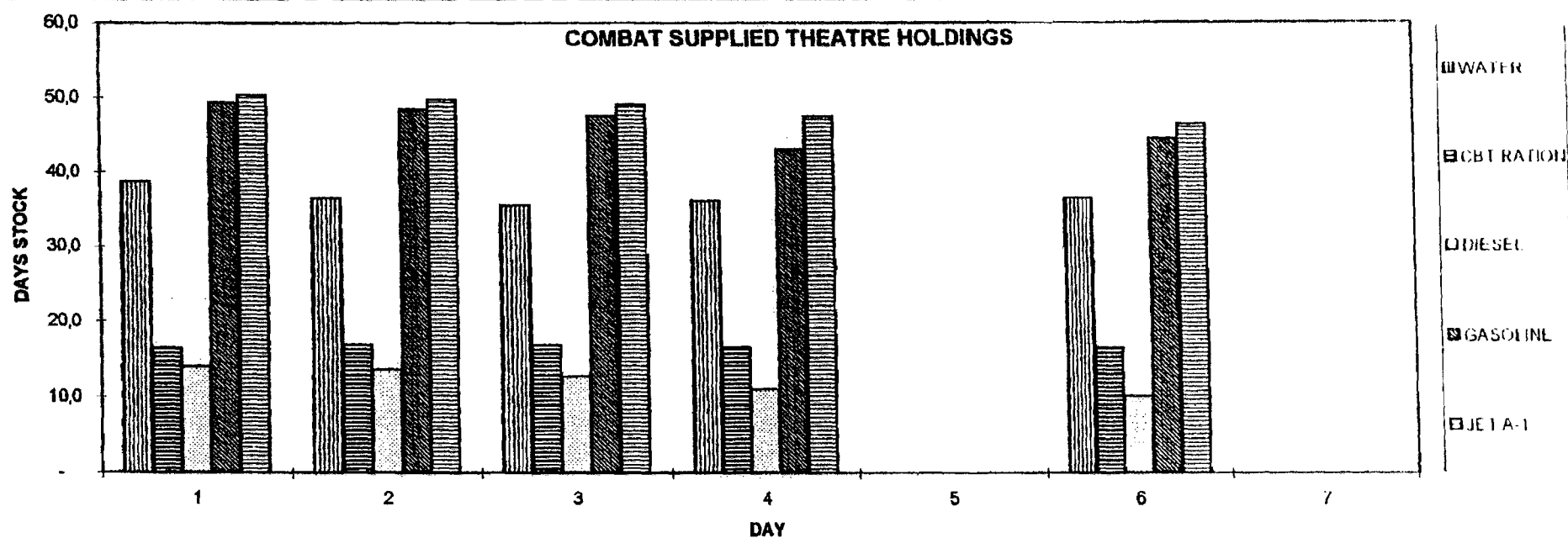
ITEM	WHERE HELD	UNIT OF ISSUE	START BALANCE	RECEIVED	ISSUED	END BALANCE	DAYS	REMARKS
WATER BOTTLED								
1ST LINE		LT	45 323	-	-	45 323		
2ND LINE	LOG BASE	LT	81 622	-	3 284	78 338		
TOTAL BOTTLED WATER		LT	126 945	-	3 284	123 661	28,7	31. PER MAN PER DAY
BULK WATER								
1ST LINE		LT	106 170	87 900	60 620	133 450		
2ND LINE	TRAFIPRO	LT	339 000	111 000	112 000	338 000		
TOTAL BULK WATER		LT	445 170	198 900	172 620	471 450	15,7	151. PER MAN PER DAY
TOTAL WATER								
1ST LINE		LT	151 493	87 900	60 620	178 773		
2ND LINE		LT	420 622	111 000	115 284	416 338		
TOTAL WATER IN THEATER		LT	572 115	198 900	175 904	595 111	36,4	
COMBAT RATIONS								
1ST LINE		EA	16 977	-	113	16 864		
2ND LINE	LOG BASE	EA	16 117	-	36	16 081		
TOTAL CBT RATIONS IN THEATER		EA	33 094	-	149	32 945	16,5	
DIESEL								
1ST LINE		LT	50 684	-	5 170	45 514		
2ND LINE		LT	210 396	-	18 948	191 448		
TOTAL DIESEL IN THEATER		LT	261 080	-	24 118	236 962	10,1	
AVG DAILY USAGE	23440							
GASOLINE								
1ST LINE		LT	2 739	-	43	2 694		
2ND LINE		LT	40 599	-	921	39 678		
TOTAL GASOLINE IN THEATER		LT	43 338	-	964	42 372	44,4	
AVG DAILY USAGE	935							
JET A-1								
TOTAL JET A-1 IN THEATER		LT	131 220	-	2 899	128 321	46,4	
AVG DAILY USAGE	2763							

GRAPH

COMBAT SUPPLIES USAGE AND STOCK CHARTS

DAYS STOCK IN THEATER

WATER	38,6	36,4	35,5	36,1		36,4
CBT RATION	16,5	17,0	16,9	16,6		16,5
DIESEL	14,0	13,6	12,8	11,1		10,1
GASOLINE	49,3	48,4	47,6	43,0		44,4
JET A-1	50,3	49,7	49,1	47,5		46,4
AS OF 0800	SUN 95/12/31	MON 96/01/01	TUE 96/01/02	WED 96/01/03	THU 96/01/04	FRI 96/01/05
						SAT 96/01/06



DAILY 1ST LINE CBT SUP SITREP

96/01/06 16:54


ITEM	STRENGTH	UNIT OF ISSUE	START BALANCE	RECEIVED	ISSUED	END BALANCE	DAYS	RETURN AS OF:
WATER BOTTLED								
95 CMSG	122	BTL	2 530	-	-	2 530	6,9	0 5 JAN 95
INDBATT	594	BTL	12 537	-	-	12 537	7,0	06 JAN 96
IND ENGR	203	BTL	4 263	-	-	4 263	7,0	05 JAN 96
IND SIGNAL	125	BTL	2 619	-	-	2 619	7,0	06 JAN 96
GHANCOY	295	BTL	17 304	-	-	17 304	19,6	05 JAN 96
MALAWICOY	134	BTL	1 942	-	-	1 942	4,8	06 JAN 96
NICOY	133	BTL	4 128	-	-	4 128	10,3	05 JAN 96
TOTAL	1606	BTL	45323	0	0	45323	9,4	3L PER MAN PER DAY
WATER BULK								
95 CMSG	122	LTS	3 600	-	-	3 600	2,0	0 5 JAN 95
INDBATT	594	LTS	9 270	1 900	3 220	7 950	0,9	06 JAN 96
IND ENGR	203	LTS	1 600	3 500	4 600	500	0,2	05 JAN 96
IND SIGNAL	125	LTS	500	3 500	3 500	500	0,3	06 JAN 96
GHANCOY	295	LTS	24 000	20 000	20 000	24 000	5,4	05 JAN 96
MALAWICOY	134	LTS	17 000	40 000	20 000	37 000	18,4	06 JAN 96
NICOY	133	LTS	29 000	15 000	7 000	37 000	18,5	05 JAN 96
TOTAL CONTINGENT	1606	LTS	84970	83900	58320	110550	4,6	15L PER MAN PER DAY
MILOB (BUTARE)								
MILOB (CYANGUGU)	28	LTS	2 500	-	-	2 500	6,0	5 JAN 96
MILOB (GITARAMA)	24	LTS	7 000	3 000	1 500	8 500	23,6	06 JAN 96
MILOB (KIBUYE)	22	LTS	500	1 000	800	700	2,1	06 JAN 96
MILOB (RUHENERI)	14	LTS	5 000	-	-	5 000	23,8	03 JAN 95
TOTAL MILOBS	106	LTS	21200	4000	2300	22900	14,4	
TOTAL BULK WATER	1712	LTS	106 170	87 900	60 620	133 450	5,2	15L PER MAN PER DAY
COMBAT RATION								
95 CMSG	122	EA	5 243	-	-	5 243	14,3	0 5 JAN 95
INDBATT	594	EA	4 926	-	-	4 926	8,9	06 JAN 96
IND ENGR	203	EA	1 421	-	-	1 421	7,0	05 JAN 96
IND SIGNAL	125	EA	716	-	-	716	5,7	06 JAN 96
GHANCOY	295	EA	3 066	-	-	3 066	10,4	05 JAN 96
MALAWICOY	134	EA	960	-	-	960	7,2	06 JAN 96
NICOY	133	EA	645	-	113	532	4,0	05 JAN 96
TOTAL	1 606	EA	16 977	-	113	16 864	10,5	1 CPR PER MAN PER DAY
ITEM	AVG DAILY USAGE	UNIT OF ISSUE	START BALANCE	RECEIVED	ISSUED	END BALANCE	DAYS	RETURN AS OF:
DIESEL								
95 CMSG	2 000	LT	12 000	-	-	12 000	6,0	0 5 JAN 95
INDBATT	353	LT	6 243	-	525	5 718	16,2	06 JAN 96
IND ENGR	470	LT	4 410	-	-	4 410	9,4	05 JAN 96
GHANCOY	643	LT	11 499	-	1 630	9 869	15,3	05 JAN 96
MALAWICOY	748	LT	10 978	-	1 415	9 563	12,8	06 JAN 96
NICOY	667	LT	9 964	-	1 600	8 364	12,5	05 JAN 96
TOTAL CONTINGENT	4 411	LT	50 684	-	5 170	45 514	10,3	
MILOB (BUTARE)								
MILOB (CYANGUGU)	112	LT	1 200	-	-	1 200	10,7	5 JAN 96
MILOB (GITARAMA)	367	LT	4 050	1 500	1 150	4 400	12,0	06 JAN 96
MILOB (KIBUYE)	148	LT	1 015	-	200	815	5,5	06 JAN 96
MILOB (RUHENERI)	135	LT	3 000	-	-	3 000	22,2	03 JAN 95
TOTAL MILOBS	969	LT	13 352	1 500	1 350	13 502	13,9	
TOTAL DIESEL	5 380	LT	64 036	1 500	6 520	59 016	11,0	
GASOLINE								
GHANCOY	6	LT	611	-	45	566	94,3	05 JAN 96
MALAWICOY	34	LT	-	-	-	-	0,0	06 JAN 96
IND ENGR	19	LT	1 618	-	-	1 618	85,2	05 JAN 96
MILOB (CYANGUGU)	14	LT	160	-	-	160	11,4	5 JAN 96
MILOB (GITARAMA)	3	LT	275	-	-	275	91,7	06 JAN 96
MILOB (KIBUYE)	5	LT	15	-	-	15	3,0	06 JAN 96
MILOB (RUHENERI)	8	LT	60	-	-	60	7,5	03 JAN 95
NICOY	2	LT	-	-	-	-	0,0	05 JAN 96
TOTAL	77	LT	2 736	-	45	2 694	35,0	

2NDLINE

DAILY 2ND LINE CBT SUP SITREP								
96/01/06 16:54								
PERIOD COVERED 1500 HRS 05 JAN 96 TO 1500 HRS 06 JAN 96								
ITEM	WHERE HELD	UNIT OF ISSUE	START	RECEIVED	ISSUED	END BALANCE	DAYS	REMARKS
WATER								
BOTTLED	LOG BASE	LT	59 664	-	3 284	56 380	10.8	3L PER MAN PER DAY
FORCE BOTTLE RESERVE	UNAMIR HQ & TRAFIPRO	LT	21 958	-	-	21 958	4.2	3L PER MAN PER DAY
TOTAL BOTTLED		LT	81 622	-	3 284	78 338	15.1	3L PER MAN PER DAY
BULK B&R	TRAFIPRO	LT	339 000	111 000	112 000	338 000	13.0	15L PER MAN PER DAY
TOTAL WATER		LT	420 622	111 000	115 284	416 338	28.1	
COMBAT RATIONS	LOG BASE							
FRENCH		EA	7 570	-	-	7 570		
HELP PACK		EA	1 959	-	-	1 959		
SOUTH AFRICAN		EA	5 450	-	36	5 414		
AUSTRALIAN		EA	1 138	-	-	1 138		
TOTAL COMBAT RATIONS		EA	16 117	-	36	16 081		
DIESEL								
95 CMSG	TRAFIPRO	LT	44 946	-	1 638	43 308		
95 CMSG	LOG BASE	LT	12 615	-	5 795	6 820		
SS SKIGALI		LT	129 617	-	9 372	120 245		
IVECO		LT	23 218	-	2 143	21 075		
TOTAL DIESEL		LT	210 396	-	18 948	191 448	8.2	
AV DAILY USAGE	23440							
GASOLINE								
TOTAL/SS SKIGALI		LT	40 599	-	921	39 678	41.5	
AV DAILY USAGE	955							
JET A1								
JET BULK	KIGALI AIRPORT	LT	126 520	-	2 899	123 621		
PACKAGED	KIGALI AIRPORT	LT	4 700	-	-	4 700		
TOTAL JET A1		LT	131 220	-	2 899	128 321	46.4	
AV DAILY USAGE	2763							

UNAMIR FORCE HQ
OUTGOING FACSIMILE NO :-
MIR NO :-
MISC NO :-

07 JAN 96

TO: KITTANI, UNATIONS, NEW YORK	FROM: SHAHARYAR KHAN SRSG UNAMIR, KIGALI, RWANDA.
INFO: SITUATION CENTRE, NEW YORK UN SECUR COORD SEVAN	
FAX: 001 (212) 963 9053	FAX: (250) 86877
<u>INTERNAL DISTRIBUTION:</u>  FC UNAMIR HQ MAIN FILE	
SUBJECT: DAILY SITREP FOR 06 JAN 96	
NUMBER OF PAGES, INCLUDING THIS ONE : NINE	

1. PLEASE FIND ATTACHED THE DAILY SITREP MENTIONED ABOVE.
2. REGARDS.

DAILY SITREP FOR 06 JAN 96.

1. HIGHLIGHTS

A. THE OVERALL MILITARY SITUATION IN RWANDA IS STABLE AND CONTINUES TO IMPROVE THROUGHOUT THE COUNTRY. SITUATION ALONG THE BORDER AREAS REMAINS TENSE. THE BORDER POSTS AT UVIRA AND RUSIZI WERE OPENED TODAY TO NORMAL TRAFFIC. THE ZAIRIAN/RWANDESE BORDER IN SECTOR 5B REMAINS CLOSED TO RWANDAN NATIONALS AND UNAMIR PERSONNEL ON THE ZAIRIAN SIDE. REPATRIATION OF REFUGEES CONTINUES.

B. BORDER CROSSING:

(1) TOTAL INFLOW FOR THE DAY IS 188. 172 CAME FROM ZAIRE AND 16 FROM BURUNDI. IN ADDITION TO CROSSINGS REPORTED EARLIER, 88 PERSONS CROSSED FROM TANZANIA ON 05 JAN 96. OUTFLOW IS NIL.

(2) TOTAL INFLOW FOR THE MONTH IS 1319. OUTFLOW IS NIL.

2. POLITICAL ACTIVITIES NSTR.

3. MILITARY ACTIVITIES

A. RPA /GENDARMERIE. MILOBS SECTOR 5A (RUHENGIERI) REPORTED THAT RPA HAS ARRESTED ONE EX FRGF SOLDIER ARMED WITH A PISTOL AND A GRENADE. THE RPA HAS ALSO TIGHTENED SECURITY IN THE COMMUNE OFFICES AT NYAMUTERA (GR 5719) AND NYAKINAMA IN VIEW OF THE BREAKOUT FROM THE COMMUNE CACHOT AS REPORTED IN THE PREVIOUS SITREPS.

B. FRGF/MILITIA/BANDITRY. NSTR.

4. OWN ACTIVITIES. CONSEQUENT TO THE NEW MANDATE AND REDUCTION IN THE FORCE LEVEL, MALICOY CONCENTRATED IN KIGALI ON 06 JAN 96 AND WILL DEPART THE MISSION AREA ON 08 JAN 96.

5. HUMANITARIAN.

A. 61 RETURNEES ARRIVED NDERA CAMP ON 06 JAN 96. NO RETURNEES WERE DESPATCHED BY UNHCR. 372 RETURNEES STILL AWAITING EVACUATION.

B. INDBATT PROVIDED A TRUCK TO MISSIONARIES OF CHARITY FOR TRANSPORTING CONSTRUCTION MATERIAL.

C. GHANBATT PROVIDED TWO TRUCKS TO RPA FOR TRANSPORTING RATIONS, TWO TRUCKS TO PRISON AUTHORITIES FOR TRANSPORTING FUEL WOOD AND EVACUATED A PATIENT FOR RPA FROM KIBUNGO TO KIGALI.

D. NICOY PROVIDED ONE TRUCK TO THE NGO "FOOD FOR HUNGRY" FOR TRANSPORTING BRICKS WITHIN GISENYI PREFECTURE.

E. FORCE SIGNAL COY AND FORCE ENGR COY PROVIDED A TRUCK EACH TO ARDEC FOR TRANSPORTING WOOD.

F. UNAMIR MEDICAL STAFF TREATED A TOTAL OF 127 MEDICAL AND 22 DENTAL PATIENTS.

6. CIVILIAN AFFAIRS. NSTR.

7. SECURITY AND SAFETY OF PERSONNEL. NSTR.

8. LOGISTICS

ESSENTIAL FORCE RESERVE STOCK LEVELS AS AT 06 JAN 96:

(1)	WATER	=	36	DAYS.
(2)	RATION	=	17	"
(3)	FUEL	=	10	"
(4)	MOGAS	=	44	"
(5)	JET FUEL	=	46	"

9. CASUALTIES. NSTR.

10. COMMENTS. NSTR.

DATE: 06-JAN-96

UNAMIR
DAILY CONTINGENT STATE

ANNEX 'A'

CONTINGENT															TOTAL	REMARKS
SRL		KIG	KIBY	GIK	GIB	KIBG	CYA	GIT	SIGCOY	NBO	MIL POL	ENGRCOY	MOVCON	LEAVE	SICK	
1	CANCON	85														86
2	GHANCOY	111	32			143					10					296
3	INDCON	565							108			173	15	71	1	933
4	MALAWI	1					129								2	132
5	MALICOY			132												132
6	NICOY	3			121						10			10		144
8	ZAMBIA										10					10
TOTAL		765	32	132	121	143	129		108	1	30	173	15	81	3	1733

SUMMARY

CONTINGENT 1733
STAFF 28
MILOBS 228
CIVPOL 7

1996

ANNEX 'B'

UNAMIR

STAFF OFFICERS AND MILOBS STATE

DATE 06JAN-96

S/NO	COUNTRY	STAFF				CIVPOL	MILOBS															REMARK
		LOCATION					LOCATION															
		KI	NY	NAI	LEAVE		TOTAL	KIG	BUT	GIK	GIT	RUH	GIS	CYA	KBG	BYU	KIB	NAI	NY	LEAVE	SICK	
1	AUSTRIA						1	2		2	1		3			1			2		12	
2	BANGLADESH						4				1			1			1				7	
3	CANADA	2			2	4	1	1		1		1	1			2			3		10	
4	CONGO						2	2	2	2	1										7	
5	GHANA	7				7	7	2	2	3	2	2	2	2	2	3					27	
6	GUINEA						2	2	1	2	2	2	2		2				2		17	
7	GUINEA-BISS							1													1	
8	INDIA	7				7	4	2	2	2		2	2	2	2	2	1		1		22	
9	JORDAN						1															
10	MALAWI						2	2	3			2			2				3		14	
11	MALI						2	1		2	1		2		2				1		9	
12	NIGERIA	4				4	8		3				2	2		1			1		17	
13	PAKISTAN						3					2									5	
14	RUSSIA						3	1	1	2		1	2		2	2			1		15	
15	SENEGAL	1				1	2														2	
16	URUGUAY								2	2	1		2	1		3			9		20	
17	ZAMBIA	5				5	4	2	2	3	2		3	2	1	2			1		18	
18	ZIMBABWE						1	1	1	4	2	1	2	2	2	2			7		25	
	TOTAL	26			2	28	7	43	18	20	22	11	13	23	12	15	18	2	31		228	

DAILY TOTAL CBT SUP SITREP

DISTRIBUTION

96/01/06 16:54

PERIOD COVERED 1500 HRS 05 JAN 96 TO 1500 HRS 06 JAN 96

CLOGO
BRNINE
G10PS
C155
CO/FILE

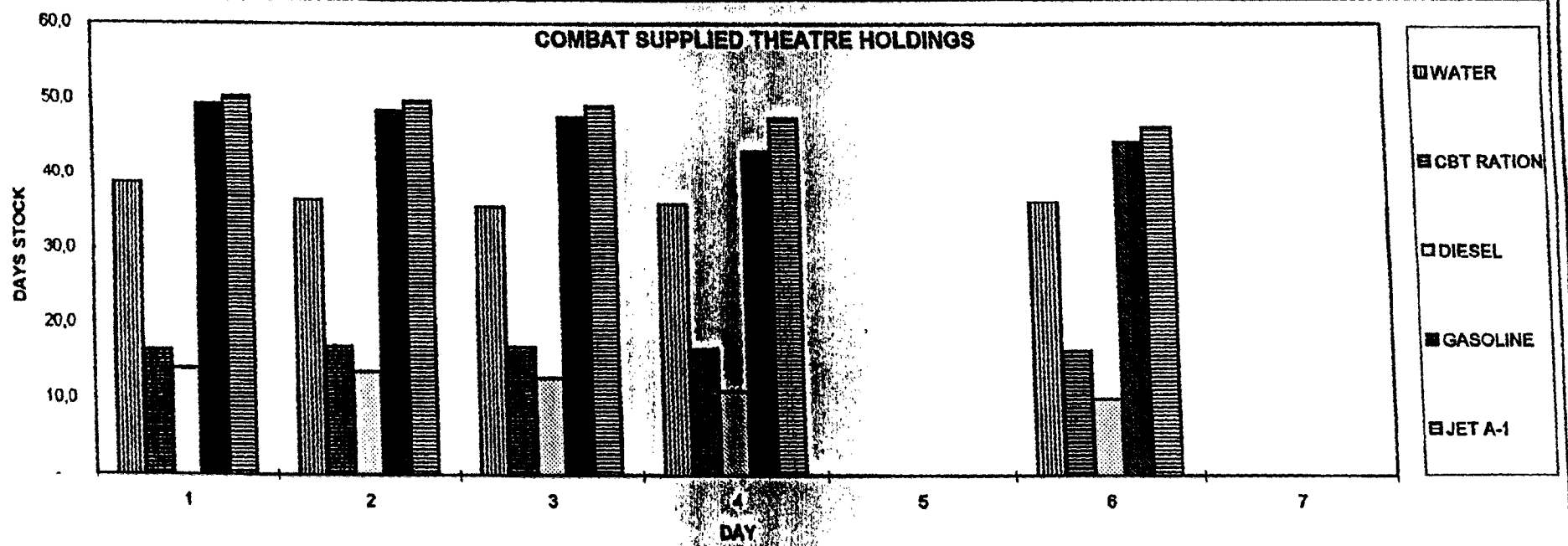
ITEM	WHERE HELD	UNIT OF ISSUE	START BALANCE	RECEIVED	ISSUED	END BALANCE	DAYS	REMARKS
WATER BOTTLED								
1ST LINE		LT	43 323			43 323		
2ND LINE	LOG BASE	LT	81 022		3 284	78 338		
TOTAL BOTTLED WATER		LT	124 945		3 284	123 661	26,7	3L PER MAN PER DAY
BULK WATER								
1ST LINE		LT	106 170	87 900	60 620	133 450		
2ND LINE	TRAFIPRO	LT	339 050	111 000	112 000	338 000		
TOTAL BULK WATER		LT	445 170	198 900	172 620	471 450	15,7	15L PER MAN PER DAY
TOTAL WATER								
1ST LINE		LT	151 493	87 900	60 620	178 773		
2ND LINE		LT	420 622	111 000	115 284	416 338		
TOTAL WATER IN THEATER		LT	572 115	198 900	175 904	595 111	36,4	
COMBAT RATIONS								
1ST LINE		EA	16 977		113	16 864		
2ND LINE	LOG BASE	EA	16 117		36	16 081		
TOTAL CBT RATIONS IN THEATER		EA	33 094		149	32 945	16,5	
DIESEL								
1ST LINE		LT	50 684		5 170	45 514		
2ND LINE		LT	210 306		18 948	191 448		
TOTAL DIESEL IN THEATER		LT	261 000		24 118	236 962	10,1	
AVG DAILY USAGE	23440							
GASOLINE								
1ST LINE		LT	2 739		45	2 694		
2ND LINE		LT	40 599		921	39 678		
TOTAL GASOLINE IN THEATER		LT	43 338		966	42 372	44,4	
AVG DAILY USAGE	955							
JET A-1								
TOTAL JET A-1 IN THEATER		LT	131 220		2 899	128 321	46,4	
AVG DAILY USAGE	2763							

COMBAT SUPPLIES USAGE AND STOCK CHARTS

DAYS STOCK IN THEATER

WATER	38,8	38,4	35,5	38,1		38,4
CBT RATION	18,5	17,0	18,9	18,8		18,5
DIESEL	14,0	13,6	12,8	11,1		10,1
GASOLINE	49,3	48,4	47,8	43,0		44,4
JET A-1	50,3	49,7	49,1	47,5		46,4

AS OF 0800 SUN MON TUE WED THU FRI SAT
 95/12/31 96/01/01 96/01/02 96/01/03 96/01/04 96/01/05 96/01/06



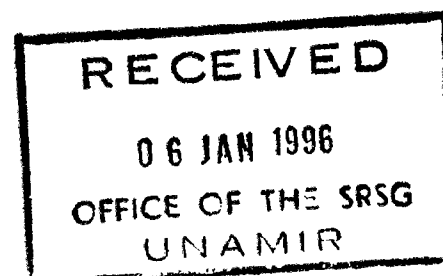
DAILY 1ST LINE CBT SUP SITREP										96/01/06 16:54		RETURN AS OF:	
ITEM	STRENGTH	UNIT OF ISSUE	START BALANCE	RECEIVED	ISSUED	END BALANCE	DAYS						
WATER BOTTLED													
95 CARG	122	BTL	2 530	-	-	2 530	6.9	03 JAN 95					
END BAL	994	BTL	12 337	-	-	12 337	7.0	06 JAN 96					
END INCR	203	BTL	4 263	-	-	4 263	7.0	03 JAN 96					
END SERIAL	125	BTL	2 619	-	-	2 619	7.0	06 JAN 96					
GRANDTOT	294	BTL	17 304	-	-	17 304	19.6	03 JAN 96					
MALAWOY	134	BTL	1 942	-	-	1 942	4.8	06 JAN 96					
NICTY	135	BTL	4 128	-	-	4 128	10.3	03 JAN 96					
TOTAL	1606	BTL	43323	0	0	43323	9.4	3L PER MAN PER DAY					
WATER BULK													
95 CARG	122	LTS	3 600	-	-	3 600	2.0	03 JAN 95					
END BAL	994	LTS	9 270	1 900	3 220	7 950	0.5	06 JAN 96					
END INCR	203	LTS	1 600	3 300	4 400	500	0.2	03 JAN 96					
END SERIAL	125	LTS	300	3 300	3 300	300	0.3	06 JAN 96					
GRANDTOT	294	LTS	24 000	20 000	20 000	24 000	5.4	03 JAN 96					
MALAWOY	134	LTS	17 000	40 000	20 000	37 000	18.4	06 JAN 96					
NICTY	135	LTS	29 000	15 000	7 000	37 000	18.5	03 JAN 96					
TOTAL CONTINGENT	1606	LTS	64770	83400	50320	116550	4.6	15L PER MAN PER DAY					
MILOR (BUTARE)													
95 CARG	18	LTS	6 200	-	-	6 200	23.0	23 DEC 95					
END BAL	28	LTS	2 500	-	-	2 500	6.0	5 JAN 96					
END INCR	24	LTS	7 000	3 000	1 500	8 500	23.6	06 JAN 96					
END SERIAL	22	LTS	500	1 000	800	700	2.1	06 JAN 96					
GRANDTOT	14	LTS	5 000	-	-	5 000	23.9	03 JAN 95					
MALAWOY	106	LTS	21200	4000	2300	23900	14.4						
TOTAL MILOR	1712	LTS	106 170	37 500	60 000	133 430	5.2	15L PER MAN PER DAY					
COMBAT RATION													
95 CARG	122	BA	5 243	-	-	5 243	14.5	03 JAN 95					
END BAL	294	BA	4 925	-	-	4 925	8.3	06 JAN 96					
END INCR	203	BA	1 421	-	-	1 421	7.4	03 JAN 96					
END SERIAL	125	BA	716	-	-	716	5.7	06 JAN 96					
GRANDTOT	294	BA	605	-	-	605	19.4	03 JAN 96					
MALAWOY	134	BA	605	-	-	605	7.2	06 JAN 96					
NICTY	135	BA	645	-	-	645	4.5	03 JAN 96					
TOTAL CONTINGENT	1606	BA	16 977	-	-	16 977	10.9	1 CPT PER MAN PER DAY 3L					
MILOR (KIBUYE)													
95 CARG	122	BA	1 000	-	-	1 000	10.5	03 JAN 95					
END BAL	294	BA	1 000	-	-	1 000	10.5	06 JAN 96					
END INCR	203	BA	1 000	-	-	1 000	10.5	03 JAN 96					
END SERIAL	125	BA	1 000	-	-	1 000	10.5	06 JAN 96					
GRANDTOT	294	BA	1 000	-	-	1 000	10.5	03 JAN 96					
MALAWOY	134	BA	1 000	-	-	1 000	10.5	06 JAN 96					
NICTY	135	BA	1 000	-	-	1 000	10.5	03 JAN 96					
TOTAL CONTINGENT	1606	BA	1 000	-	-	1 000	10.5	03 JAN 96					
MILOR (KIBUYE)													
95 CARG	207	LTS	4 087	-	-	4 087	19.7	23 DEC 95					
END BAL	112	LTS	1 200	-	-	1 200	10.7	5 JAN 96					
END INCR	367	LTS	4 050	1 500	1 500	4 400	12.0	06 JAN 96					
END SERIAL	148	LTS	1 015	-	-	815	5.5	06 JAN 96					
GRANDTOT	135	LTS	3 000	-	-	3 000	22.2	03 JAN 95					
MALAWOY	969	LTS	13 352	1 500	1 500	13 352	13.9						
TOTAL MILOR	3 380	LTS	64 036	1 500	6 320	59 016	11.0						
GASOLINE													
95 CARG	6	LTS	611	-	-	611	94.3	03 JAN 96					
END BAL	34	LTS	1 618	-	-	1 618	85.2	06 JAN 96					
END INCR	19	LTS	160	-	-	160	11.4	5 JAN 96					
END SERIAL	3	LTS	273	-	-	273	91.7	06 JAN 96					
GRANDTOT	5	LTS	15	-	-	15	3.0	06 JAN 96					
MALAWOY	8	LTS	60	-	-	60	7.5	03 JAN 95					
NICTY	21	LTS	-	-	-	-	0.0	03 JAN 96					
TOTAL	77	LTS	2 739	-	-	2 694	35.0						

DAILY 2ND LINE CBT SUP SITREP

01/06 14:04

PERIOD COVERED 1500 HRS 05 JAN 96 TO 1500 HRS 06 JAN 96

ITEM	WHERE HELD	UNIT OF ISSUE	START	RECEIVED	ISSUED	END BALANCE	DAYS	REMARKS
WATER								
BOTTLED	LOG BASE	LT	39 124	-	3 284	56 380	10.8	3L PER MAN PER DAY
FORCE BOTTLE RESERVE	UNAMIR HQ & TRAFIPRO	LT	21 938	-	-	21 938	4.2	3L PER MAN PER DAY
TOTAL BOTTLED		LT	61 062	-	3 284	78 318	15.1	3L PER MAN PER DAY
BULK BAR	TRAFIPRO	LT	112 000	-	112 000	338 000	13.0	15L PER MAN PER DAY
TOTAL WATER		LT	173 062	-	115 284	416 318	28.1	
COMBAT RATIONS	LOG BASE							
FRENCH		EA	7 570	-	-	7 570		
HELP PACK		EA	1 959	-	-	1 959		
SOUTH AFRICAN		EA	5 414	-	36	5 414		
AUSTRALIAN		EA	1 138	-	-	1 138		
TOTAL COMBAT RATIONS		EA	15 081	-	36	16 081		
DIESEL								
93 CMSO	TRAFIPRO	LT	44 948	-	1 638	43 308		
93 CMSO	LOG BASE	LT	12 815	-	5 793	6 820		
SS SKIOALI		LT	129 617	-	9 372	120 245		
IVECO		LT	23 218	-	2 143	21 075		
TOTAL DIESEL		LT	210 598	-	18 948	191 448	8.2	
AV DAILY USAGE			23440					
GASOLINE								
TOTAL SS SKIOALI		LT	40 899	-	921	39 678	41.5	
AV DAILY USAGE			955					
JET A1								
JET BULK	KIGALI AIRPORT	LT	126 520	-	2 899	123 621		
PACKAGED	KIGALI AIRPORT	LT	4 700	-	-	4 700		
TOTAL JET A1		LT	131 220	-	2 899	128 321	46.4	
AV DAILY USAGE			2763					



UNAMIR FORCE HQ
OUTGOING FACSIMILE NO :-

MIR NO :-

MISC NO :-

1996 JAN -6 A 10 B1
UNAMIR
075
050
See

06 JAN 96

TO: KITTANI, UNATIONS, NEW YORK	FROM: SHAHARYAR KHAN SRSG UNAMIR, KIGALI, RWANDA.
INFO: SITUATION CENTRE, NEW YORK UN SECUR COORD SEVAN	<i>[Handwritten signature]</i>
FAX: 001 (212) 963 9053	FAX: (250) 86877
<u>INTERNAL DISTRIBUTION:</u> <u>SRSG</u> FC UNAMIR HQ MAIN FILE	
SUBJECT: DAILY SITREP FOR 05 JAN 96	
NUMBER OF PAGES, INCLUDING THIS ONE : TEN	

1. PLEASE FIND ATTACHED THE DAILY SITREP MENTIONED ABOVE.
2. REGARDS.

it requested
182
6-1-95

1996 JAN -6 A 11:11
UNAMIR

DAILY SITREP FOR 05 JAN 96.

1. HIGHLIGHTS

A. THE OVERALL MILITARY SITUATION IN RWANDA IS STABLE AND CONTINUES TO IMPROVE THROUGHOUT THE COUNTRY. SECURITY ALONG THE BORDER AREAS REMAINS TENSE. THE BORDER POSTS AT UVIRA AND RUSIZI WERE OPENED TODAY TO REFUGEES ON FOOT WITHOUT UNHCR ESCORT BUT WAS CLOSED TO COMMERCIAL TRAFFIC. THE ZAIRIAN/RWANDESE BORDER IN SECTOR 5B REMAINS CLOSED TO RWANDAN NATIONALS AND UNAMIR PERSONNEL ON THE ZAIRIAN SIDE. REPATRIATION OF REFUGEES CONTINUES.

B. BORDER CROSSING:

(1) TOTAL INFLOW FOR THE DAY IS 175. 137 CAME FROM ZAIRE AND 38 FROM TANZANIA. IN ADDITION TO CROSSINGS REPORTED EARLIER, 382 PERSONS CROSSED FROM BURUNDI ON 04 JAN 96. OUTFLOW IS NIL.

(2) TOTAL INFLOW FOR THE MONTH IS 1043. OUTFLOW IS NIL.

2. POLITICAL ACTIVITIES.

A. THE SRSG HELD A MEETING WITH MR. MORJANE, DIRECTOR AFRICAN BUREAU, GENEVA AND DISCUSSED THE REFUGEE RETURN PROGRAMME OF UNHCR AS WELL AS UNHCR'S COOPERATION WITH THE RWANDAN GOVERNMENT. THE RUSSIAN AMBASSADOR CALLED ON THE SRSG AT HIS OFFICE AND DISCUSSED THE OVERALL SITUATION. THE PROPOSAL OF THE SECRETARY GENERAL ALSO CAME UNDER DISCUSSION. IN THE AFTERNOON, THE SRSG HELD A MEETING WITH MR. IAN MARTIN, HEAD OF THE HUMAN RIGHTS FIELD OPERATIONS, AND REVIEWED THE PROBLEM OF HUMAN RIGHTS IN RWANDA.

B. RADIO RWANDA REPORTED THAT ON NIGHT 04 JAN 96, AN ARMED GROUP IN MILITARY UNIFORMS ATTACKED NYAKINAMA COMMUNAL CACHOT AND ORDERED THE GUARD NAMED RUBONEZA TO FREE THE PRISONERS. HE DID SO BUT WAS KILLED AFTERWARDS. SECURITY FORCES INTERVENED AND CAPTURED TWO CRIMINALS IDENTIFIED AS EX FRGF.

3. MILITARY ACTIVITIES

A. RPA /GENDARMERIE. NSTR.

B. FRGF/MILITIA/BANDITRY.

(1) MILOBS SECTOR 4 (CYANGUGU) REPORTED THAT ON 03 JAN 96, SEVEN LOCALS OF BUGEGA CELL (GR 9245) AND KANKONI CELL (GR 9246) WERE KILLED BY UNKNOWN ASSAILANTS. NO PROPERTY OR MONEY WAS STOLEN FROM THOSE KILLED. MOTIVE BEHIND THE KILLINGS, IDENTITY OF THE KILLERS AND WEAPONS USED IS NOT KNOWN. HR INFORMED. IN THE SAME SECTOR, UNHCR

SOURCES AT CYANGUGU AND BUKAVU HAVE REPORTED THE SPORADIC SHELLING OF THE SOUTHERN TIP OF IJWI ISLAND ON 04 JAN 96 FROM 2230 HRS TO 2330 HRS. DETAILS OF CASUALTIES, DAMAGE TO PROPERTY AND WEAPONS USED ARE NOT KNOWN.

(2) MILOBS SECTOR 5B (GISENYI) WERE INFORMED BY THE RPA LO ABOUT TWO BOMB EXPLOSIONS IN GOMA IN WHICH, ONE PERSON WAS KILLED AND TWO OTHERS SERIOUSLY INJURED. THE EXPLOSIONS REPORTEDLY OCCURRED IN EARLY HOURS OF 05 JAN 96. IN THE SAME SECTOR, MILOB PATROL TO RAMBA COMMUNE (GR 4983) LEARNT ABOUT THE PRESENCE OF INFILTRATORS IN SOUS SECTOR (GR 4983) FROM THE LOCALS. THE LOCALS LIVING CLOSE TO THE FOREST COMPLAINED OF INCREASED STEALING OF THEIR CATTLE.

4. OWN ACTIVITIES. NSTR.

5. HUMANITARIAN.

A. 175 RETURNEES ARRIVED NDERA CAMP ON 05 JAN 96 FROM BUTARE. 152 RETURNEES WERE DESPATCHED BY UNHCR TO KIGALI RURAL KIBUNGO, KIBUYE, BYUMBA AND KANZENZE. 311 RETURNEES STILL AWAITING EVACUATION.

B. NICOY PROVIDED ONE VEHICLE TO THE NGO "FOOD FOR HUNGRY" FOR TRANSPORTING BRICKS WITHIN GISENYI PREFECTURE.

C. FORCE SIGNAL COY PROVIDED ONE VEHICLE TO ARDEC FOR TRANSPORTATION OF WOOD AND TWO TRUCKS TO RWANDATEL TO TRANSPORT UNDERGROUND CABLE DRUMS.

D. FORCE ENGR COY DEPLOYED A DIGGER CUM EXCAVATOR IN KANOMBE COMMUNE AND PROVIDED A VEHICLE TO ARDEC FOR TRANSPORTING WOOD.

E. UNAMIR MEDICAL STAFF TREATED A TOTAL OF 231 MEDICAL AND 17 DENTAL PATIENTS.

6. CIVILIAN AFFAIRS.

A. MILOBS SECTOR 2B (KIBUNGO) REPORTED THE FORCIBLE REPATRIATION OF 57 REFUGEES FROM TANZANIA ON 03 JAN AND 05 JAN 96 THROUGH RUSUMO BORDER POST FOR UNKNOWN REASONS. ALL THE 57 REFUGEES ARE BEING CURRENTLY HELD IN THE RUSUMO COMMUNE CACHOT.

B. IN SECTOR 4 (CYANGUGU), UNCONFIRMED REPORTS INDICATE THAT THE ZAIRIAN OFFICIALS OPPOSITE BUGARAMA ARE EXTORTING MONEY FROM THOSE DESIROUS OF RETURNING TO RWANDA. THIS IS BELIEVED TO BE SLOWING THE RETURN OF REFUGEES.

7. SECURITY AND SAFETY OF PERSONNEL. IN SECTOR 3A (GIKONGORO), ON 05 JAN 96, MAJ G. CHRITSKA, A MILOB, DRIVING UNAMIR 1000 MET WITH AN ACCIDENT CAUSED WHEN A BOY THREW A STONE AT HIS VEHICLE IN GIKONGORO TOWN AND WAS INJURED . THE OFFICER HAS SINCE BEEN EVACUATED TO KIGALI..

8. LOGISTICS

What happen? the boy?

ESSENTIAL FORCE RESERVE STOCK LEVELS AS AT 05 JAN 96:

(1)	WATER	=	36	DAYS.
(2)	RATION	=	17	"
(3)	FUEL	=	11	"
(4)	MOGAS	=	43	"
(5)	JET FUEL	=	47	"

9. CASUALTIES. NSTR.

10. COMMENTS. NSTR. THERE HAS BEEN AN INCREASE IN THE EX FOR ACTIVITIES ALONG THE WESTERN BORDERS OF RWANDA. RPA IS LIKELY TO INCREASE ITS ACTIVITIES WHICH MAY RESULT IN IMPOSITION OF ADDITIONAL CONTROL MEASURES.

DATE: 05-JAN-96

UNAMIR
DAILY CONTINGENT STATE

ANNEX 'A'

CONTINGENT																TOTAL	REMARKS
SRL		KIG	KIBY	GIK	GIS	KIBG	CYA	GIT	SIGCOY	NBO	MIL POL	ENGRCOY	MOVCON	LEAVE	SICK		
1	CANCON	85								1							86
2	GHANCOY	111	32			143					10						296
3	INDCON	564							108			173	15	72	1		933
4	MALAWI	1					129								2		132
5	MALICOY			132													132
6	NICOY	3			121						10			10			144
8	ZAMBIA										10						10
TOTAL		764	32	132	121	143	129		108	1	30	173	15	82	3		1733

SUMMARY

CONTINGENT 1733
STAFF 28
MILOBS 228
CIVPOL 7

1996

UNAMIR

ANNEX 'B'

STAFF OFFICERS AND MILOBS STATE

DATE 05JAN-98

S/NO	COUNTRY	STAFF				CIVPOL	MILOBS															REMARK	
		LOCATION			LEAVE		TOTAL	LOCATION															
		KI	NY	NAI				KIG	BUT	GIK	GIT	RUH	GIS	CYA	KBG	BYU	KIB	NAI	NY	LEAVE	SICK		TOTAL
1	AUSTRIA						1	2			2	1		3			1			2		12	
2	BANGLADESH						4					1			1			1				7	
3	CANADA	2			2	4	1	1			1		1	1			2			3		10	
4	CONGO						2	2	2	2		1										7	
5	GHANA	7				7	7	2	2	2	3	2	2	2	2	2	3					27	
6	GUINEA						2	2	1	2	2	2	2			2				2		17	
7	GUINEA-BISS								1													1	
8	INDIA	7				7	4	2	2	2		2	2	2	2	2	2	1		1		22	
9	JORDAN						1																
10	MALAWI						2	2	3			2				2				3		14	
11	MALI						2	1			2	1		2		2				1		9	
12	NIGERIA	4				4	8		3				2	2			1			1		17	
13	PAKISTAN						3						2									5	
14	RUSSIA						3	1	1	2		1	2			2	2			1		15	
15	SENEGAL	1				1	2															2	
16	URUGUAY								2	2	1		2	1			3			9		20	
17	ZAMBIA	5				5	4	2	2	3	2			3	2	1	2			1		18	
18	ZIMBABWE						1	1	1	4	2	1	2	2	2	2				7		25	
	TOTAL	28			2	28	7	43	18	20	22	11	13	23	12	15	18	2		31		228	

DAILY TOTAL CBT SUP SITREP

DISTRIBUTION

96/01/05

PERIOD COVERED 1500 HRS 04 JAN 96 TO 1500 HRS 05 JAN 96

CLOGO
SUMMO
G3 OPS
CISS
CO/FILE

7

ESTIMATE

ITEM	WHERE HELD	UNIT OF ISSUE	START BALANCE	RECEIVED	ISSUED	END BALANCE	DAYS	REMARK
		LT	35 323	-	-	35 323		
	LOG BASE	LT	82 117	-	495	81 622		
WATER		LT	127 440	-	495	126 945	21.2	31 PER MAN PER DAY
		LT	116 600	11 220	21 050	106 170		
	TRAFIPRO	LT	315 000	113 000	89 000	339 000		
		LT	431 600	124 220	110 650	445 170	14.9	151 PER MAN PER DAY
		LT	161 923	11 220	21 050	151 193		
		LT	30 117	113 000	89 495	120 622		
WATER		LT	559 040	124 220	111 145	572 115	36.1	
		EA	16 992	-	15	16 977		
	LOG BASE	EA	16 117	-	-	16 117		
THEATER		EA	33 109	-	15	33 094	16.6	
		LT	51 874	-	1 190	50 684		
		LT	228 122	-	17 726	210 396		
WATER		LT	279 996	-	18 916	261 080	11.1	
	23440							
		LT	450	-	-	450		
		LT	41 459	-	860	40 599		
WATER		LT	41 909	-	860	41 049	43.0	
	955							
		LT	133 192	-	1 072	131 220	47.5	
	2763							

GRAPH

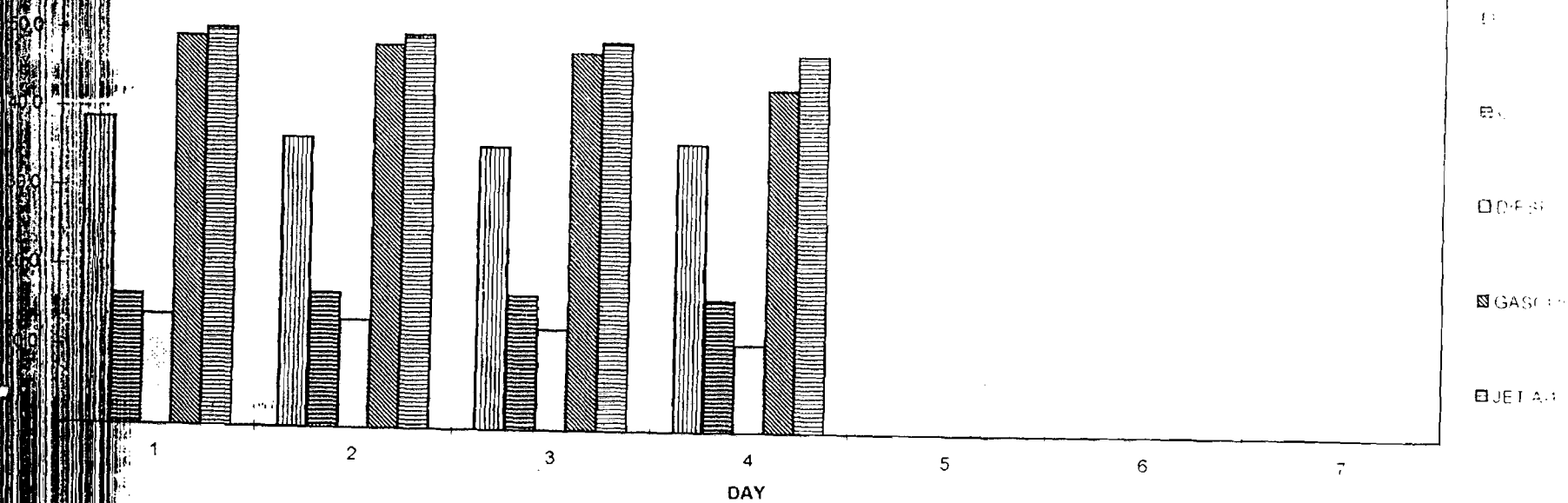
COMBAT SUPPLIES USAGE AND STOCK CHARTS

DAYS STOCK IN THEATER

WATER	38,6	36,4	35,5	36,1
CBT RATION	16,5	17,0	16,9	16,6
DIESEL	14,0	13,6	12,8	11,1
GASOLINE	49,3	48,4	47,6	43,0
JET A-1	50,3	49,7	49,1	47,5

AS OF 0800 SUN MON TUE WED THU FRI SAT
 95/12/31 96/01/01 96/01/02 96/01/03 96/01/04 96/01/05 96/01/06

COMBAT SUPPLIED THEATRE HOLDINGS



ITEM	AVG DAILY USAGE	UNIT OF ISSUE	START BALANCE	RECEIVED	ISSUED	END BALANCE	DAYS	RETURN AS OF:
WATER BOTTLED								
95 CMSG	122	BTL	2 530	-	-	2 530	6,9	05 JAN 95
INDBATT	594	BTL	12 537	-	-	12 537	7,0	05 JAN 96
IND ENGR	203	BTL	4 263	-	-	4 263	7,0	04 JAN 96
IND SIGNAL	125	BTL	2 619	-	-	2 619	7,0	05 JAN 96
GHANCOY	295	BTL	17 304	-	-	17 304	19,6	03 JAN 96
MALAWICOY	134	BTL	1 942	-	-	1 942	4,8	04 JAN 96
NICOY	133	BTL	4 128	-	-	4 128	10,3	03 JAN 96
TOTAL	1606	BTL	45323	0	0	45323	9,4	3L PER MAN PER DAY
WATER BULK								
95 CMSG	122	LTS	3 600	-	-	3 600	2,0	05 JAN 95
INDBATT	594	LTS	10 900	2 220	3 850	9 270	1,0	05 JAN 96
IND ENGR	203	LTS	400	5 000	3 800	1 600	0,5	04 JAN 96
IND SIGNAL	125	LTS	500	3 500	3 500	500	0,3	05 JAN 96
GHANCOY	295	LTS	24 000	-	-	24 000	5,4	03 JAN 96
MALAWICOY	134	LTS	27 000	-	10 000	17 000	8,5	04 JAN 96
NICOY	133	LTS	29 000	-	-	29 000	14,5	03 JAN 96
TOTAL CONTINGENT	1606	LTS	95400	10720	21150	84970	3,5	15L PER MAN PER DAY
MILOB (BUTARE)	18	LTS	6 200	-	-	6 200	23,0	23 DEC 95
MILOB (CYANGUGU)	28	LTS	2 500	500	500	2 500	6,0	5 JAN 96
MILOB (GITARAMA)	24	LTS	7 000	-	-	7 000	19,4	29 DEC 95
MILOB (KIBUYE)	22	LTS	500	-	-	500	1,5	04 JAN 96
MILOB (RUHENGERR)	14	LTS	5 000	-	-	5 000	23,8	03 JAN 95
TOTAL MILOBS	106	LTS	21200	500	500	21200	13,3	
TOTAL BULK WATER	1712	LTS	116 600	11 220	21 650	106 170	4,1	15L PER MAN PER DAY
COMBAT RATION								
95 CMSG	122	EA	5 243	-	-	5 243	14,3	05 JAN 95
INDBATT	594	EA	4 926	-	-	4 926	8,3	05 JAN 96
IND ENGR	203	EA	1 421	-	-	1 421	7,0	04 JAN 96
IND SIGNAL	125	EA	731	-	15	716	5,7	05 JAN 96
GHANCOY	295	EA	3 066	-	-	3 066	10,4	03 JAN 96
MAJAWICOY	134	EA	960	-	-	960	7,2	04 JAN 96
NICOY	133	EA	645	-	-	645	4,8	03 JAN 96
TOTAL	1 606	EA	16 992	-	15	16 977	10,6	1 CPR PER MAN PER DAY
DIESEL								
95 CMSG	2 000	LT	12 000	-	-	12 000	6,0	05 JAN 95
INDBATT	353	LT	6 568	-	325	6 243	17,7	05 JAN 96
IND ENGR	470	LT	4 490	-	80	4 410	9,4	04 JAN 96
GHANCOY	643	LT	11 499	-	-	11 499	17,9	03 JAN 96
MALAWICOY	748	LT	11 843	-	865	10 978	14,7	04 JAN 96
NICOY	667	LT	9 964	-	-	9 964	14,9	03 JAN 96
TOTAL CONTINGENT	4 411	LT	51 874	-	1 190	50 684	11,5	
MILOB (BUTARE)	207	LT	4 087	-	-	4 087	19,7	23 DEC 95
MILOB (CYANGUGU)	112	LT	1 200	-	-	1 200	10,7	5 JAN 96
MILOB (GITARAMA)	367	LT	4 050	-	-	4 050	11,0	29 DEC 95
MILOB (KIBUYE)	148	LT	1 015	-	-	1 015	6,9	04 JAN 96
MILOB (RUHENGERR)	135	LT	3 000	-	-	3 000	22,2	03 JAN 95
TOTAL MILOBS	969	LT	13 352	-	-	13 352	13,8	
TOTAL DIESEL	5 380	LT	65 226	-	1 190	64 036	11,9	
GASOLINE								
GHANCOY	6	LT	611	-	-	611	101,8	03 JAN 96
MALAWICOY	34	LT	-	-	-	-	0,0	04 JAN 96
IND ENGR	19	LT	1 705	-	87	1 618	85,2	04 JAN 96
MILOB (CYANGUGU)	14	LT	160	-	-	160	11,4	5 JAN 96
MILOB (GITARAMA)	3	LT	275	-	-	275	91,7	29 DEC 95
MILOB (KIBUYE)	5	LT	15	-	-	15	1,1	04 JAN 96
MILOB (RUHENGERR)	8	LT	60	-	-	60	60,0	03 JAN 95
NICOY	21	LT	-	-	-	-	-	03 JAN 96
TOTAL	77	LT	450	-	-	450	-	-

2NDLINE

2ND LINE CBT SUP SITREP

#####

PERIOD COVERED 1500 HRS 04 JAN 96 TO 1500 HRS 05 JAN 96

ITEM	WHERE HELD	UNIT OF ISSUE	START	RECEIVED	ISSUED	END BALANCE	DAYS	REMARKS
LOG BASE	LOG BASE	LT	60159	-	495	59664	11.5	3L PER MAN PER DAY
UNAMIR HQ & TRAFIPRO	UNAMIR HQ & TRAFIPRO	LT	21958	-	-	21958	4.3	3L PER MAN PER DAY
82117		LT	82117	-	495	81622	15.7	3L PER MAN PER DAY
TRAFIPRO	TRAFIPRO	LT	315000	113000	89000	339000	13.0	15L PER MAN PER DAY
		LT	397117	113000	89495	420622	28.7	
LOG BASE	LOG BASE							
EA		EA	7570	-	-	7570		
EA		EA	1959	-	-	1959		
EA		EA	5450	-	-	5450		
EA		EA	1138	-	-	1138		
EA		EA	16117	-	-	16117		
TRAFIPRO	TRAFIPRO	LT	45642	-	696	44946		
LOG BASE	LOG BASE	LT	22619	-	10004	12615		
		LT	135728	-	6111	129617		
		LT	24133	-	915	23218		
		LT	228122	-	17726	210396	9.0	
23440								
LT		LT	41459	-	860	40599	42.5	
955								
RIGALI AIRPORT	RIGALI AIRPORT	LT	128492	-	1972	126520		
RIGALI AIRPORT	RIGALI AIRPORT	LT	4700	-	-	4700		
		LT	133192	-	1972	131220	47.5	
2763								

RECEIVED
05 JAN 1996
OFFICE OF THE SRSG
UNAMIR

UNAMIR
1996 JAN -5 A 10:41

UNAMIR
1996 JAN -5 A 11:07

UNAMIR FORCE HQ
OUTGOING FACSIMILE NO :-
MIR NO :- 035
MISC NO :-

05 JAN 96

TO: KITTANI, UNATIONS, NEW YORK ✓	FROM: SHAHARYAR KHAN SRSG UNAMIR, KIGALI RWANDA. <i>AK</i>
INFO: SITUATION CENTRE, NEW YORK ✓ UN SECUR COORD SEVAN ✓	
FAX: 001 (212) 963 9053 ✓	FAX: (250) 86877
<u>INTERNAL DISTRIBUTION:</u> SRSG ✓ FC UNAMIR HQ MAIN FILE	
SUBJECT: DAILY SITREP FOR 04 JAN 96	
NUMBER OF PAGES, INCLUDING THIS ONE : TEN NINE	

S

1. PLEASE FIND ATTACHED THE DAILY SITREP MENTIONED ABOVE.
2. REGARDS.

*Highlighted
for.*

1/9

DAILY SITREP FOR 04 JAN 96.

1. HIGHLIGHTS

A. THE OVERALL MILITARY SITUATION IN RWANDA IS STABLE AND CONTINUES TO IMPROVE THROUGHOUT THE COUNTRY. SECURITY ALONG THE BORDER AREAS REMAINS TENSE. THE BORDER POSTS AT UVIRA AND RUSIZI WERE OPENED TODAY TO THE TRAFFIC BETWEEN RWANDA AND BURUNDI. THE ZAIRIAN/RWANDESE BORDER IN SECTOR 5B REMAINS CLOSED TO RWANDAN NATIONALS AND UNAMIR PERSONNEL, ON THE ZAIRIAN SIDE. REPATRIATION OF REFUGEES CONTINUES.

B. BORDER CROSSING:

(1) TOTAL INFLOW FOR THE DAY IS 251. ALL CAME FROM ZAIRE. IN ADDITION TO CROSSINGS REPORTED EARLIER, 12 PERSONS CROSSED FROM TANZANIA ON 03 JAN 96. OUTFLOW IS NIL.

(2) TOTAL INFLOW FOR THE MONTH IS 486. OUTFLOW IS NIL.

2. POLITICAL ACTIVITIES. THE SRSG ATTENDED THE MEDAL PARADE CEREMONY AT GIKONGORO AND EXPRESSED HIS APPRECIATION FOR SUCCESSFUL COMPLETION OF THE TASK ASSIGNED TO MALICOY. LATER THE SRSG HELD AN INTERNAL MEETING WITH THE SENIOR OFFICERS TO DISCUSS AND APPROVE CERTAIN MEASURES PERTAINING TO UNAMIR. IN THE AFTERNOON DR. NDAHIRO OF THE MINISTRY OF DEFENCE CALLED ON THE SRSG AT HIS OFFICE AND DISCUSSED BILATERAL MATTERS CONCERNING UNAMIR AND RWANDA, PARTICULARLY THE ISSUE OF EQUIPMENT.

3. MILITARY ACTIVITIES

A. RPA /GENDARMERIE. MILOBS SECTOR 5B (GISENYI) REPORTED THE ARREST OF TWO PERSONS IN GATSIRO CELLULE (GR 2702) IN NYABIRISI SECTOR (GR 2706). DETAILS BEING ASCERTAINED.

B. FRGF/MILITIA/BANDITRY.

(1) MILOBS SECTOR 5A (RUHENGARI) REPORTED A JAIL BREAK ORGANISED BY EIGHT MEN IN MILITARY UNIFORMS POSSIBLY EX - FAR IN WHICH, THE COMMUNAL POLICE CHIEF OF NYAKINAMA COMMUNE (GR 5827) WAS KILLED. EIGHT PRISONERS WERE FREED IN THE JAIL BREAK. IN THE SAME SECTOR, AN ASSAILANT WITH A HAND GREN, WAS INJURED WHEN HE TRIED TO ATTACK THE HOUSE OF A RPA SOLDIER IN KANZA SECTOR (GR 5930) ON THE NIGHT 02/03 JAN 96. THE ASSAILANT HOWEVER MANAGED TO GET AWAY.

(2) MILOBS SECTOR 5B (GISENYI) REPORTED THE DEATH OF ONE PERSON IN KORA COMMUNE (GR 3821) WHEN SUSPECTED

2/9

*note:
A special note
is being prepared
for you on this
issue. /m.*

INTERAHAMWE THREW A GRENADE INTO HIS HOUSE.

4. OWN ACTIVITIES. ON 04 JAN 96, THE A/FC ATTENDED THE MEDAL PARADE CEREMONY OF MALICOY AT GIKONGORO AND PRESENTED UNAMIR MEDALS TO ALL RANKS OF MALICOY.

5. HUMANITARIAN

A. 174 RETURNEES ARRIVED NDERA CAMP ON 03 JAN 96. 51 RETURNEES WERE DESPATCHED BY UNHCR TO KIGALI VILLAGE, GISENYI, GASHORA AND GITARAMA.
A TOTAL OF 288 RETURNEES STILL AWAITING EVACUATION FROM NDERA CAMP.

C. FORCE SIGNAL COY AND FORCE ENGR COY PROVIDED ONE VEHICLE EACH TO ARDEC FOR TRANSPORTATION OF WOOD.

D. UNAMIR MEDICAL STAFF TREATED A TOTAL OF 647 MEDICAL AND 23 DENTAL PATIENTS.

6. CIVILIAN AFFAIRS. NSTR.

7. SECURITY AND SAFETY OF PERSONNEL. NSTR.

8. LOGISTICS

ESSENTIAL FORCE RESERVE STOCK LEVELS AS AT 04 JAN 96:

(1)	WATER	=	37	DAYS.
(2)	RATION	=	17	"
(3)	FUEL	=	12	"
(4)	MOGAS	=	47	"
(5)	JET FUEL	=	48	"

9. CASUALTIES. NSTR.

10. COMMENTS. NSTR.

4/9

DATE: 04-JAN-96 UNAMIR
DAILY CONTINGENT STATE

ANNEX 'A'

CONTINGENT																TOTAL	REMARKS
SRL		KIG	KIBY	GIK	GIS	KIBG	CYA	GIT	SIGCOY	NBO	MIL POL	ENGRCOY	MOVCON	LEAVE	SICK		
1	SHANCON	85								1						86	
2	SHANCOY	111	32			143					10					296	
3	INDCON	576							108			173	15	60	1	933	
4	MALAWI	1					129								2	132	
5	MALICOY			132												132	
6	NICOY	3			121						10			10		144	
8	ZAMBIA										10					10	
TOTAL		776	32	132	121	143	129		108	1	30	173	15	70	3	1733	

SUMMARY

CONTINGENT 1733
STAFF 28
MIL OBS 228
CIVPOL 7

1996

6/5

DATE: 04-JAN-96 UNAMIR
DAILY CONTINGENT STATE

ANNEX 'A'

CONTINGENT																TOTAL	REMARKS
SRI		KIG	KIBY	GIK	GIS	KIBG	CYA	GIT	SIGCOY	NBO	MIL POL	ENGRCOY	MOVCON	LEAVE	SICK		
	INDCON	85								1						86	
2	SIHANCY	111	32			143					10					296	
3	INDCON	576							108			173	15	60	1	933	
4	MALAWI	1					129								2	132	
5	MALICOY			132												132	
6	NICOY	3			121						10			10		144	
8	ZAMBIA										10					10	
	TOTAL	776	32	132	121	143	129		108	1	30	173	15	70	3	1733	

SUMMARY

CONTINGENT 1733
STAFF 28
MIL OBS 228
CIVPOL 7

1996

DAILY TOTAL CBT SUP SITREP

DISTRIBUTION

96/01/04 15:37

PERIOD COVERED 1500 HRS 04 JAN 96 TO 1500 HRS 05 JAN 96

CLOGO
SUMMO
G3 OPS
CISS
CO/FILE

ITEM	WHERE HELD	UNIT OF ISSUE	START BALANCE	RECEIVED	ISSUED	END BALANCE	DAYS	REMARKS
BOTTLED								
1ST		LT	47 663	-	-	47 663		
2ND	LOG BASE	LT	83 393	-	1 276	82 117		
TOTAL BOTTLED WATER		LT	131 056	-	1 276	129 780	21,7	3L PER MAN PER DAY
BULB WATER								
1ST		LT	143 545	36 000	28 180	151 365		
2ND	TRAFIPRO	LT	295 000	83 000	63 000	315 000		
TOTAL BULB WATER		LT	438 545	119 000	91 180	466 365	15,6	15L PER MAN PER DAY
TOTAL WATER								
1ST		LT	191 208	36 000	28 180	199 028		
2ND		LT	378 393	83 000	64 276	397 117		
TOTAL WATER IN THEATER		LT	569 601	119 000	92 456	596 145	37,3	
COOKING RATIONS								
1ST		EA	18 328	-	1 336	16 992		
2ND	LOG BASE	EA	16 117	-	-	16 117		
TOTAL CBT RATIONS IN THEATER		EA	34 445	-	1 336	33 109	16,6	
		LT	64 632	3 700	3 508	64 824		
		LT	239 489	-	11 367	228 122		
TOTAL DIESEL IN THEATER		LT	304 121	3 700	14 875	292 946	12,5	
AVERAGE USAGE	23440							
GAS								
1ST		LT	3 071	-	65	3 006		
2ND		LT	42 380	-	921	41 459		
TOTAL GASOLINE IN THEATER		LT	45 451	-	986	44 465	46,6	
AVERAGE USAGE	955							
TOTAL DIESEL A-1 IN THEATER		LT	135 596	-	2 404	133 192	48,2	
AVERAGE USAGE	2763							

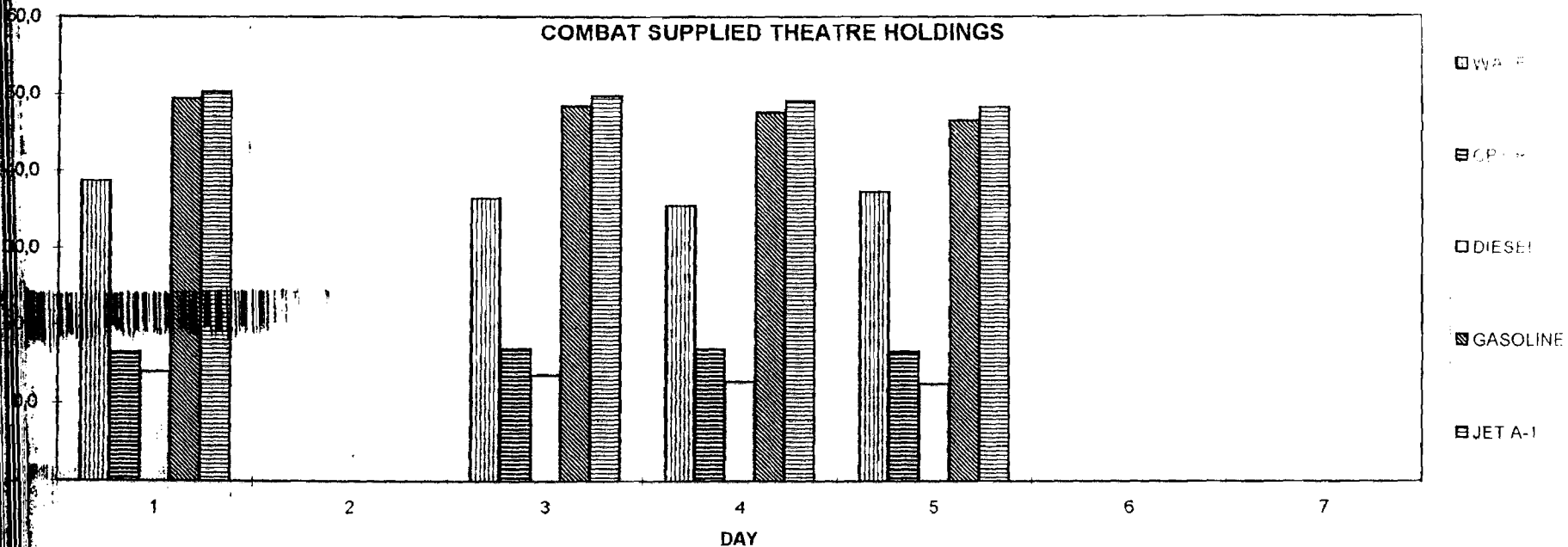
GRAPH

COMBAT SUPPLIES USAGE AND STOCK CHARTS

DAYS STOCK IN THEATER

WATER	38,6	-	36,4	35,5	37,3
CBT RATION	16,5	-	17,0	16,9	16,6
DIESEL	14,0	-	13,6	12,8	12,5
GASOLINE	49,3	-	48,4	47,6	46,6
JET A-1	50,3	-	49,7	49,1	48,2

AS OF 0800 SUN MON TUE WED THU FRI SAT
 95/12/31 96/01/01 96/01/02 96/01/03 96/01/04 96/01/05 96/01/06



DATE: 01 JAN 96

WATER BULK								
95 CMSG	122	LTS	3 600	-	-	3 600	2,0	03 JAN 95
INDBATT	594	LTS	6 300	7 900	3 300	10 900	1,2	04 JAN 96
IND ENGR	203	LTS	300	3 600	3 500	400	0,1	03 JAN 96
IND SIGNAL	125	LTS	500	3 500	3 500	500	0,3	04 JAN 96
GHANCOY	295	LTS	12 000	20 000	8 000	24 000	5,4	03 JAN 96
MALAWICOY	134	LTS	27 000	-	-	27 000	13,4	03 JAN 96
MALICOY	132	LTS	34 320	-	5 780	28 540	14,4	04 JAN 96
NICOY	133	LTS	32 000	-	3 000	29 000	14,5	03 JAN 96
TOTAL CONTINGENT	1738	LTS	116 020	35 000	27 080	123 940	4,8	15L PER MAN PER DAY
COMBAT RATION								
95 CMSG	122	EA	5 243	-	-	5 243	14,3	03 JAN 95
INDBATT	594	EA	4 926	-	-	4 926	8,3	04 JAN 96
IND ENGR	203	EA	1 421	-	-	1 421	7,0	03 JAN 96
IND SIGNAL	125	EA	731	-	-	731	5,8	04 JAN 96
GHANCOY	295	EA	3 361	-	295	3 066	10,4	03 JAN 96
MALAWICOY	134	EA	960	-	-	960	7,2	03 JAN 96
MALICOY	132	EA	1 036	-	1 036	-	0,0	04 JAN 96
NICOY	133	EA	650	-	5	645	4,8	03 JAN 96
TOTAL	1 738	EA	18 328	-	1 336	16 992	9,8	1 CPR PER MAN PER DAY
ITEM	AVG DAILY	UNIT OF	START	RECEIVED	ISSUED	END	DAYS	RETURN AS OF:
	USAGE	ISSUE	BALANCE			BALANCE		
DIESEL								
95 CMSG	2 000	LT	12 000	-	-	12 000	6,0	03 JAN 95
INDBATT	353	LT	6 893	-	325	6 568	18,6	04 JAN 96
IND ENGR	470	LT	4 490	-	-	4 490	9,6	03 JAN 96
GHANCOY	643	LT	12 107	-	608	11 499	17,9	03 JAN 96
MALAWICOY	748	LT	11 843	-	-	11 843	15,8	03 JAN 96
MALICOY	1 009	LT	9 435	-	975	8 460	8,4	04 JAN 96
NICOY	667	LT	7 864	3 700	1 600	9 964	14,9	03 JAN 96
TOTAL CONTINGENT	5 420	LT	64 632	3 700	3 508	64 824	12,0	
MILOB (BUTARE)	207	LT	4 087	-	-	4 087	19,7	23 DEC 95
MILOB (BYUMBA)	231	LT	3 173	-	-	3 173	13,7	30 DEC 95
MILOB (CYANGUGU)	112	LT	1 200	-	-	1 200	10,7	29 DEC 95
MILOB (GITARAMA)	367	LT	4 050	-	-	4 050	11,0	29 DEC 95
MILOB (KIBUYE)	148	LT	1 495	-	480	1 015	6,9	04 JAN 96
MILOB (RUHENGRI)	135	LT	2 200	1 000	200	3 000	22,2	03 JAN 95
TOTAL MILOBS	1 200	LT	16 205	1 000	680	16 525	13,8	
TOTAL DIESEL	6 620	LT	80 837	4 700	4 188	81 349	12,3	
GASOLINE								
GHANCOY	6	LT	636	-	25	611	101,8	03 JAN 96
MALAWICOY	34	LT	-	-	-	-	0,0	03 JAN 96
IND ENGR	19	LT	1 705	-	-	1 705	89,7	03 JAN 96
MALICOY	28	LT	180	-	-	180	9,4	04 JAN 96
MILOB (CYANGUGU)	14	LT	160	-	-	160	11,4	29 DEC 95
MILOB (GITARAMA)	3	LT	275	-	-	275	41,7	29 DEC 95
MILOB (KIBUYE)	5	LT	14	-	-	14	2,0	04 JAN 96
MILOB (RUHENGRI)	8	LT	100	-	-	100	1,3	03 JAN 95
NICOY	21	LT	-	-	-	-	0,0	03 JAN 96
TOTAL	105	LT	3 071	-	-	3 071	28,6	

8/9

2NDLINE

7/9

2ND LINE CBT SUP SITREP

96/01/04 15:37

OD COVERED 1500 HRS 04 JAN 96 TO 1500 HRS 05 JAN 96

ITEM	WHERE HELD	UNIT OF ISSUE	START	RECEIVED	ISSUED	END BALANCE	DAYS	REMARK
LOG BASE	LOG BASE	LT	61 435	-	1 276	60 159	11,6	3L PER MAN PER DAY
BOTTLE RESERVE	UNAMIR HQ & TRAFIPRO	LT	21 958	-	-	21 958	4,2	3L PER MAN PER DAY
BOTTLED		LT	83 393	-	1 276	82 117	15,8	3L PER MAN PER DAY
WATER	TRAFIPRO	LT	295 000	83 000	63 000	315 000	12,1	15L PER MAN PER DAY
WATER		LT	378 393	83 000	64 276	397 117	27,9	
COMBAT RATIONS	LOG BASE							
AFRICAN		EA	7 570	-	-	7 570		
AFRICAN		EA	1 959	-	-	1 959		
AFRICAN		EA	5 450	-	-	5 450		
AFRICAN		EA	1 138	-	-	1 138		
COMBAT RATIONS		EA	16 117	-	-	16 117		
TRAFIPRO	TRAFIPRO	LT	46 413	-	771	45 642		
LOG BASE	LOG BASE	LT	27 187	-	4 568	22 619		
		LT	140 237	-	4 569	135 728		
		LT	25 652	-	1 519	24 133		
		LT	239 489	-	11 367	228 122	9,7	
USAGE	23440							
AFRICAN								
AFRICAN		LT	42 380	-	921	41 459	43,4	
USAGE	955							
KIGALI AIRPORT	KIGALI AIRPORT	LT	130 896	-	2 404	128 492		
KIGALI AIRPORT	KIGALI AIRPORT	LT	4 700	-	-	4 700		
AFRICAN		LT	135 596	-	2 404	133 192	48,2	
USAGE	2763							

RECEIVED
04 JAN 1996
OFFICE OF THE SRSG
UNAMIR

UNAMIR FORCE HQ
OUTGOING FACSIMILE NO :- 27
MIR NO :- 017
MISC NO :-

1996 JAN -11 A 8:44
UNAMIR

04 JAN 96

TO: KITTANI, UNATIONS, NEW YORK	FROM: SHAHARYAR KHAN SRSG UNAMIR, KIGALI RWANDA.
INFO: SITUATION CENTRE, NEW YORK UN SECUR COORD SEVAN	
FAX: 001 (212) 963 9053	FAX: (250) 86877
<u>INTERNAL DISTRIBUTION:</u> SRSG ✓ FC UNAMIR HQ MAIN FILE	
SUBJECT: DAILY SITREP FOR 03 JAN 96	
NUMBER OF PAGES, INCLUDING THIS ONE : TEN	

1. PLEASE FIND ATTACHED THE DAILY SITREP MENTIONED ABOVE.
2. REGARDS.

1996 JAN -11 A 8:56
UNAMIR

DAILY SITREP FOR 03 JAN 96.

1. HIGHLIGHTS

A. THE OVERALL MILITARY SITUATION IN RWANDA IS STABLE AND CONTINUES TO IMPROVE THROUGHOUT THE COUNTRY. SECURITY ALONG THE BORDER AREAS REMAINS TENSE. THE BORDER POSTS AT UVIRA AND RUSIZI WERE OPENED TODAY TO THE TRAFFIC BETWEEN RWANDA AND BURUNDI. THE ZAIRIAN/RWANDESE BORDER IN SECTOR 5B REMAINS CLOSED TO RWANDAN NATIONALS AND UNAMIR PERSONNEL, ON THE ZAIRIAN SIDE. REPATRIATION OF REFUGEES CONTINUES.

B. BORDER CROSSING:

(1) TOTAL INFLOW FOR THE DAY IS 148. ALL CAME FROM ZAIRE. IN ADDITION TO CROSSINGS REPORTED EARLIER, 728 PERSONS CROSSED FROM BURUNDI ON 28 AND 29 DEC 95, 25 ON 02 JAN 96 AND 20 PERSONS CROSSED FROM TANZANIA ON 02 JAN 96. OUTFLOW IS NIL.

(2) TOTAL INFLOW FOR THE MONTH IS 223. OUTFLOW IS NIL.

2. POLITICAL ACTIVITIES.

A. THE SRSG ATTENDED THE HEADS OF AGENCIES MEETING AT THE UNDP CONFERENCE ROOM AND HAD DISCUSSIONS ON THE CONCLUSION OF THE UNAMIR MANDATE, THE REGIONAL SITUATION AS WELL AS ON MATTERS RELATING TO THE RETURN OF REFUGEES. LATER, THE BRITISH AMBASSADOR CALLED ON THE SRSG AND DISCUSSED THE OVERALL SITUATION CONCERNING RWANDA AND UNAMIR. IN THE AFTERNOON, THE SRSG MET WITH THE RWANDESE MINISTER OF YOUTH AND COOPERATIVE MOVEMENTS AND DISCUSSED THE POSSIBILITY OF UNDERTAKING REPAIR WORK CONCERNING THE AMAHORO STADIUM.

B. RADIO RWANDA REPORTED THAT THE RWANDESE PRIME MINISTER MET THE PRESIDENT OF THE STATE ACCOUNTS COURT AND THE GENERAL PROSECUTOR AND DISCUSSED WORKING CONDITIONS OF THE RECENTLY SET UP SUPREME COURT. THEY AGREED ON THE URGENT NEED TO HAVE THE JUDICIAL SYSTEM BEGIN ITS WORK AND BRING TO JUSTICE THOSE RESPONSIBLE FOR GENOCIDE.

3. MILITARY ACTIVITIES

A. RPA /GENDARMERIE.

(1) IN SECTOR 1B (GITARAMA), ONE RETURNEE WAS ARRESTED IN NTONGWE COMMUNE (GR 9057) ON CHARGES OF HAVING PARTICIPATED IN THE GENOCIDE.

(2) MILOBS SECTOR 5A (RUHENGERI) REPORTED THE ARREST OF ONE PERSON IN CYABINGO COMMUNE ON 30 DEC 95 FOR HIS ALLEGED INVOLVEMENT IN THE GENOCIDE.

(3) MILOBS SECTOR 5B (GISENYI) WERE INFORMED BY THE LOCALS THAT RPA IS INDULGING IN EXTORTION IN KARAGO COMMUNE (GR 4416). IN NDORWA SECTOR (GR 4616) ONE PERSON WAS INJURED IN FIRING BY RPA ON 23 DEC 95 WHEN THE VICTIM FAILED TO OBEY AN ORDER. HR INFORMED.

B. FRGF/MILITIA/BANDITRY. IN SECTOR 5A (RUHENGIERI), ON 31 DEC 95, THREE PERSONS WERE KILLED AND ONE INJURED BY UNIDENTIFIED GUNMEN IN CYAMBINGO COMMUNE (GR 6525). MOTIVE BEHIND THE KILLING IS NOT KNOWN.

4. OWN ACTIVITIES. ON 03 JAN 96, THE A/FC VISITED MILOBS IN SECTOR 2A AND WAS BRIEFED ON THE PREVAILING SECURITY SITUATION IN BYUMBA. THE LIKELIHOOD OF INFLUX OF REFUGEES, HUMANITARIAN ASSISTANCE BEING RENDERED BY UNAMIR AND THE PROGRESS ON CLOSING DOWN OF THE SECTOR WERE ALSO DISCUSSED DURING THE VISIT. THE MILOB SUB SECTOR IS BEING CLOSED ON 05 JAN 96.

5. HUMANITARIAN

A. 14 RETURNEES ARRIVED NDERA CAMP ON 03 JAN 96 FROM KIBUNGO. 32 RETURNEES WERE DESPATCHED BY UNHCR TO RUHENGIERI, KIGALI RURAL AND NYAGATARE. 165 RETURNEES STILL AWAITING EVACUATION.

B. NICOY PROVIDED TWO VEHICLES TO THE NGO "FOOD FOR HUNGRY" FOR TRANSPORTING BRICKS WITHIN GISENYI PREFECTURE.

C. FORCE SIGNAL COY AND FORCE ENGR COY PROVIDED ONE VEHICLE EACH TO ARDEC FOR TRANSPORTATION OF WOOD.

D. UNAMIR MEDICAL STAFF TREATED A TOTAL OF 255 MEDICAL AND 19 DENTAL PATIENTS.

6. CIVILIAN AFFAIRS. MILOBS SECTOR 5B (GISENYI) REPORTED THE DEATH OF THREE PRISONERS ON 30 DEC 95, WHEN THE TOYOTA PICK UP TRANSPORTING 19 PRISONERS (INCLUDING THE VICTIMS) FROM KIBILIRA COMMUNE PRISON TO NGORORERO SUB PREFECTURE PRISON (GR 5995) OVERTURNED. THE INJURED WERE TREATED AT KIBILIRA MEDICAL CENTRE.

7. SECURITY AND SAFETY OF PERSONNEL. NSTR.

8. LOGISTICS

ESSENTIAL FORCE RESERVE STOCK LEVELS AS AT 03 JAN 96:

(1)	WATER	=	36	DAYS.
(2)	RATION	=	17	"
(3)	FUEL	=	13	"
(4)	MOGAS	=	48	"
(5)	JET FUEL	=	49	"

9. CASUALTIES. NSTR.

10. COMMENTS. NSTR.

UNAMIR
DAILY CONTINGENT STATE

ANNEX 'A'

DATE: 03-JAN-96

CONTINGENT																TOTAL	REMARKS
SRL		KIG	KIBY	GIK	GIS	KIBG	CYA	GIT	SIGCOY	NBO	MIL POL	ENGRCOY	MOVCON	LEAVE	SICK		
1	CANCON	85								1						86	
2	GHANCOY	111	32			143					10					296	
3	INDCON	576							108			173	15	60	1	933	
4	MALAWI						130								2	132	
5	MALICOY			132												132	
6	NICOY	3			121						10			10		144	
8	ZAMBIA										10					10	
TOTAL		775	32	132	121	143	130		108	1	30	173	15	70	3	1733	

SUMMARY

CONTINGENT1733

STAFF28

MILOBS228

CIVPOL7

1996

5

DAILY TOTAL CBT SUP SITREP

DISTRIBUTION

96/01/03 16:04

PERIOD COVERED 1500 HRS 02 JAN 96 TO 1500 HRS 03 JAN 96

CLOGO
SUMMO
G3 OPS
CISS
CO/FILE

ITEM	WHERE HELD	UNIT OF ISSUE	START BALANCE	RECEIVED	ISSUED	END BALANCE	DAYS	REMARKS
WATER BOTTLED								
1ST LINE		LT	46 654	1 980	971	47 663		
2ND LINE	LOG BASE	LT	85 733	-	2 348	83 393		
TOTAL BOTTLED WATER		LT	132 387	1 980	3 311	131 056	21,5	3L PER MAN PER DAY
BULK WATER								
1ST LINE		LT	150 825	12 000	29 280	133 545		
2ND LINE	TRAFIPRO	LT	304 000	123 000	132 000	295 000		
TOTAL BULK WATER		LT	454 825	135 000	161 280	428 545	14,0	15L PER MAN PER DAY
TOTAL WATER								
1ST LINE		LT	197 479	13 980	30 251	181 208		
2ND LINE		LT	389 733	123 000	134 340	378 393		
TOTAL WATER IN THEATER		LT	587 212	136 980	164 591	559 601	35,5	
COMBAT RATIONS								
1ST LINE		EA	18 561	-	233	18 328		
2ND LINE	LOG BASE	EA	16 117	-	-	16 117		
TOTAL CBT RATIONS IN THEATER		EA	34 678	-	233	34 445	16,9	
DIESEL								
1ST LINE		LT	57 835	4 500	2 115	60 220		
2ND LINE		LT	260 995	3 649	25 155	239 489		
TOTAL DIESEL IN THEATER		LT	318 830	8 149	27 270	299 709	12,8	
AVG DAILY USAGE	23440							
GASOLINE								
1ST LINE		LT	3 201	-	130	3 071		
2ND LINE		LT	42 997	-	617	42 380		
TOTAL GASOLINE IN THEATER		LT	46 198	-	747	45 451	47,6	
AVG DAILY USAGE	955							
JET A-1								
TOTAL JET A-1 IN THEATER		LT	137 413	-	1 817	135 596	49,1	
AVG DAILY USAGE	2763							

UNAMIR

ANNEX 'B'

STAFF OFFICERS AND MILOBS STATE

DATE 03JAN-96

S/NO	COUNTRY	STAFF				CIVPOL	MILOBS																REMARKS		
		LOCATION			LEAVE		TOTAL	LOCATION																	
		KI	NY	NAI				KIG	BUT	GIK	GIT	RUH	GIS	CYA	KBG	BYU	KIB	NAI	NY	LEAVE	SICK	TOTAL			
1	AUSTRIA						1	2			2	1		3			1			2		12			
2	BANGLADESH						4					1			1			1				7			
3	CANADA	3			1	4	1	1			1		1	1			2			3		10			
4	CHAD																								
5	CONGO						2	2	2			1										7			
6	DJIBOUTI																								
7	GERMANY																								
8	GHANA	7				7	7	2	2	3	2	2	2	2	2	2	3					27			
9	GUINEA						2	2	1	2	2	2	2			2				2		17			
10	GUINEA-BISS							1														1			
11	INDIA	7				7	4	2	2	2			2	2	2	2	2	1		1		22			
12	JORDAN						1																		
13	MALAWI						2	2	3				2			2				3		14			
14	MALI						2	1			2	1		2		2				1		9			
15	NIGERIA	4				4	8		3					2	2		1			1		17			
16	NIGER																								
17	PAKISTAN						3						2									5			
18	RUSSIA						3	1	1	2			1	2		2	2			1		15			
19	SENEGAL	1				1	2															2			
20	SWITZERLAND																								
21	TUNISIA																								
22	URUGUAY									2	2	1		2	1		3			9		20			
23	ZAMBIA	5				5	4	2	2	3	2			3	2	1	2			1		18			
24	ZIMBABWE						1	1	1	4	2	1	2	2	2	2	2			7		25			
25	TOTAL	27			1	28	7	43	18	20	22	11	13	23	12	15	18	2		31		228			

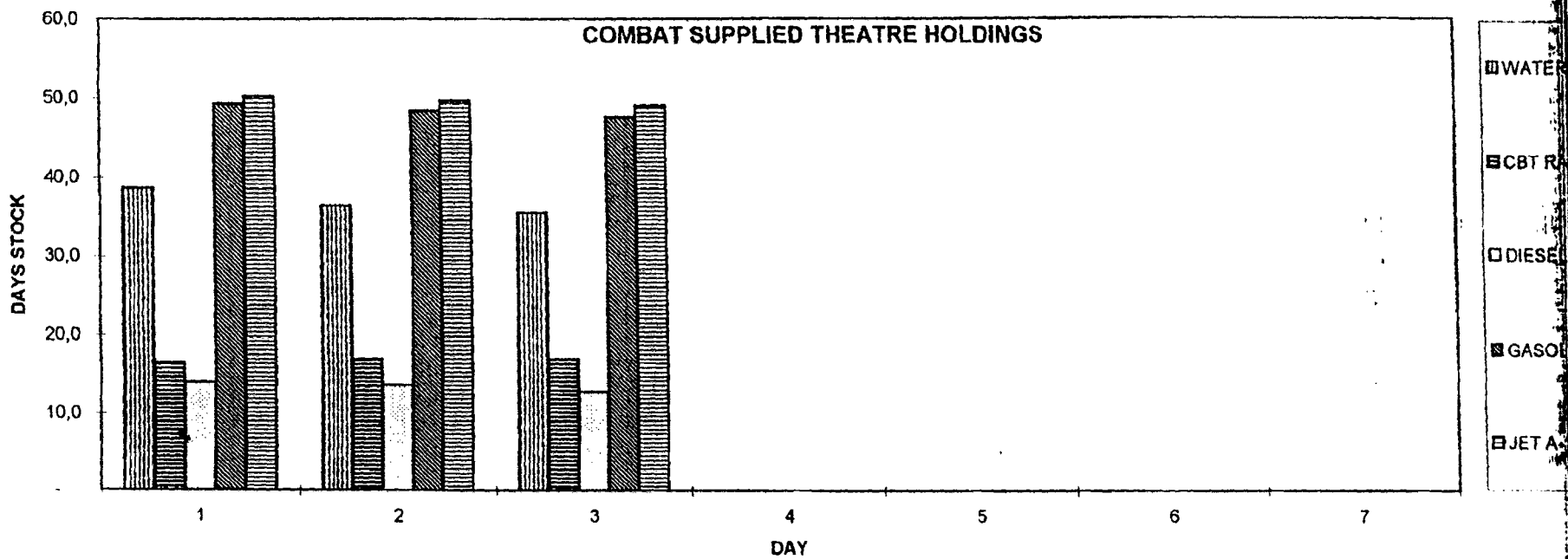
GRAPH

COMBAT SUPPLIES USAGE AND STOCK CHARTS

DAYS STOCK IN THEATER

WATER	38,6	36,4	35,5
CBT RATION	16,5	17,0	16,9
DIESEL	14,0	13,6	12,8
GASOLINE	49,3	48,4	47,6
JET A-1	50,3	49,7	49,1

AS OF 0800 SUN MON TUE WED THU FRI SAT
95/12/31 96/01/01 96/01/02 96/01/03 96/01/04 96/01/05 96/01/06



DAILY 1ST LINE CBT SUP SITREP

96/01/03 15:57

ITEM	STRENGTH	UNIT OF ISSUE	START BALANCE	RECEIVED	ISSUED	END BALANCE	DAYS	RETURN AS OF:
WATER BOTTLED								
95 CMSG	122	BTL	2 530	-	-	2 530	6,9	03 JAN 95
INDBATT	594	BTL	12 537	-	-	12 537	7,0	03 JAN 96
IND ENGR	203	BTL	4 263	-	-	4 263	7,0	02 JAN 96
IND SIGNAL	125	BTL	2 619	-	-	2 619	7,0	03 JAN 96
GHANCOY	295	BTL	17 304	-	-	17 304	19,6	01 JAN 96
MALAWICOY	134	BTL	2 913	-	971	1 942	4,8	03 JAN 96
MALICOY	132	BTL	360	1 980	-	2 340	5,9	03 JAN 96
NICOY	133	BTL	4 128	-	-	4 128	10,3	02 JAN 96
TOTAL	1738	BTL	46 654	1 980	971	47 663	9,1	3L PER MAN PER DAY
WATER BULK								
95 CMSG	122	LTS	3 600	-	-	3 600	2,0	03 JAN 95
INDBATT	594	LTS	6 820	2 000	2 520	6 300	0,7	03 JAN 96
IND ENGR	203	LTS	100	4 000	3 800	300	0,1	02 JAN 96
IND SIGNAL	125	LTS	500	3 500	3 500	500	0,3	03 JAN 96
GHANCOY	295	LTS	2 000	-	-	2 000	0,5	01 JAN 96
MALAWICOY	134	LTS	37 000	-	10 000	27 000	13,4	03 JAN 96
MALICOY	132	LTS	38 780	-	4 460	34 320	17,3	03 JAN 96
NICOY	133	LTS	35 000	-	3 000	32 000	16,0	02 JAN 96
TOTAL CONTINGENT	1738	LTS	123 800	9 500	27 280	106 020	4,1	15L PER MAN PER DAY
MILOB (BUTARE)								
MILOB (BYUMBA)	18	LTS	6 225	-	-	6 225	23,1	30 DEC 95
MILOB (CYANGUGU)	28	LTS	2 500	-	-	2 500	6,0	29 DEC 95
MILOB (GITARAMA)	24	LTS	9 000	-	2 000	7 000	19,4	29 DEC 95
MILOB (KIBUYE)	22	LTS	1 100	-	-	1 100	3,3	30 DEC 95
MILOB (RUHENGRI)	14	LTS	2 000	2 500	-	4 500	21,4	03 JAN 95
TOTAL MILOB	124	LTS	27 025	2 500	2 000	27 525	14,8	
TOTAL BULK WATER	1862	LTS	150 825	12 000	29 280	133 545	4,8	15L PER MAN PER DAY
COMBAT RATION								
95 CMSG	122	EA	5 243	-	-	5 243	14,3	03 JAN 95
INDBATT	594	EA	4 926	-	-	4 926	8,3	03 JAN 96
IND ENGR	203	EA	1 421	-	-	1 421	7,0	02 JAN 96
IND SIGNAL	125	EA	731	-	-	731	5,8	03 JAN 96
GHANCOY	295	EA	3 361	-	-	3 361	11,4	01 JAN 96
MALAWICOY	134	EA	960	-	-	960	7,2	03 JAN 96
MALICOY	132	EA	1 036	-	-	1 036	7,8	03 JAN 96
NICOY	133	EA	883	-	233	650	4,9	02 JAN 96
TOTAL	1 738	EA	18 561	-	233	18 328	10,5	1 CPR PER MAN PER DAY
ITEM	AVG DAILY USAGE	UNIT OF ISSUE	START BALANCE	RECEIVED	ISSUED	END BALANCE	DAYS	RETURN AS OF:
DIESEL								
95 CMSG	2 000	LT	12 000	-	-	12 000	6,0	03 JAN 95
INDBATT	353	LT	7 218	-	325	6 893	19,5	03 JAN 96
IND ENGR	470	LT	4 490	-	-	4 490	9,6	02 JAN 96
GHANCOY	643	LT	7 695	-	-	7 695	12,0	01 JAN 96
MALAWICOY	748	LT	7 953	4 500	610	11 843	15,8	03 JAN 96
MALICOY	1 009	LT	10 615	-	1 180	9 435	9,4	03 JAN 96
NICOY	667	LT	7 864	-	-	7 864	11,8	02 JAN 96
TOTAL CONTINGENT	5 420	LT	57 835	4 500	2 115	60 220	11,1	
MILOB (BUTARE)								
MILOB (BYUMBA)	207	LT	4 087	-	-	4 087	19,7	23 DEC 95
MILOB (CYANGUGU)	231	LT	3 173	-	-	3 173	13,7	30 DEC 95
MILOB (GITARAMA)	112	LT	1 200	-	-	1 200	10,7	29 DEC 95
MILOB (KIBUYE)	367	LT	4 850	-	800	4 050	11,0	29 DEC 95
MILOB (RUHENGRI)	148	LT	1 495	-	-	1 495	10,1	30 DEC 95
TOTAL MILOB	1 200	LT	17 405	-	1 200	16 205	13,5	
TOTAL DIESEL	6 620	LT	75 240	4 500	3 315	76 425	11,5	
GASOLINE								
GHANCOY	6	LT	636	-	-	636	106,0	01 JAN 96
MALAWICOY	34	LT	-	-	-	-	0,0	03 JAN 96
IND ENGR	19	LT	1 763	-	60	1 703	89,7	02 JAN 96
MALICOY	28	LT	180	-	-	180	6,4	03 JAN 96
MILOB (CYANGUGU)	14	LT	160	-	-	160	11,4	29 DEC 95
MILOB (GITARAMA)	3	LT	285	-	10	275	91,7	29 DEC 95
TOTAL	105	LT	3 201	-	130	3 071	29,2	

2NDLINE

10

DAILY 2ND LINE CBT SUP SITREP

96/01/03 15:57

PERIOD COVERED 1500 HRS 02 JAN 96 TO 1500 HRS 03 JAN 96

ITEM	WHERE HELD	UNIT OF ISSUE	START	RECEIVED	ISSUED	END BALANCE	DAYS	REMARKS
WATER								
BOTTLED	LOG BASE	LT	63 775	-	2 340	61 435	11,7	3L PER MAN PER DAY
FORCE BOTTLE RESERVE	UNAMIR HQ & TRAFIPRO	LT	21 958	-	-	21 958	4,2	3L PER MAN PER DAY
TOTAL BOTTLED		LT	85 733	-	2 340	83 393	15,9	3L PER MAN PER DAY
BULK B&R	TRAFIPRO	LT	304 000	123 000	132 000	295 000	11,3	15L PER MAN PER DAY
TOTAL WATER		LT	389 733	123 000	134 340	378 393	27,2	
COMBAT RATIONS	LOG BASE							
FRENCH		EA	7 570	-	-	7 570		
HELP PACK		EA	1 959	-	-	1 959		
SOUTH AFRICAN		EA	5 450	-	-	5 450		
AUSTRALIAN		EA	1 138	-	-	1 138		
TOTAL COMBAT RATIONS		EA	16 117	-	-	16 117		
DIESEL								
95 CMSG	TRAFIPRO	LT	47 060	-	647	46 413		
95 CMSG	LOG BASE	LT	42 471	3 649	18 933	27 187		
SS S/KIGALI		LT	144 458	-	4 221	140 237		
IVECO		LT	27 006	-	1 354	25 652		
TOTAL DIESEL		LT	260 995	3 649	25 155	239 489	10,2	
AV DAILY USAGE	23440							
GASOLINE								
TOTAL/SS S/KIGALI		LT	42 997	-	617	42 380	44,4	
AV DAILY USAGE	955							
JET A1								
JET BULK	KIGALI AIRPORT	LT	132 713	-	1 817	130 896		
PACKAGED	KIGALI AIRPORT	LT	4 700	-	-	4 700		
TOTAL JET A1		LT	137 413	-	1 817	135 596	49,1	
AV DAILY USAGE	2763							

UNAMIR
1996 JAN -3 A 8:55

UNAMIR
1996 JAN -3 A 10:01

UNAMIR FORCE HQ
OUTGOING FACSIMILE NO :- 012
MIR NO :- 009
MISC NO :-

RECEIVED

03 JAN 1996
OFFICE OF THE SRSG
UNAMIR

03 JAN 96

TO: KITTANI, UNATIONS, NEW YORK ✓	FROM: SHAHARYAR KHAN SRSG UNAMIR, KIGALI, RWANDA. <i>[Signature]</i>
INFO: SITUATION CENTRE, ✓ NEW YORK UN SECUR COORD SEVAN ✓	
FAX: 001 (212) 963 9053 ✓	FAX: (250) 86877
<u>INTERNAL DISTRIBUTION:</u> SRSG ✓ FC UNAMIR HQ MAIN FILE	
SUBJECT: DAILY SITREP FOR 02 JAN 96	
NUMBER OF PAGES, INCLUDING THIS ONE : NINE	

1. PLEASE FIND ATTACHED THE DAILY SITREP MENTIONED ABOVE.
2. REGARDS.

49

DAILY SITREP FOR 02 JAN 96.

1. HIGHLIGHTS

A. THE OVERALL MILITARY SITUATION IN RWANDA IS STABLE AND CONTINUES TO IMPROVE THROUGHOUT THE COUNTRY. SECURITY ALONG THE BORDER AREAS REMAINS TENSE. THE BORDER POSTS AT UVIRA AND RUSIZI WERE CLOSED TO COMMERCIAL TRAFFIC AND REFUGEES ON FOOT WITHOUT UNHCR ESCORT. THE ZAIRIAN/RWANDESE BORDER IN SECTOR 5B REMAINS CLOSED TO RWANDAN NATIONALS AND UNAMIR PERSONNEL, ON THE ZAIRIAN SIDE. REPATRIATION OF REFUGEES CONTINUES.

B. BORDER CROSSING:

(1) TOTAL INFLOW FOR THE DAY IS 30. ALL CAME FROM ZAIRE. IN ADDITION TO CROSSINGS FROM BURUNDI REPORTED EARLIER, 353 PERSONS CROSSED FROM BURUNDI FROM 11 DEC TO 31 DEC 95. OUTFLOW IS NIL.

(2) TOTAL INFLOW FOR THE MONTH IS 30. OUTFLOW IS NIL.

2. POLITICAL ACTIVITIES. NSTR.

3. MILITARY ACTIVITIES

A. RPA /GENDARMERIE.

(1) MILOBS SECTOR 3A (GIKONGORO) REPORTED THE ARREST OF AN INTERPRETER, MR. JEAN CLAUDE WORKING FOR MILOBS ON 31 DEC 95 AT BUTARE. THE REASON FOR ARREST NOT KNOWN.

(2) MILOBS SECTOR 5B (GISENYI) REPORTED THAT ONE MAN WHO WAS ALLEGEDLY WOUNDED BY RPA, WAS ADMITTED IN THE MSF CLINIC IN RUVUMU (GR 3229) ON 30 DEC 95. DETAILS OF THE INCIDENT BEING INVESTIGATED. HR INFORMED.

B. FRGF/MILITIA/BANDITRY.

(1) MILOBS SECTOR 5A (RUHENGARI) LEARNT FROM RPA LO THAT ONE MR. KARIKUTIMA OF KIDAHU COMMUNE (GR 7047) WAS SEVERELY WOUNDED BY UNIDENTIFIED ARMED MEN ON THE NIGHT OF 31 DEC 95 AND IS PRESENTLY ADMITTED IN RUHENGARI HOSPITAL.

(2) MILOBS SECTOR 5B (GISENYI) LEARNT FROM THE LOCALS OF BUTAKA (GR 3229) THAT A MAN WAS KILLED AND A WOMAN SERIOUSLY INJURED BY SUSPECTED INTERHAMWE ON 29 DEC 95. REPORT BEING INVESTIGATED.

4. OWN ACTIVITIES. ON 02 JAN 96, THE SRSG AND THE ACTING FORCE COMMANDER VISITED FORMED TROOPS AND MILOBS IN ALL THE SECTORS LESS BYUMBA, RUHENGIRI AND BUTARE TO CONVEY THEIR FELICITATIONS ON THE OCCASSION OF THE NEW YEAR AS ALSO TO BRIEF THEM ON THE REDEPLOYMENT OF TROOPS CONSEQUENT TO THE NEW MANDATE.

5. HUMANITARIAN

A. 71 RETURNEES ARRIVED NDERA CAMP ON 02 JAN 96 FROM BUTARE. 73 RETURNEES WERE DESPATCHED BY UNHCR TO GITARAMA, KIGALI RURAL AND KIGALI TOWN. 183 RETURNEES STILL AWAITING EVACUATION.

B. FORCE SIGNAL COY AND FORCE ENGR COY PROVIDED ONE VEHICLE EACH TO ARDEC FOR TRANSPORTATION OF WOOD.

C. UNAMIR MEDICAL STAFF TREATED A TOTAL OF 280 MEDICAL AND 18 DENTAL PATIENTS.

6. CIVILIAN AFFAIRS. NSTR.

7. SECURITY AND SAFETY OF PERSONNEL. NSTR.

8. LOGISTICS

ESSENTIAL FORCE RESERVE STOCK LEVELS AS AT 02 JAN 96:

(1)	WATER	=	36	DAYS.
(2)	RATION	=	17	"
(3)	FUEL	=	14	"
(4)	MOGAS	=	48	"
(5)	JET FUEL	=	50	"

9. CASUALTIES. NSTR.

10. COMMENTS. NSTR.

DATE: 02-JAN-96

UNAMIR
DAILY CONTINGENT STATE

ANNEX 'A'

CONTINGENT																TOTAL	REMARKS
SRL		KIG	KIBY	GIK	GIB	KIBG	CYA	GIT	SIGCOY	NBO	MIL POL	ENGRCOY	MC VCON	LEAVE	SICK		
1	CANCON	85								1						86	
2	GHANCOY	111	32			143					10					296	
3	INDCON	580						5	108			178	15	46	1	933	
4	MALAWI						130								2	132	
5	MALICOY			132												132	
6	NICOY	4			119						11			10		144	
8	ZAMBIA										12					12	
TOTAL		780	32	132	119	143	130	5	108	1	33	178	15	56	3	1735	

SUMMARY

CONTINGENT 1735
STAFF 30
MILOBS 228
CIVPOL 7

2000

6/4/9

UNAMIR

STAFF OFFICERS AND MILOBS STATE

DATE 02-JAN-98

S/NO	COUNTRY	STAFF				CIVPOL	MILOBS															REMARKS		
		LOCATION			LEAVE		TOTAL	LOCATION																
		KI	NY	NAI				KIG	BUT	GIK	GIT	RUH	GIS	CYA	KBG	BYU	KIB	NAI	NY	LEAVE	SICK	TOTAL		
1	AUSTRIA						1	2		2	1		3			1			2		12			
2	BANGLADESH						4				1			1			1				7			
3	CANADA	2			2	4	1	1		1		1	1			2			3		10			
4	CHAD																							
5	CONGO						2	2	2		1										7			
6	DJIBOUTI																							
7	GERMANY																							
8	GHANA	7				7	7	2	2	3	2	2	2	2	2	3					27			
9	GUINEA						2	2	1	2	2	2	2		2				2		17			
10	GUINEA-BISS							1													1			
11	INDIA	9				9	4	2	2	2		2	2	2	2	2	1		1		22			
12	JORDAN						1																	
13	MALAWI						2	2	3			2			2				3		14			
14	MALI						2	1		2	1		2		2				1		9			
15	NIGERIA	4				4	8		3				2	2		1			1		17			
16	NIGER																							
17	PAKISTAN						3					2									5			
18	RUSSIA						3	1	1	2		1	2		2	2			1		15			
19	SENEGAL	1				1	2														2			
20	SWITZERLAND																							
21	TUNISIA																							
22	URUGUAY								2	2	1		2	1		3			9		20			
23	ZAMBIA	5				5	4	2	2	3	2		3	2	1	2			1		18			
24	ZIMBABWE						1	1	1	4	2	1	2	2	2	2			7		25			
25	TOTAL	28			2	30	7	43	18	20	22	11	13	23	12	15	18	2	31		228			

DAILY TOTAL CBT SUP SITREP

DISTRIBUTION

96/01/02 16:32

PERIOD COVERED 1500 HRS 01 JAN 96 TO 1500 HRS 02 JAN 96

CLOGO
SUMMO
G3 OPS
CISS
CO/FILE

ITEM	WHERE HELD	UNIT OF ISSUE	START BALANCE	RECEIVED	ISSUED	END BALANCE	DAYS	REMARKS
WATER BOTTLED								
1ST LINE		L.I.	40054	-	971	45683		
2ND LINE	LOG BASE	L.I.	85808	-	135	8543		
TOTAL BOTTLED WATER		L.I.	132522	-	1106	131416	21.5	IN PERMANENT DAY
BULK WATER								
1ST LINE		L.I.	130145	69520	51840	146825		
2ND LINE	TRAFIPRO	L.I.	353000	65000	114000	304000		
TOTAL BULK WATER		L.I.	489145	134520	168840	454825	14.9	IN PERMANENT DAY
TOTAL WATER								
1ST LINE		L.I.	182799	69520	55811	146508		
2ND LINE		L.I.	438808	65000	114135	369733		
TOTAL WATER IN THEATER		L.I.	621667	134520	169946	586241	36.4	
COMBAT RATIONS								
1ST LINE		EA	18501	-	-	18501		
2ND LINE	LOG BASE	EA	10141	-	24	10117		
TOTAL CBT RATIONS IN THEATER		EA	34702	-	24	34678	17.0	
DIESEL								
		L.I.	60346	3200	5711	57835		
		L.I.	265538	7000	11543	260995		
TOTAL DIESEL IN THEATER		L.I.	325884	10200	17254	318830	13.0	
AVG DAILY USAGE	23440							
GASOLINE								
1ST LINE		L.I.	3281	-	80	3201		
2ND LINE		L.I.	43830	-	833	42997		
TOTAL GASOLINE IN THEATER		L.I.	47111	-	913	46198	48.4	
AVG DAILY USAGE	955							
JET A-1								
TOTAL JET A-1 IN THEATER		L.I.	139064	-	1651	137413	49.7	
AVG DAILY USAGE	2763							

6/9

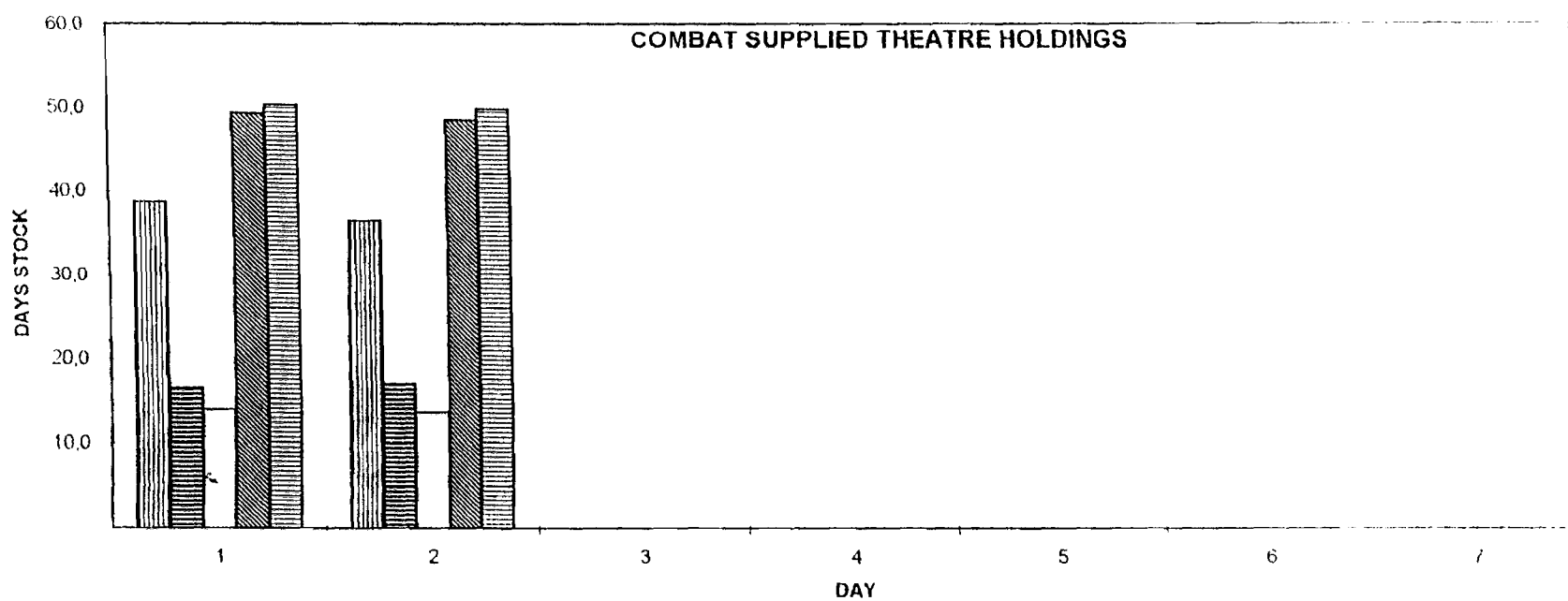
GRAPH

COMBAT SUPPLIES USAGE AND STOCK CHARTS

DAYS STOCK IN THEATER

WATER	38,6	36,4
CBT RATION	16,5	17,0
DIESEL	14,0	13,6
GASOLINE	49,3	48,4
JET A-1	50,3	49,7

AS OF 0800	SUN	MON	TUE	WED	THU	FRI	SAT
	95/12/31	96/01/01	96/01/02	96/01/03	96/01/04	96/01/05	96/01/06



~~1~~

96/01/02 16:32

PERIOD COVERED 1500 HRS 01 JAN 96 TO 1500 HRS 02 JAN 96

Page 1

ITEM	STRENGTH	UNIT OF ISSUE	START BALANCE	RECEIVED	ISSUED	END BALANCE	DAYS	RETURN AS OF:
WATER BOTTLED								
95 CMSG	122	BTL	2 530	-	-	2 530	6,9	31 DEC 95
INDBATT	594	BTL	12 537	-	-	12 537	7,0	02 JAN 96
IND ENGR	203	BTL	4 263	-	-	4 263	7,0	01 JAN 96
IND SIGNAL	125	BTL	2 619	-	-	2 619	7,0	02 JAN 96
GHANCOY	295	BTL	17 304	-	-	17 304	19,6	01 JAN 96
MALAWICOY	134	BTL	2 913	-	971	1 942	4,8	02 JAN 96
MALICOY	132	BTL	360	-	-	360	0,9	02 JAN 96
NICOY	133	BTL	4 128	-	-	4 128	10,3	01 JAN 96
TOTAL	1738	BTL	46 654	-	971	45 683	8,8	3L PER MAN PER DAY
WATER BULK								
95 CMSG	122	LTS	3 600	-	-	3 600	2,0	31 DEC 95
INDBATT	594	LTS	5 700	7 020	5 900	6 820	0,8	02 JAN 96
IND ENGR	203	LTS	200	3 000	3 100	100	0,0	01 JAN 96
IND SIGNAL	125	LTS	500	3 500	3 500	500	0,3	02 JAN 96
GHANCOY	295	LTS	10 000	-	8 000	2 000	0,5	01 JAN 96
MALAWICOY	134	LTS	25 000	32 000	20 000	37 000	18,4	02 JAN 96
MALICOY	132	LTS	34 120	15 000	10 340	38 780	19,6	02 JAN 96
NICOY	133	LTS	30 000	9 000	4 000	35 000	17,5	01 JAN 96
TOTAL CONTINGENT	1738	LTS	109 120	69 520	54 840	123 800	4,7	15L PER MAN PER DAY
MILOB (BUTARE)	18	LTS	6 200	-	-	6 200	23,0	23 DEC 95
MILOB (BYUMBA)	18	LTS	6 225	-	-	6 225	23,1	30 DEC 95
MILOB (CYANGUGU)	28	LTS	2 500	-	-	2 500	6,0	29 DEC 95
MILOB (GITARAMA)	24	LTS	9 000	-	-	9 000	25,0	29 DEC 95
MILOB (KIBUYE)	22	LTS	1 100	-	-	1 100	3,3	30 DEC 95
MILOB (RUHENGRI)	14	LTS	2 000	-	-	2 000	9,5	24 DEC 95
TOTAL MILOBS	124	LTS	27 025	-	-	27 025	14,5	
TOTAL BULK WATER	1862	LTS	136 145	69 520	54 840	150 825	5,4	15L PER MAN PER DAY
COMBAT RATION								
95 CMSG	122	EA	5 243	-	-	5 243	14,3	31 DEC 95
INDBATT	594	EA	4 926	-	-	4 926	8,3	02 JAN 96
IND ENGR	203	EA	1 421	-	-	1 421	7,0	01 JAN 96
IND SIGNAL	125	EA	731	-	-	731	5,8	02 JAN 96
GHANCOY	295	EA	3 361	-	-	3 361	11,4	01 JAN 96
MALAWICOY	134	EA	960	-	-	960	7,2	02 JAN 96
MALICOY	132	EA	1 036	-	-	1 036	7,8	02 JAN 96
NICOY	133	EA	883	-	-	883	6,6	01 JAN 96
TOTAL	1 738	EA	18 561	-	-	18 561	10,7	1 CPR PER MAN PER DAY
ITEM	AVG DAILY USAGE	UNIT OF ISSUE	START BALANCE	RECEIVED	ISSUED	END BALANCE	DAYS	RETURN AS OF:
DIESEL								
95 CMSG	2 000	LT	12 000	-	-	12 000	6,0	31 DEC 95
INDBATT	353	LT	8 268	-	1 050	7 218	20,4	02 JAN 96
IND ENGR	470	LT	4 490	-	-	4 490	9,6	01 JAN 96
GHANCOY	643	LT	8 131	-	436	7 695	12,0	01 JAN 96
MALAWICOY	748	LT	9 328	-	1 375	7 953	10,6	02 JAN 96
MALICOY	1 009	LT	12 465	-	1 850	10 615	10,5	02 JAN 96
NICOY	667	LT	3 604	3 200	1 000	7 864	11,8	01 JAN 96
TOTAL CONTINGENT	5 420	LT	60 346	3 200	5 711	57 835	10,7	
MILOB (BUTARE)	207	LT	4 087	-	-	4 087	19,7	23 DEC 95
MILOB (BYUMBA)	237	LT	3 173	-	-	3 173	13,7	30 DEC 95
MILOB (CYANGUGU)	112	LT	200	-	-	200	10,7	29 DEC 95
MILOB (GITARAMA)	367	LT	4 850	-	-	4 850	13,2	29 DEC 95
MILOB (KIBUYE)	145	LT	1 495	-	-	1 495	10,1	30 DEC 95
MILOB (RUHENGRI)	135	LT	2 600	-	-	2 600	14,3	24 DEC 95
TOTAL MILOBS	1 200	LT	17 405	-	-	17 405	14,5	
TOTAL DIESEL	6 620	LT	77 751	3 200	5 711	75 240	11,4	
GLANDINE								
GHANCOY	6	LT	0	-	0	0	10,0	01 JAN 96
MALAWICOY	6	LT	0	-	0	0	0,0	02 JAN 96
IND ENGR	6	LT	0	-	0	0	0,0	01 JAN 96
MALICOY	25	LT	20	-	0	180	6,4	02 JAN 96
MILOB (GITARAMA)	4	LT	0	-	0	0	1,4	29 DEC 95
MILOB (KIBUYE)	3	LT	28	-	0	0	9,0	29 DEC 95
MILOB (RUHENGRI)	21	LT	0	-	0	0	0,0	24 DEC 95
NICOY	21	LT	0	-	0	0	0,0	01 JAN 96
TOTAL	105	LT	3 281	-	0	0	30,5	

UNAMIR
1996 JAN -2 A 10:31

UNAMIR FORCE HQ
OUTGOING FACSIMILE NO :- 003
MIR NO :- 003
MISC NO :-

02 JAN 96

TO: KITTANI, UNATIONS, NEW YORK	FROM: SHAHARYAR KHAN SRSG UNAMIR, KIGALI, RWANDA.
INFO: SITUATION CENTRE, NEW YORK UN SECUR COORD SEVAN	<i>[Signature]</i>
FAX: 001 (212) 963 9053	FAX: (250) 86877
<u>INTERNAL DISTRIBUTION:</u> SRSG ✓ FC UNAMIR HQ MAIN FILE	
SUBJECT: DAILY SITREP FOR 01 JAN 96	
NUMBER OF PAGES, INCLUDING THIS ONE : NINE	

1. PLEASE FIND ATTACHED THE DAILY SITREP MENTIONED ABOVE.
2. REGARDS.

UNAMIR
1996 JAN -2 A 10:44

DAILY SITREP FOR 01 JAN 96.

1. HIGHLIGHTS

A. THE OVERALL MILITARY SITUATION IN RWANDA IS STABLE AND CONTINUES TO IMPROVE THROUGHOUT THE COUNTRY. SECURITY ALONG THE BORDER AREAS REMAINS TENSE. THE BORDER POSTS AT UVIRA AND RUSIZI WERE CLOSED TO COMMERCIAL TRAFFIC AND REFUGEES ON FOOT WITHOUT UNHCR ESCORT. THE ZAIRIAN/RWANDESE BORDER IN SECTOR 5B REMAINS CLOSED TO RWANDAN NATIONALS AND UNAMIR PERSONNEL, ON THE ZAIRIAN SIDE. REPATRIATION OF REFUGEES CONTINUES.

B. BORDER CROSSING:

(1) TOTAL INFLOW FOR THE DAY IS NIL. IN ADDITION TO CROSSINGS REPORTED EARLIER, 15 PERSONS CROSSED FROM TANZANIA ON 31 DEC 95. OUTFLOW IS NIL.

(2) TOTAL INFLOW FOR THE MONTH IS NIL. OUTFLOW IS NIL.

2. POLITICAL ACTIVITIES. NSTR.

3. MILITARY ACTIVITIES NSTR.

A. RPA /GENDARMERIE. NSTR.

B. FRGF/MILITIA/BANDITRY.

(1) MILOBS SECTOR 1A (KIGALI) REPORTED THAT TWO PEOPLE WERE KILLED AT KIYOVU ON THE NIGHT 31 DEC 95/01 JAN 96. THE INCIDENT IS BEING INVESTIGATED. HR INFORMED.

(2) MILOBS SECTOR 4 (CYANGUGU) REPORTED AN MINE INCIDENT ON 31 DEC 95 IN RANGIRO SECTOR (GR 0634) IN WHICH, A RPA SOLDIER STEPPED ON A ANTI PERSONAL MINE AND LOST HIS LEFT LEG.

4. OWN ACTIVITIES. NSTR.

5. HUMANITARIAN

A. NO RETURNEES ARRIVED/DESPATCHED NDERA CAMP ON 31 DEC 95. 185 RETURNEES CONTINUED TO AWAIT EVAC.

B. NICOY ORGANISED END OF THE YEAR PARTY FOR 400 CHILDREN INCLUDING ORPHANS FROM NYUNDO SECTOR.

C. UNAMIR MEDICAL STAFF TREATED A TOTAL OF 21 MEDICAL PATIENTS.

6. CIVILIAN AFFAIRS. NSTR.

7. SECURITY AND SAFETY OF PERSONNEL. NSTR.

8. LOGISTICS

ESSENTIAL FORCE RESERVE STOCK LEVELS AS AT 01 JAN 96:

(1) WATER = 39 DAYS.

(2) RATION = 16 "

(3) FUEL = 14 "

(4) MOGAS = 49 "

(5) JET FUEL = 50 "

9. CASUALTIES. NSTR.

10. COMMENTS. NSTR.



DATE: 02-JAN-96

UNAMIR
DAILY CONTINGENT STATE

ANNEX 'A'

CONTINGENT																TOTAL	REMARKS
SRL		KIG	KIBY	GIK	GIS	KIBG	CYA	GIT	SIGCOY	NBO	MIL POL	ENGRCOY	MOVCON	LEAVE	SICK		
1	CANCON	85								1						86	
2	GHANCOY	111	32			143					10					296	
3	INDCON	580						5	108			178	15	46	1	933	
4	MALAWI						130								2	132	
5	MALICOY			132												132	
6	NICOY	4			119						11			10		144	
8	ZAMBIA										12					12	
TOTAL		780	32	132	119	143	130	5	108	1	33	178	15	56	3	1735	

SUMMARY

CONTINGENT 1735
STAFF 30
MILOBS 228
CIVPOL 7

2000

✓

UNAMIR

ANNEX 'B'

STAFF OFFICERS AND MILOBS STATE

DATE 02-JAN-96

S/NO	COUNTRY	STAFF				CIVPOL	MILOBS															REMARKS	
		LOCATION			LEAVE		TOTAL	LOCATION												LEAVE	SICK		TOTAL
		KI	NY	NAI				KIG	BUT	GIK	GIT	RUH	GIS	CYA	KBG	BYU	KIB	NAI	NY				
1	AUSTRIA						1	2		2	1		3			1			2		12		
2	BANGLADESH						4				1			1			1				7		
3	CANADA	2			2	4	1	1		1		1	1			2			3		10		
4	CHAD																						
5	CONGO						2	2	2		1										7		
6	DJIBOUTI																						
7	GERMANY																						
8	GHANA	7				7	7	2	2	3	2	2	2	2	2	3					27		
9	GUINEA						2	2	1	2	2	2	2		2				2		17		
10	GUINEA-BISS							1													1		
11	INDIA	9				9	4	2	2	2		2	2	2	2	2	1		1		22		
12	JORDAN						1																
13	MALAWI						2	2	3			2			2				3		14		
14	MALI						2	1		2	1		2		2				1		9		
15	NIGERIA	4				4	8		3				2	2		1			1		17		
16	NIGER																						
17	PAKISTAN						3					2									5		
18	RUSSIA						3	1	1	2		1	2		2	2			1		15		
19	SENEGAL	1				1	2														2		
20	SWITZERLAND																						
21	TUNISIA																						
22	URUGUAY								2	2	1		2	1		3			9		20		
23	ZAMBIA	5				5	4	2	2	3	2		3	2	1	2			1		18		
24	ZIMBABWE							1	1	1	4	2	1	2	2	2			7		25		
25	TOTAL	28			2	30	7	43	18	20	22	11	13	23	12	15	18	2		31		228	

DAILY TOTAL CBT SUP SITREP

DISTRIBUTION

95/12/31 15:25

PERIOD COVERED 1500 HRS 30 DEC 95 TO 1500 HRS 31 DEC 95

CLOGO
SUMMO

G3 OPS

CISS

CO/FILE

ITEM	WHERE HELD	UNIT OF ISSUE	START BALANCE	RECEIVED	ISSUED	END BALANCE	DAYS	REMARKS
WATER BOTTLED								
WATER		LT	45 683			45 683		
WATER	IAK BASE	LT	85 868			85 868		
TOTAL BOTTLED WATER		LT	131 551			131 551	21.6	31.7 PER MAN PER DAY
BULK WATER								
WATER		LT	175 645	8 720	16 220	168 145		
WATER	TRAFIPRO	LT	333 000	46 000	46 000	333 000		
TOTAL BULK WATER		LT	528 645	54 720	62 220	521 145	17.1	151. PER MAN PER DAY
TOTAL WATER								
WATER		LT	221 328	8 720	16 220	213 828		
WATER		LT	438 868	46 000	46 000	438 868		
TOTAL WATER IN THEATER		LT	660 196	54 720	62 220	652 696	38.6	
COMBUSTIBLES								
COMBUSTIBLES		EA	17 489			17 489		
COMBUSTIBLES	LOG BASE	EA	16 141			16 141		
TOTAL COMBUSTIBLES IN THEATER		EA	33 630			33 630	16.5	
DIESEL								
DIESEL		LT	63 660	300	1 080	62 880		
DIESEL		LT	285 321		19 783	265 538		
TOTAL DIESEL IN THEATER		LT	348 981	300	20 863	328 418	14.0	
DIESEL	23440							
GASOLINE								
GASOLINE		LT	3 321		40	3 281		
GASOLINE		LT	44 572		742	43 830		
TOTAL GASOLINE IN THEATER		LT	47 893		782	47 111	49.3	
GASOLINE	955							
REFUEL								
REFUEL		LT	140 896		1 832	139 064	50.3	
REFUEL	2763							

GRAPH

COMBAT SUPPLIES USAGE AND STOCK CHARTS

DAYS STOCK IN THEATER

WATER	38,6
CBT RATION	16,5
DIESEL	14,0
GASOLINE	49,3
JET A-1	50,3

AS OF 0800	SUN	MON	TUE	WED	THU	FRI	SAT
	95/12/31	96/01/01	96/01/02	96/01/03	96/01/04	96/01/05	96/01/06

COMBAT SUPPLIED THEATRE HOLDINGS



□ WATER
□ CBT RATION
□ DIESEL
□ GASOLINE
□ JET A-1

DAILY INVENTORY STATEMENT

95/12/31 15:16

ITEM	AVG DAILY USAGE	UNIT OF ISSUE	START BALANCE	RECEIVED	ISSUED	END BALANCE	DAYS	RETURN AS OF:
WATER BUTTLER								
95 CMSG	122	BTL	3 600	-	-	3 600	6,9	31 DEC 95
IND BATT	594	BTL	5 740	2 720	2 760	5 700	7,0	31 DEC 95
IND ENGR	203	BTL	3 200	6 000	9 000	200	0,1	31 DEC 95
IND SIGNAL	125	BTL	500	-	-	500	0,3	30 DEC 95
GHANCOY	295	BTL	15 000	-	-	15 000	3,4	28 DEC 95
MALAWICOY	134	BTL	45 000	-	-	45 000	22,4	30 DEC 95
MALICOY	132	BTL	38 580	-	4 460	34 120	17,2	31 DEC 95
NICOY	133	BTL	37 000	-	-	37 000	18,5	29 DEC 95
TOTAL	1738	BTL	148 620	8 720	16 220	141 120	5,4	15L PER MAN PER DAY
WATER BULK								
95 CMSG	122	LTS	3 600	-	-	3 600	2,0	31 DEC 95
IND BATT	594	LTS	5 740	2 720	2 760	5 700	0,6	31 DEC 95
IND ENGR	203	LTS	3 200	6 000	9 000	200	0,1	31 DEC 95
IND SIGNAL	125	LTS	500	-	-	500	0,3	30 DEC 95
GHANCOY	295	LTS	15 000	-	-	15 000	3,4	28 DEC 95
MALAWICOY	134	LTS	45 000	-	-	45 000	22,4	30 DEC 95
MALICOY	132	LTS	38 580	-	4 460	34 120	17,2	31 DEC 95
NICOY	133	LTS	37 000	-	-	37 000	18,5	29 DEC 95
TOTAL CONTINGENT	1738	LTS	148 620	8 720	16 220	141 120	5,4	15L PER MAN PER DAY
COMBAT RATION								
95 CMSG	122	EA	5 243	-	-	5 243	14,3	31 DEC 95
IND BATT	594	EA	4 926	-	-	4 926	8,3	31 DEC 95
IND ENGR	203	EA	1 421	-	-	1 421	7,0	31 DEC 95
IND SIGNAL	125	EA	731	-	-	731	5,8	30 DEC 95
GHANCOY	295	EA	3 361	-	-	3 361	11,4	28 DEC 95
MALAWICOY	134	EA	960	-	-	960	7,2	30 DEC 95
MALICOY	132	EA	86	-	-	86	0,7	31 DEC 95
NICOY	133	EA	761	-	-	761	5,7	29 DEC 95
TOTAL	1 738	EA	17 489	-	-	17 489	10,1	1 CPR PER MAN PER DAY
DIESEL								
95 CMSG	2 000	LT	12 000	-	-	12 000	6,0	31 DEC 95
IND BATT	333	LT	8 393	-	125	8 268	23,4	31 DEC 95
IND ENGR	470	LT	4 410	300	220	4 490	9,6	31 DEC 95
GHANCOY	643	LT	9 995	-	-	9 995	15,5	28 DEC 95
MALAWICOY	748	LT	9 998	-	-	9 998	13,4	30 DEC 95
MALICOY	1 009	LT	13 200	-	735	12 465	12,4	31 DEC 95
NICOY	667	LT	5 664	-	-	5 664	8,3	29 DEC 95
TOTAL CONTINGENT	5 420	LT	63 660	300	1 080	62 880	11,6	
MILOB (BUTARE)	207	LT	4 087	-	-	4 087	19,7	23 DEC 95
MILOB (BYUMBA)	231	LT	3 173	-	-	3 173	13,7	30 DEC 95
MILOB (CYANGUGU)	112	LT	1 200	-	-	1 200	10,7	29 DEC 95
MILOB (GITARAMA)	367	LT	4 850	-	-	4 850	13,2	29 DEC 95
MILOB (KIBUYE)	148	LT	1 495	-	-	1 495	10,1	30 DEC 95
MILOB (RUHENGIRI)	133	LT	2 600	-	-	2 600	19,3	24 DEC 95
TOTAL MILOB	1 200	LT	17 405	-	-	17 405	14,5	
TOTAL DIESEL	6 620	LT	81 065	300	1 080	80 285	12,1	
GASOLINE								
GHANCOY	6	LT	696	-	-	696	116,0	28 DEC 95
MALAWICOY	34	LT	-	-	-	-	0,0	30 DEC 95
IND ENGR	19	LT	1 805	-	40	1 765	92,9	31 DEC 95
MALICOY	28	LT	200	-	-	200	7,1	31 DEC 95
MILOB (CYANGUGU)	14	LT	160	-	-	160	11,4	29 DEC 95
MILOB (GITARAMA)	9	LT	235	-	-	235	95,0	29 DEC 95
TOTAL	105	LT	3 321	-	40	3 281	31,2	

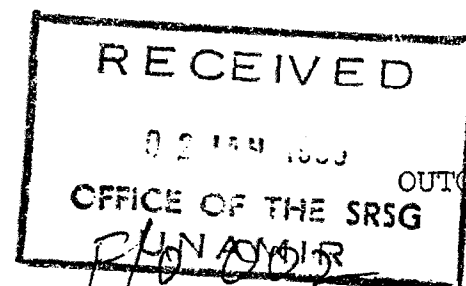
2NDLINE

DAILY 2ND LINE CBT SUP SITREP

95/12/31 15:16

PERIOD COVERED 1500 HRS 30 DEC 95 TO 1500 HRS 31 DEC 95

ITEM	WHERE HELD	UNIT OF ISSUE	START	RECEIVED	ISSUED	END BALANCE	DAYS	REMARKS
WATER								
BOTTLED	LOG BASE	LT	63 910	-	-	63 910	12.2	3L PER MAN PER DAY
FORCE BOTTLE RESERVE	UNAKHR HQ & TRAFIPRO	LT	21 958	-	-	21 958	4.2	3L PER MAN PER DAY
TOTAL BOTTLED		LT	85 868	-	-	85 868	16.4	3L PER MAN PER DAY
BUTTER	TRAFIPRO	LT	353 000	46 000	46 000	353 000	13.3	15L PER MAN PER DAY
TOTAL WATER		LT	438 868	46 000	46 000	438 868	29.9	
COMBAT RATIONS	LOG BASE							
FRENCH		EA	7 370	-	-	7 370		
DEEPACK		EA	1 959	-	-	1 959		
SOUTH AFRICAN		EA	5 474	-	-	5 474		
AUSTRALIAN		EA	1 138	-	-	1 138		
TOTAL COMBAT RATIONS		EA	16 141	-	-	16 141		
DIESEL								
LOG BASE	TRAFIPRO	LT	47 860	-	-	47 860		
LOG BASE	LOG BASE	LT	63 091	-	16 173	46 918		
LOG BASE		LT	151 922	-	3 610	148 312		
LOG BASE		LT	22 448	-	-	22 448		
TOTAL DIESEL		LT	285 321	-	19 783	265 538	11.3	
AV DAILY USAGE		23440						
GASOLINE								
TOTAL/SS/KIGALI		LT	44 872	-	742	43 830	45.9	
AV DAILY USAGE		933						
JET A1								
LOG BASE	KIGALI AIRPORT	LT	136 196	-	1 832	134 364		
LOG BASE	KIGALI AIRPORT	LT	4 700	-	-	4 700		
TOTAL JET A1		LT	140 896	-	1 832	139 064	50.3	
AV DAILY USAGE		2763						



UNAMIR FORCE HQ
OUTGOING FACSIMILE NO:-
MIR NO:-
MISC NO:-

UNAMIR

1996 JAN -2 A 9:11

02 JAN, 1996

TO: KETTANI, UNATIONS, NEW YORK	FROM: SHAHARYAR KHAN SRSG UNAMIR, KIGALI RWANDA
INFO; SITUATION CENTRE, NEW YORK	
FAX: 001 (212) 963 9053	FAX: (250) 84265
<u>INTERNAL DISTRIBUTION:</u> SRSG ✓ FC UNAMIR HQ MAIN FILE	
SUBJECT: WEEKLY SITREP PERIOD COVERING 26 DEC 95 TO 01 JAN 96.	
NUMBER OF PAGES, INCLUDING THIS ONE: SEVEN	

DIRECT

1. PLEASE FIND ATTACHED THE WEEKLY SITREP COVERING THE PERIOD.
2. REGARDS.

The political reporting on the weekly report
needs to be more analytical. The daily reports
may state blunt facts.

JNK.

UNAMIR
1996 JAN -2 A 9:18

UNAMIR FORCE HQ
OUTGOING FACSIMILE NO :-
MIR NO :-
MISC NO :-

01 JAN 96

TO: KITTANI, UNATIONS, NEW YORK	FROM: SHAHARYAR KHAN SRSG UNAMIR, KIGALI, RWANDA.
INFO: SITUATION CENTRE, NEW YORK UN SECUR COORD SEVAN	
FAX: 001 (212) 963 9053	FAX: (250) 86877
<u>INTERNAL DISTRIBUTION:</u> FC UNAMIR HQ MAIN FILE	
SUBJECT: DAILY SITREP FOR 31 DEC 95	
NUMBER OF PAGES, INCLUDING THIS ONE : NINE	

1. PLEASE FIND ATTACHED THE DAILY SITREP MENTIONED ABOVE.
2. REGARDS.

DAILY SITREP FOR 31 DEC 95

1. HIGHLIGHTS

A. THE OVERALL MILITARY SITUATION IN RWANDA IS STABLE AND CONTINUES TO IMPROVE THROUGHOUT THE COUNTRY. SECURITY ALONG THE BORDER AREAS REMAINS TENSE. THE BORDERS AT RUSIZI I, RUSIZI II AND UVIRA WERE OPENED ON 31 DEC 95 TO COMMERCIAL TRAFFIC. THE ZAIRIAN/RWANDESE BORDER IN SECTOR 5B REMAINS CLOSED TO RWANDAN NATIONALS AND UNAMIR PERSONNEL, ON THE ZAIRIAN SIDE. REPATRIATION OF REFUGEES CONTINUES.

B. BORDER CROSSING:

(1) TOTAL INFLOW FOR THE DAY IS 04 FROM ZAIRE. OUTFLOW IS NIL.

(2) TOTAL INFLOW FOR THE MONTH IS 6261. OUTFLOW IS 02.

2. POLITICAL ACTIVITIES. NSTR.

3. MILITARY ACTIVITIES

A. RPA /GENDARMERIE.

(1) IN SECTOR 1B (GITARAMA), RPA ARRESTED ONE PERSON IN TAMBWE SECTOR (GR 7956) ON 27 DEC 95 AND FOUR OTHERS IN BUMUOGOMBE SECTOR (GR 7365) ON 28 DEC 95, ALL ON CHARGES OF HAVING PARTICIPATED IN THE GENOCIDE. HR INFORMED.

(2) IN SECTOR 1A (KIGALI), AT 0105 HRS ON 01 JAN 96, AN RPA SECTION LED BY ONE CAPT JOSEPH ENTERED THE RESIDENCE OF THE GHANIAN MILOBS ACCUSING THEM OF HAVING OPENED FIRE IN THE AIR. WHEN THE MILOBS DENIED HAVING FIRED ANY WEAPON, THE RPA DEMANDED THAT THE HOUSE BOY BE HANDED OVER FOR INTERROGATION. THE HOUSEBOY WAS THEN FORCEFULLY TAKEN AWAY BY THE RPA TO AN UNKNOWN DESTINATION FOR FURTHER INVESTIGATION. MATTER BEING TAKEN UP WITH RPA COMD.

B. FRGF/MILITIA/BANDITRY.

(1) IN SECTOR 1B (GITARAMA), SIX ARMED BANDITS WERE REPORTED TO HAVE ATTACKED A LOCAL BUSINESSMAN ON NIGHT OF 23 DEC 95 IN NTENYO SECTOR (GR 7459). ONE OF THE BANDITS WAS SHOT DEAD BY THE BUSINESSMAN WHILE TWO OTHERS WERE KILLED BY AN RPA PATROL WHICH INTERCEPTED THEM WHILE FLEEING.

(2) IN SECTOR 5A (RUHENGERI), ACCORDING TO THE RPA BN COMMANDER, THREE PERSONS WERE KILLED BY UNIDENTIFIED ARMED MEN IN NYAROTOVU (GR 7517) ON NIGHT 30/31 DEC 95. REPORT BEING INVESTIGATED.

4. OWN ACTIVITIES. NSTR.

5. HUMANITARIAN

A. NO RETURNEES ARRIVED/DESPATCHED NDERA CAMP ON 31 DEC 95.
185 RETURNEES CONTINUED TO AWAIT EVAC.

G. UNAMIR MEDICAL STAFF TREATED A TOTAL OF 60 MEDICAL PATIENTS.

6. CIVILIAN AFFAIRS. NSTR.

7. SECURITY AND SAFETY OF PERSONNEL. NSTR.

8. LOGISTICS

ESSENTIAL FORCE RESERVE STOCK LEVELS AS AT 31 DEC 95:

(1) WATER = 39 DAYS.

(2) RATION = 16 "

(3) FUEL = 14 "

(4) MOGAS = 49 "

(5) JET FUEL = 50 "

9. CASUALTIES. NSTR.

10. COMMENTS. NSTR.

11. A VERY HAPPY NEW YEAR TO ALL.

DATE: 30-DEC-95

UNAMIR
DAILY CONTINGENT STATE

ANNEX 'A'

CONTINGENT																TOTAL	REMARKS
SRL		KIG	KIBY	GIK	GIS	KIBG	CYA	GIT	SIGCOY	NBO	MIL POL	ENGRCOY	MOVCON	LEAVE	SICK		
1	CANCON	85								1						86	
2	GHANCOY	111	32			143					12					298	
3	INDCON	580						5	108			177	15	46	2	933	
4	MALAWI						130								2	132	
5	MALICOY			132												132	
6	NICOY	4			119						11			10		144	
8	ZAMBIA										22					22	
	TOTAL	780	32	132	119	143	130	5	108	1	45	177	15	56	4	1747	

SUMMARY

CONTINGENT	1747
STAFF	30
MILOBS	228
CIVPOL	29

2034

ANNEX 'B'

STAFF OFFICERS AND MILOBS STATE

S.NO	COUNTRY	STAFF					CIVPOL															MILOBS															REMARKS
		LOCATION			LEAVE	TOTAL		LOCATION															LEAVE	SICK	TOTAL												
		KI	NY	NAI				KIG	BUT	GK	GT	RUH	GIS	CYA	KBG	BYU	KIB	NAI	NY																		
1	AUSTRIA							1	2			2	1			3				1			2			12											
2	BANGLADESH							4					1				1			1						7											
3	CANADA	4					4		1	1			1		1	1			2			3			10												
4	CHAD																																				
5	CONGO								2	2	2		1												7												
6	DJIBOUTI							7																													
7	GERMANY																																				
8	GHANA	5				2	7		7	2	2	3	2	2	2	2	2	2	3						27												
9	GUINEA							2	2	1	2	2	2	2		2					2			17													
10	GUINEA-BISS								1															1													
11	INDIA	9					9		4	2	2	2	2	2	2	2	2	2	1		1			22													
12	JORDAN							3																													
13	MALAWI								2	2	3			2				2				3		14													
14	MALI							5	1			2	1		2		2				1			9													
15	NIGERIA	4					4		8		3				2	2		1			1			17													
16	NIGER							7																													
17	PAKISTAN								3					2										5													
18	RUSSIA								3	1	1	2	2	2	1	2		2	2		1			15													
19	SENEGAL	1					1		2															2													
20	SWITZERLAND																																				
21	TUNISIA																																				
22	URUGUAY										2	2	2		2	1		3			9			20													
23	ZAMBIA	5					5		7	2	2	3	2		3	2	1	2			1			18													
24	ZIMBABWE								1	1	1	4	2	1	2	2	2	2			7			25													
25	TOTAL	28				2	30		29	43	18	20	22	11	13	23	12	15	18	2		31		228													

DAILY TOTAL CBT SUP SITREP

DISTRIBUTION

95/12/31 15:28

PERIOD COVERED 1500 HRS 30 DEC 95 TO 1500 HRS 31 DEC 95

CLOGO
SUMMO
G3 OPS
CIS
CO/FILE

ITEM	WHERE HELD	UNIT OF ISSUE	START BALANCE	RECEIVED	ISSUED	END BALANCE	DAYS	REMARKS
WATER BOTTLED		LT	45 683	-	-	45 683		
	LONG BASE	LT	85 868	-	-	85 868		
TOTAL BOTTLED WATER		LT	131 551	-	-	131 551	21,6	3L PER MAN PER DAY
BULK WATER		LT	175 645	8 720	16 220	168 145		
	TRAFIPRO	LT	353 000	46 000	46 000	353 000		
TOTAL BULK WATER		LT	528 645	54 720	62 220	521 145	17,1	15L PER MAN PER DAY
TOTAL WATER		LT	221 328	8 720	16 220	213 828		
		LT	438 868	46 000	46 000	438 868		
TOTAL WATER IN THEATER		LT	660 196	54 720	62 220	652 696	38,6	
OPERATIONS		EA	17 489	-	-	17 489		
	LONG BASE	EA	16 141	-	-	16 141		
TOTAL OPERATIONS IN THEATER		EA	33 630	-	-	33 630	16,5	
HOUSE		LT	63 660	300	1 080	62 880		
		LT	285 321	-	19 783	265 538		
TOTAL HOUSE IN THEATER		LT	348 981	300	20 863	328 418	14,0	
	23440							
		LT	3 321	-	40	3 281		
		LT	44 572	-	741	43 830		
TOTAL CASQUET IN THEATER		LT	47 893	-	781	47 111	49,3	
	955							
DECAT								
TOTAL DECAT IN THEATER		LT	140 896	-	1 832	139 064	50,3	
	2763							

GRAPH

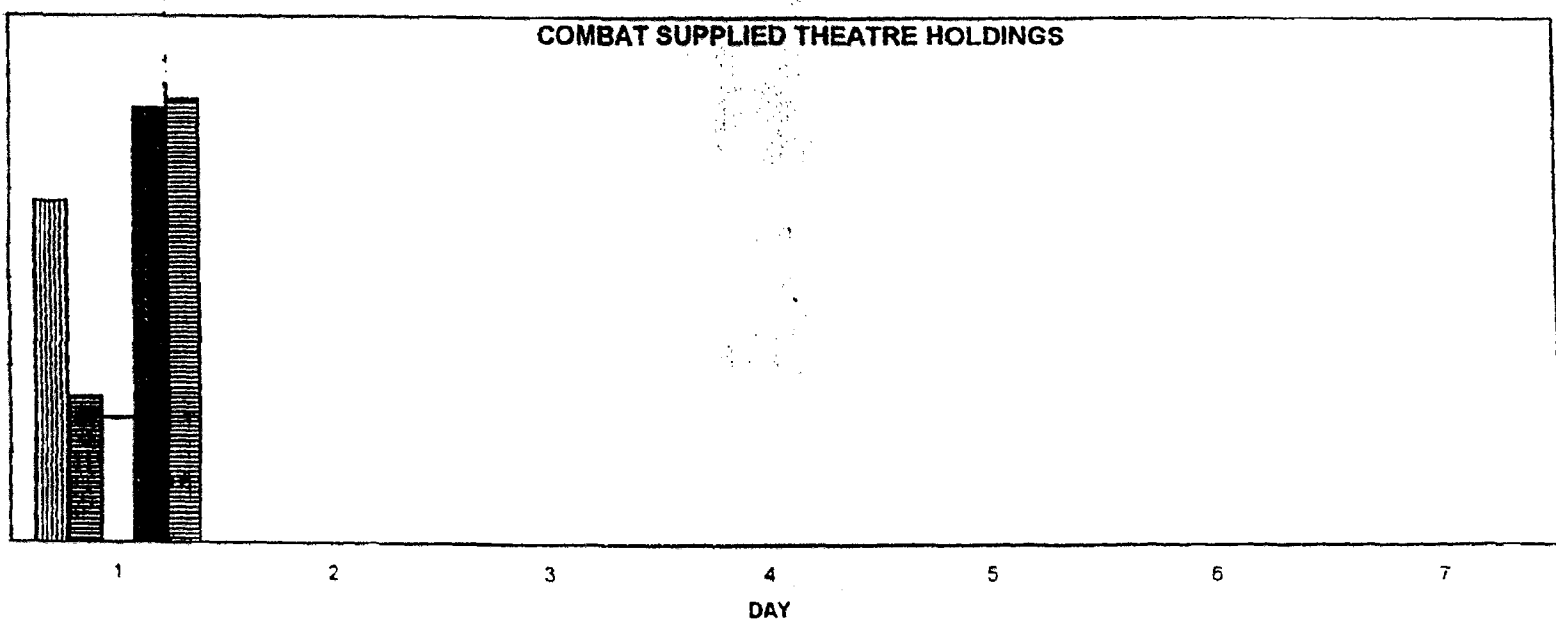
COMBAT SUPPLIES USAGE AND STOCK CHARTS

DAYS STOCK IN THEATER

WATER	38,6
CBT RATION	16,5
DIESEL	14,0
GASOLINE	49,3
JET A-1	50,3

AS OF 0800	SUN	MON	TUE	WED	THU	FRI	SAT
	95/12/31	96/01/01	96/01/02	96/01/03	96/01/04	96/01/05	96/01/06

COMBAT SUPPLIED THEATRE HOLDINGS



DATE: 12/15/95

408 RN 15/95

BALANCE

WATER BUTT								
95 CMSC	122	LTS	3 600	-	-	3 600	2,0	31 DEC 95
INDBATT	594	LTS	5 740	2 720	2 760	5 700	0,6	31 DEC 95
IND ENGR	203	LTS	3 200	6 000	9 000	200	0,1	31 DEC 95
IND SIGNAL	125	LTS	500	-	-	500	0,3	30 DEC 95
GHANCOY	295	LTS	13 000	-	-	13 000	3,4	28 DEC 95
MALAWICOY	134	LTS	45 000	-	-	45 000	22,4	30 DEC 95
MALICOY	132	LTS	38 380	-	4 460	34 120	17,2	31 DEC 95
NICOY	133	LTS	37 000	-	-	37 000	18,5	29 DEC 95
TOTAL	1738	BTL	45 683	-	-	45 683	8,8	31 PER MAN PER DAY
WATER BULK								
95 CMSC	122	LTS	3 600	-	-	3 600	2,0	31 DEC 95
INDBATT	594	LTS	5 740	2 720	2 760	5 700	0,6	31 DEC 95
IND ENGR	203	LTS	3 200	6 000	9 000	200	0,1	31 DEC 95
IND SIGNAL	125	LTS	500	-	-	500	0,3	30 DEC 95
GHANCOY	295	LTS	13 000	-	-	13 000	3,4	28 DEC 95
MALAWICOY	134	LTS	45 000	-	-	45 000	22,4	30 DEC 95
MALICOY	132	LTS	38 380	-	4 460	34 120	17,2	31 DEC 95
NICOY	133	LTS	37 000	-	-	37 000	18,5	29 DEC 95
TOTAL CONTINGENT	1738	LTS	148 620	8 720	16 220	141 120	5,4	15L PER MAN PER DAY
COMBAT RATION								
95 CMSC	122	EA	5 243	-	-	5 243	14,3	31 DEC 95
INDBATT	594	EA	4 926	-	-	4 926	8,3	31 DEC 95
IND ENGR	203	EA	1 421	-	-	1 421	7,0	31 DEC 95
IND SIGNAL	125	EA	731	-	-	731	5,8	30 DEC 95
GHANCOY	295	EA	3 361	-	-	3 361	11,4	28 DEC 95
MALAWICOY	134	EA	960	-	-	960	7,2	30 DEC 95
MALICOY	132	EA	86	-	-	86	0,7	31 DEC 95
NICOY	133	EA	761	-	-	761	5,7	29 DEC 95
TOTAL	1 738	EA	17 489	-	-	17 489	10,1	1 CPR PER MAN PER DAY
ITEM	AVG DAILY	UNIT OF	START	RECEIVED	ISSUED	END	DAYS	RETURN AS OF:
	USAGE	ISSUE	BALANCE			BALANCE		
DIESEL								
95 CMSC	2 000	LT	12 000	-	-	12 000	6,0	31 DEC 95
INDBATT	353	LT	8 393	-	125	8 268	23,4	31 DEC 95
IND ENGR	470	LT	4 410	300	220	4 490	9,6	31 DEC 95
GHANCOY	643	LT	9 995	-	-	9 995	15,5	28 DEC 95
MALAWICOY	748	LT	9 998	-	-	9 998	13,4	30 DEC 95
MALICOY	1 009	LT	13 200	-	735	12 465	12,4	31 DEC 95
NICOY	667	LT	5 664	-	-	5 664	8,5	29 DEC 95
TOTAL CONTINGENT	5 420	LT	63 660	300	1 080	62 880	11,6	
MILOB (BUTARE)	207	LT	4 087	-	-	4 087	19,7	23 DEC 95
MILOB (BYUMBA)	231	LT	3 173	-	-	3 173	13,7	30 DEC 95
MILOB (CYANGUGU)	112	LT	1 200	-	-	1 200	10,7	29 DEC 95
MILOB (GITARAMA)	367	LT	4 850	-	-	4 850	13,2	29 DEC 95
MILOB (KIBUYE)	148	LT	1 495	-	-	1 495	10,1	30 DEC 95
MILOB (RUHENGURU)	135	LT	2 600	-	-	2 600	19,3	24 DEC 95
TOTAL MILOBS	1 200	LT	17 405	-	-	17 405	14,3	
TOTAL DIESEL	6 620	LT	81 065	300	1 080	80 285	12,1	
GASOLINE								
GHANCOY	6	LT	696	-	-	696	116,0	28 DEC 95
MALAWICOY	34	LT	-	-	-	-	0,0	30 DEC 95
IND ENGR	19	LT	1 803	-	40	1 763	92,9	31 DEC 95
MALICOY	28	LT	200	-	-	200	7,1	31 DEC 95
MILOB (CYANGUGU)	14	LT	160	-	-	160	11,4	29 DEC 95
MILOB (GITARAMA)	9	LT	285	-	-	285	95,0	29 DEC 95
MILOB (KIBUYE)	4	LT	-	-	-	-	-	-
MILOB (RUHENGURU)	4	LT	-	-	-	-	-	-
TOTAL	103	LT	3 321	-	40	3 281	31,2	

2NDLINE

DAILY 2ND LINE CBT SUP SITREP

95/12/31 15:16

PERIOD COVERED 1500 HRS 30 DEC 95 TO 1500 HRS 31 DEC 95

ITEM	WHERE HELD	UNIT OF ISSUE	START	RECEIVED	ISSUED	END BALANCE	DAYS	REMARKS
WATER								
STOCK	LOG BASE	LT	63 910	-	-	63 910	12,2	3L PER MAN PER DAY
STOCK RESERVE	NAMIR HQ & TRAFIPRO	LT	21 958	-	-	21 958	4,2	3L PER MAN PER DAY
TOTAL BOTTLED		LT	85 868	-	-	85 868	16,4	3L PER MAN PER DAY
STOCK	TRAFIPRO	LT	353 000	46 000	46 000	353 000	13,5	15L PER MAN PER DAY
TOTAL WATER		LT	438 868	46 000	46 000	438 868	29,9	
COMBAT RATIONS	LOG BASE							
STOCK		EA	7 570	-	-	7 570		
STOCK		EA	1 959	-	-	1 959		
STOCK		EA	5 474	-	-	5 474		
STOCK		EA	1 138	-	-	1 138		
TOTAL COMBAT RATIONS		EA	16 141	-	-	16 141		
STOCK								
STOCK	TRAFIPRO	LT	47 860	-	-	47 860		
STOCK	LOG BASE	LT	63 091	-	16 173	46 918		
STOCK		LT	131 922	-	3 610	148 312		
STOCK		LT	22 448	-	-	22 448		
TOTAL STOCK		LT	265 321	-	19 783	265 538	11,3	
STOCK			23440					
GASOLINE								
TOTAL STOCK		LT	44 572	-	742	43 830	45,9	
STOCK			955					
STOCK								
STOCK	KIGALI AIRPORT	LT	136 196	-	1 832	134 364		
STOCK	KIGALI AIRPORT	LT	4 700	-	-	4 700		
TOTAL STOCK		LT	140 896	-	1 832	139 064	50,3	
STOCK			2763					