

UNAMIR

63 OPERATIONS/PLANS - STANDARD OPERATING
PROCEDURES (SOP)

[1 OCT 1993 - 31 DEC 1995]

PLEASE RETAIN
ORIGINAL ORDER

CONFIDENTIAL
RTH/WG JUNE 2009

UNARCHIVES
SERIES 5-1002
BOX 130
FILE 7
ACC. 1993/0183

UN RESTRICTED

~~ANNEX B.~~

TIME SCHEDULE FOR DISENGAGEMENT

- (M - 5) - Issue warning order.
- (M - 4 to M - 3) - Marking existing mine fields.
- (M - 2 to M - 1) - Preparation for disengagement
- 0700 hours - Move of supporting/heavy weapons to embussing points.
- 0800 hours - Move of administrative group to assembly point.
- 0900 hours - Forward section/platoon starts rearward movement (must leave forward defensive locality within 15 minutes)
- 0930 hours - Meeting in coy meeting point/RV.
- 0945 hours - Start from coy meeting point to Bn meeting point.
- 1030 hours - Move from Bn meeting point to Bn embussing point.
- 1100 hours - Move from embussing point to respective assembly points.

NOTE:

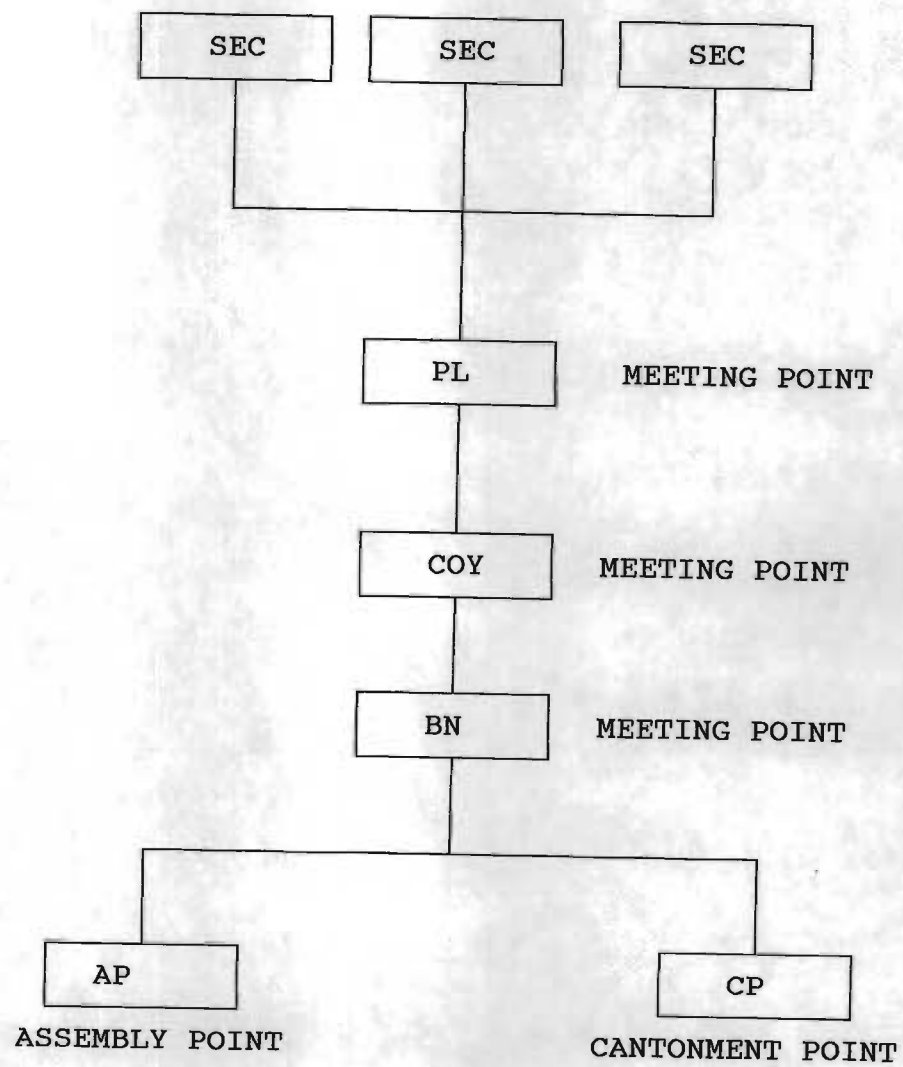
1. M - Day : The day the disengagement starts.
2. It is a suggested time schedule. May change after JMC Working Group meeting.

E-2

UN RESTRICTED

UN RESTRICTED

DIAGRAM OF DISENGAGEMENT PROCESS



E-1

UN RESTRICTED

~~ANNEX F~~

Samples of Visitor's ID Card and permit

UNITED NATIONS ASSISTANCE MISSION FOR RWANDA (UNAMIR) MISSION DES NATIONS UNIES POUR L'ASSISTANCE AU RWANDA (MINUAR)	
V I S I T O R	
UNRESTRICTED AREAS ONLY	(UN seal)
(NO)	ISSUED BY..... (signature)

Permit

(front)

UNITED NATIONS ASSISTANCE MISSION FOR RWANDA (UNAMIR) MISSION DES NATIONS UNIES POUR L' ASSISTANCE AU RWANDA (MINUAR)	
P E R M I T NO..... (date of issue)	
..... (visitor's name)	
..... (issued by)	

(back)

..... (visitor's entry's hour) (visitor's exit hour)
..... (visited person's signature & hour)	
..... (received by)	

(3) L'inspiration de ce projet pour faire face aux massacres est due à la situation de guerre actuelle. Le problème de la propagande radio figure dans le document projet mais la radio Youhoubura (FAR) tient également les mêmes propos. Il faut arriver à l'application des mesures du document projet. Si le cessez-le-feu est instauré les maux des populations iront en diminuant alors les FAR libérées de la situation de guerre pourraient ramener la paix et la sécurité.

M. Deslandes - Intervient pour situer l'esprit de cette rencontre dont l'objectif est de discuter de l'aspect technique du cessez-le-feu. Il rappelle les recommandations de M. Diza envoyé spécial du Secrétaire Général de l'ONU à savoir le Cessez-le-feu pour commencer avant tout chose. Il n'y a pas donc de contradictions ou de déclarations entre les délégations.
- L'engagement des deux parties peut figurer sur le document projet concernant l'évacuation de tous les civils.

JFC - Souligne que la DRC est patiente mais le monde est à l'écoute. Il faut arrêter la souffrance des populations. Tout est dit en ce document projet et le monde saura qu'il ne faut pas de cessez-le-feu. Il précise que la remarque de M. Deslandes reste valable et demande aux deux délégations de revenir sur ce document avec une bonne foi.

Col. Frank - Confirme la disponibilité pour négocier mais pas en fermant les yeux. Tous les points sont dans le document qui mais nous voulons des conditions de base comme le transfert des déplacés, l'arrêt de la radio RTLA et la cessation de la propagande radio qui mène aux massacres. Ces points constituent la base nécessaire pour la poursuite de nos discussions que le cessez-le-feu.

JFC - Demande s'il y a des remarques du côté des FAR?

Gal. GATSIMI - Non.

JFC - Souligne que la souffrance des populations doit s'arrêter d'ici

ANNEX F To
UNCLASSIFIED SOPs Part III

OCTOBER 1999

UN RESTRICTED

PART 3: OPERATIONS
SOP NUMBER

ANNEX F

VISITORS' REGISTER

SL NO	DATE	ENTRY HOUR	EXIT HOUR	VISITORS' NAME	BRANCH /SECTION/CELL	PERMIT'S NO	REMARKS
-------	------	---------------	--------------	----------------	-------------------------	----------------	---------

will be reprinted on a laser printer!

F-1

X

- (2) Localiser et confisquer des armes, munitions
et explosifs, etc.

SECTION/CIT
BRYAN
NO
BRYAN

SECTION, SECTION

UN RESTRICTED

Page 1 of 3

ANNEX 1.4

To part E

SITREP FORMAT

IMMEDIATE (1)

TO: (2)

INFO: (3)

FROM: (4)

PKO (5) DAILY SITREP DTG (6) TO DTG (6)

PARA ONE.

GENERAL ASSESSMENT (7).

PARA TWO.

OPERATIONAL ACTIVITY

A.

B.

C.

D.

E.

F.

(8)

PARA THREE. LIAISON WITH PARTIES (9)

PARA FOUR. RESTRICTIONS ON FREEDOM OF MOVEMENT (10)

PARA FIVE. PERSONNEL (11) AND LOGISTICS (11)

PARA SIX. OTHER (12)

EXPLANATORY NOTES

(1) The normal precedence for SITREPS will be IMMEDIATE. It is the prerogative of the local commander whether it will be a code cable or not.

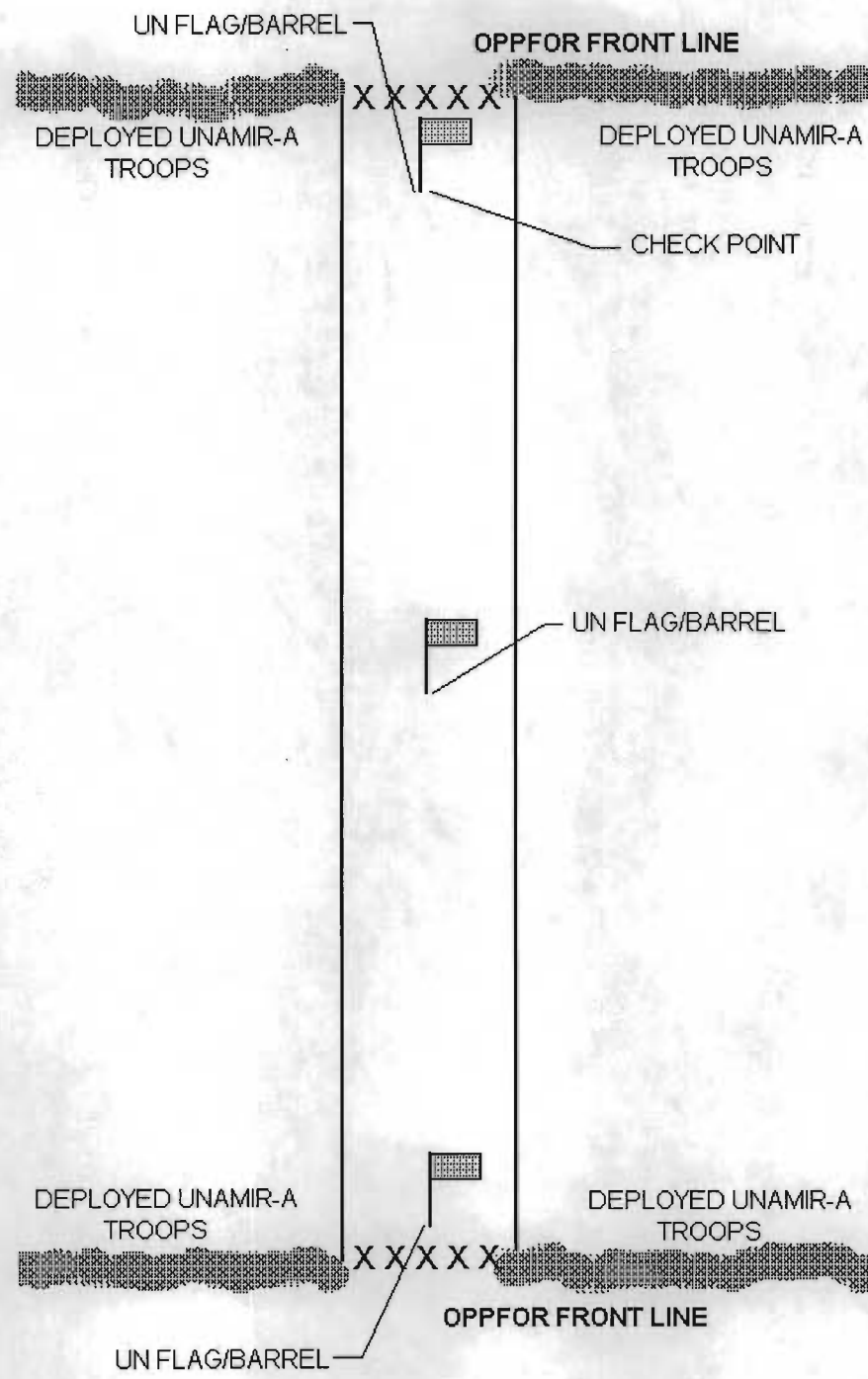
(2) Addressee by name and location (e.g. GOULDING NEW YORK).

(3) Info addressee by name and location (e.g. VADSET JERUSALEM).

~~SECRET~~ Q-6

UN RESTRICTED

DIAGRAMME SHOWING THE SET UP OF A NEUTRAL AREA



ANNEX Q
TO PART III

- (4) Initiator by name and location (e.g. WAHLGREN NAQOURA)
- (5) Designation of Peace-keeping Operation (e.g. UNIFIL, UNDOF, etc.)
- (6) Designate the reporting period by Date Time Group in ZULU time (e.g. 210500Z APR to 220500Z APR).
- (7) Here the FC/CMO assesses the situation in his area of operations in a short concise manner (e.g. Low Activity except in Northern AO where high, CALM except in KENBATT AO where TENSE).
- (8) In para 2 the operational activity will be reported. It can be categorized as is appropriate to Mission.
- Unit Area of OP (e.g. NORBATT)
 - Type of Activity (e.g. Violations, Patrols, etc.)
 - Country (e.g. HONDURAS, GUATEMALA, etc.)
- (9) Report on any manor liaison with parties (no need to report on day to day liaison).
- (10) All restrictions on UN Freedom of Movement to be reported (WHO restr, WHO responsible for, WHERE, WHY, FOR HOW LONG, PROTEST OUTCOME)
- (11) Report only major personnel and logistics matters (e.g. ~~NEPBATT~~ GUANABO IT rotation completed, Vehicles arrived but await clearance at port of entry, etc.).

~~Q-7~~

ANNEX Q
TO PART III

UN RESTRICTED

~~Page 3 of 3~~

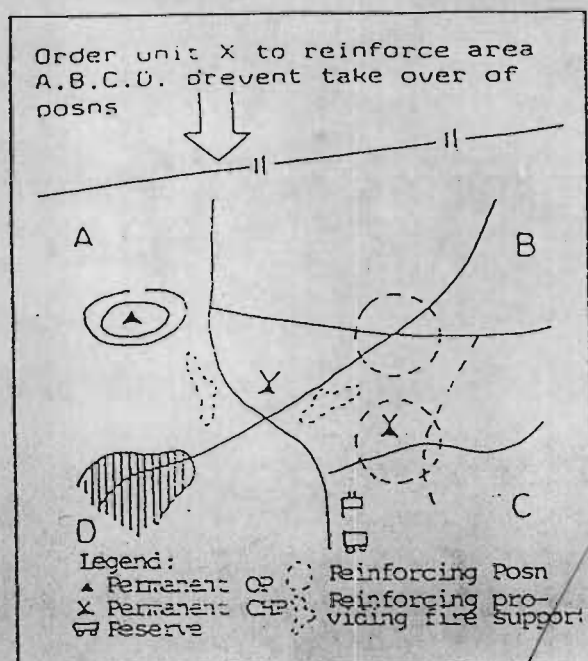
(12) This allows FC/CMO flexibility to introduce any other matter he feels he should report.

Q-8

~~RS~~

~~1~~

UN RESTRICTED

REINFORCEMENTPurpose

To strengthen an area or posn(s) to prevent non-UNIFIL forces taking over of dominating an area/posn(s).

Mission

- Reinforce area A,B,C,D
- Reinforce posn south of A for 24 hrs
- Reinforce posns A to B with one platoon
- Reinforceprevent.... to establish CHP/OP (seize posn B)

Units

BMR from other battalions

This will be used when:

- Information gives indication that an area/post/or movement is threatened;
- Non UN-forces intrusion into UNIFIL AO.

Concept of Operations

The unit that receives the order to reinforce will move out as quickly as possible. The reinforcing unit will be used to strengthen the normal post/posns by:

- Grouping together with the threatened post/posns;
- Occupying positions so that they can provide fire support;
- Establishing new temporary CHPs or OPs at spots which are important for UNIFIL freedom of movement

- Normally a platoon shall work as a unit except when the task is to reinforce a position. This task may be given to a section.
- The reinforcing unit will normally be under the command of the host unit.

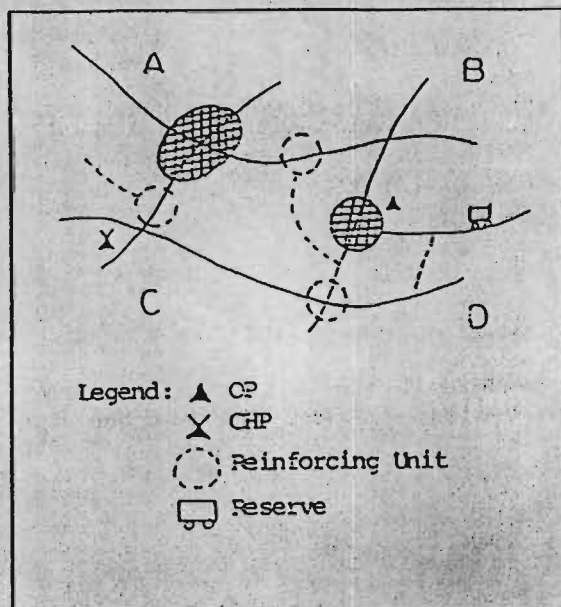
Administration and logistics

The reinforcing unit should be equipped so that they:

- Can act independently for a minimum of 24 hours (water, food, ammo)
- Can execute their mission by both day and night
- POL will be supplied by the host unit

Command and signals

- (a) Signal: The reinforcing unit will join the host unit's tactical net.
- (b) Liaison: The host unit is responsible for all liaison with local authorities.
- (c) Location: A command post may be located in the threatened area to secure fast decision. Reserve co-located with the command post.

TIGHTENING AREAPurpose:

To (prevent) make it difficult for non-UN forces to move in a certain area and to show force.

Mission:

- Tighten area A,B,C,D
- Tighten area A,B,C, for 16 hours
- Tighten area A,B,C, to prevent suspected arms smuggling.

Units

- (1) Battalion's own units
- (2) FMR
- (3) BMR from other battalions

The minimum strength of the tightening unit is platoon.

Concept of operations

This concept will be used:

- To increase ^{UNAMIR} UNIFIL presence in certain areas
- To strengthen normal OPs and CHPs in an area with high activity.

The tightened area unit establishes temporary CHPs:

- Civilian traffic is allowed in the area after cars have been searched
- Unauthorized movement shall be (prevented) made difficult in following priorities:
 - (1) On roads;
 - (2) Tracks usable for cars that were not previously controlled.

M-3

- There shall normally be a minimum of one APC in each temporary CHP.
- Tightening unit is normally under the command of a battalion commander.
If the main element of the FMR conducts a tightening operation, it may operate independently.

Administration and logistics

The tightening unit should be quipped so that they:

- Can act independently for a minimum of 24 hours (water, food, ammo)
- Can solve their mission both day and night
- POL will be supplied by the host unit.

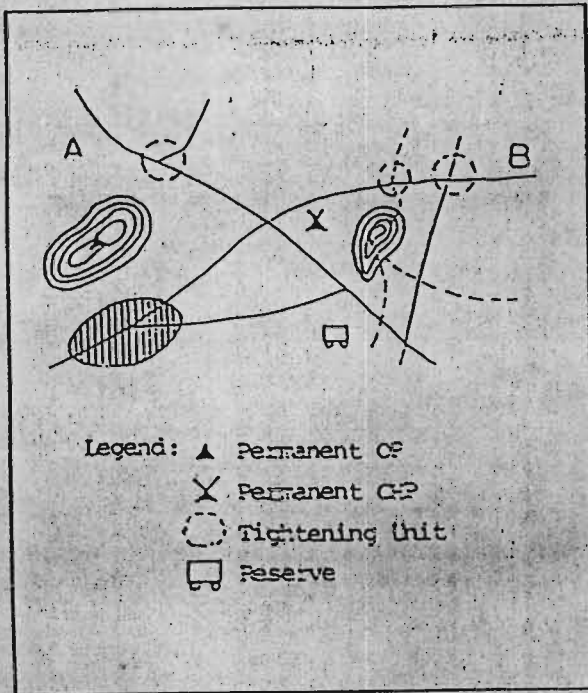
Command and signals

- (a) Signal: The tightening unit will normally join the host unit's tactical net;
- (b) Liaison: The host unit is responsible for all liaison with local authority. If FMR operates within its own command the host unit shall provide a liaison officer.
- (c) Location:

M-4

~~SECRET~~

UN RESTRICTED

ANNEX M
To part IIITIGHTENING LINEPurpose

To (prevent) make it difficult for non-UN forces to cross a certain line.

Mission

- Tighten line A,B
- Tighten line A,B for 16 hours
- Tighten line A,B to prevent suspected arms smuggling.

Units

- (1) Battalions' own units
 - (2) FMR
 - (3) BMR from other battalions.
- The minimum strength of the tightening unit is platoon.

This concept will be used:


- As an outer cordon in a hijacking case
- To prevent non-UN forces entering UNIFIL AO

The tightened line units establish primarily temporary CHPs:

- Civilian traffic is allowed to cross the line after being searched.
- It is a desire that the tightened line adjust to existing CHPs and OPs.

Administration and logistics

Same tightening as area

BLOCKINGPurpose

To prevent non-UN forces from leaving or entering any point/area.

Mission

- Block A
- Block around area A,B,C, D
- Block area A and prevent non-UN forces from leaving/entering
- Block line between A,B.

Units

- (1) Battalion's own units
- (2) FMR
- (3) BMR from other battalions

Concept of operations

This concept will be used:

- In a hijacking case to prevent the hijackers from leaving and to give time for searching/tracking.
- To prevent non-UN forces from entering/leaving a specified area.
- To prevent non-UN forces from entering/leaving over a certain line.

The blocking units establish temporary CHPs and OPs and are prepared to conduct patrols between OPs and CHPs. Traffic in and out of the blocked object are not allowed. This restriction is going to be lifted first when things settle/calm. Movement shall be blocked in the following priorities:

- On roads
- On tracks
- On tracks by foot
- In terrain on foot

It is mainly the reserve unit that is going to conduct the patrols. It is desired that the "blocking" adjust as much as possible to existing CHPs and OPs. The blocking tactics require reaction. A unified command over the "blocking" units is desired. It can be a CO or TAC HQ.

Administration and logistics

In a blocking case only a minimum of administrative and logistic work will be executed so that as many as possible can take part in the blocking operation. The blocking unit should be equipped so that they:

- Can act independently for a minimum of 24 hours
- Can solve their mission for 24 hours

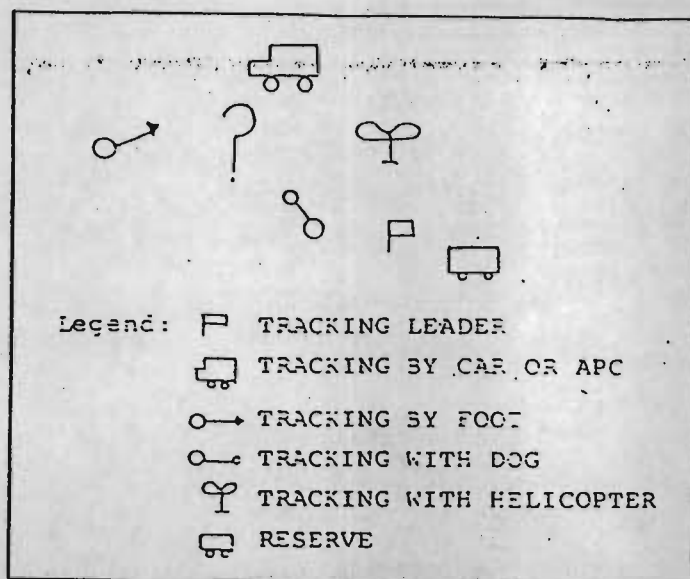
"Quick reaction" is more important than all administrative and logistics requirements be fulfilled.

Command and signals

- (a) Signal: The blocking unit shall use the same tactical net.
- (b) Liaison: Liaison to local authority is made through the battalion with area responsibility. Liaison officer can be detached.
- (c) Location: A temporary HQ may be located in the area.

Remarks

Blocking can also be executed in line.

TRACKINGPurpose

To find non-UN individuals/units UNAMIR who try to leave UNAMIR controlled area with hostages or UNAMIR equipment, then to observe and/or follow them.

Mission

- Track
- Track hijacking party
- Track stolen UNAMIR vehicle

Units

- All units
- Minimum size of a unit that tracks is normally a section. It can be a smaller unit in order to "start immediately".

Concept of operations

This concept to be used:

- In a hijacking incident;
- When UNAMIR property has been stolen.

The tracking should start immediately. It is every unit's responsibility to start tracking even if no orders have been given:

- The tracking shall be executed with all possible means and when contact is established, it is not to be given up.
- The tracking leader shall, if possible, come from the battalion with area responsibility.
- The tracking patrols shall always be informed about possible mine danger.
- The tracking patrols shall always be supported by an APC if possible.

M-9

UN Restricted

SECTION
ELEVEN

ANNEX C To
UNAMIR SOPs Part III

~~ANNEX~~

ESCORTING - MONITORING

1. MISSION UNMOS:

A. TO CONDUCT ESCORT DUTIES OF DESIGNATED PERSON IN AND OUT OF THE KWSA (KIGALI WEAPON SECURE AREA).

B. TO MONITOR AND VERIFY ALL WEAPONS, AMMO, AND MILITARY MATERIAL STORED AND SECURED IN DESIGNATED PLACES WITHIN THE KWSA.

C. TO MONITOR ALL MOVEMENT OF FORMED MILITARY UNITS WITHIN KWSA.

2. ESCORT DUTIES:

A. UNARMED ESCORTS WILL BE CONDUCTED BY UNMOS. ARMED EXCORTS WILL BE CONDUCTED BY THE INFANTRY BATTALION DURING THE NIGHT.

B. AUTHORISATIONS FOR ESCORTS ARE TO BE GIVEN BY SECTOR HQ. PLANNING IS WEEKLY - CONFIRMATION, COORDINATION, AND BRIEFING IS 24 HOURS PRIOR.

C. STRENGTH:

UNARMED ESCORT - ONE UNMO TEAM

ARMED ESCORT - MINIMUM TWO ARMED VEHICLES

D. COORDINATION:

(1) THE LIAISON OFFICER KIGALI SECTOR IS RESPONSIBLE FOR INFORMATION, PLANNING, COORDINATION, AND CONTROL.

(2) THE ESCORT LEADER WILL BE BRIEFED BY LIAISON OFFICER SECTOR THE DAY BEFORE THE MISSION (SEE 4)

(3) REPORT WILL BE MADE TO SECTOR HQ BY END OF MISSION (SEE 4)

(4) a. POINT OF DEPARTURE

b. TIME OF DEPARTURE (ESTIMATED - REAL)

c. DETAILED COMPOSITION OF THE CONVOY

d. POINT OF CONTACT

e. RESPONSIBILITY OF THE CONVOY

f. DESTINATION

g. ITINERARY AND REMARKS (INFO)

h. ESTIMATED TIME OF ARRIVAL (REAL)

i. INCIDENTS: WHAT, WHERE, WHEN, REACTION?

k. COMPOSITION OF THE ESCORT

l. LOGISTICS

SIGNED: _____

3. MONITORING AND VERIFYING MATERIAL, WEAPONS, AMMO:

A. INVENTORIES TO BE PRODUCED BY BOTH PARTIES TO SECTOR HQ THROUGH LIAISON OFFICERS.

B. REGISTERS TO BE KEPT FOR UPDATING.

C. CONTROL VISITS WILL BE CONDUCTED AT VARYING TIMES AND AT IRREGULAR INTERVALS WITHOUT WARNING (NOT MORE THAN 72 HOURS BETWEEN TWO CONTROLS).

c-1

UN Restricted

PK.
PK.

70

UN Restricted

~~PAGE 2 OF ANNEX 2~~

- D. NUMBER OF UNMOS SHOULD BE SUFFICIENT TO AVOID ANY FRAUDULENT MANIPULATION DURING THE INSPECTION. FOR LARGE SCALE INSPECTION, THE INF BN WILL PROVIDE REINFORCEMENT FOR SURVEILLANCE.
 - E. AT THE MOMENT OF THE INSPECTION, THE UNMO TEAM LEADER SHALL INVITE THE PERSON RESPONSIBLE FOR THE SITE TO ACCOMPANY HIM WITH THE REGISTERS.
 - F. ITEMS TO BE CONTROLLED: QUANTITY, REGISTRATION NUMBERS, MUTATION, AND STORAGE.
 - G. REPORT WILL BE MADE TO SECTOR HQ:
 - a. NAME OF TEAM LEADER
 - b. INSPECTED CANTONMENTS
 - c. CONTACTED PERSONS
 - d. INSPECTED ITEMS AND REMARKS
 - e. SUGGESTIONS FOR: FURTHER INVESTIGATION, IMPROVEMENT OF PROCEDURE, AND NEXT CONTROL DATE.
4. MONITORING OF MOVEMENT OF FORMED MILITARY UNITS.
- A. ALL MOVEMENTS WILL BE PLANNED THE WEEK BEFORE FOR THE NEXT WEEK AND COMMUNICATED TO THE SECTOR HQ BY THE LIAISON OFFICERS OF BOTH PARTIES EVERY THURSDAY BY 1000 HRS.
 - B. TEAM LEADER UNMO WILL BE BRIEFED BY LO SECTOR:
 - a. AIM OF THE MOVE
 - b. SIZE OF THE UNIT
 - c. POINT AND TIME OF DEPARTURE
 - d. ITINERARY AND DESTINATION
 - e. POINT OF CONTACT
 - C. EVERY MOVEMENT WILL BE ACCOMPANIED AND MONITORED BY AN UNMO TEAM. IF REQUIRED, UNMO TEAM WILL BE REINFORCED BY AN INFANTRY UNIT (SIZE TO BE DETERMINED BY SECTOR HQ)
 - D. MISSION REPORT WILL BE MADE TO SECTOR HQ REGARDING THE POINTS OF PARA B. REPORT WILL ALSO INCLUDE EVENTUAL INCIDENTS AND SUGGESTIONS.

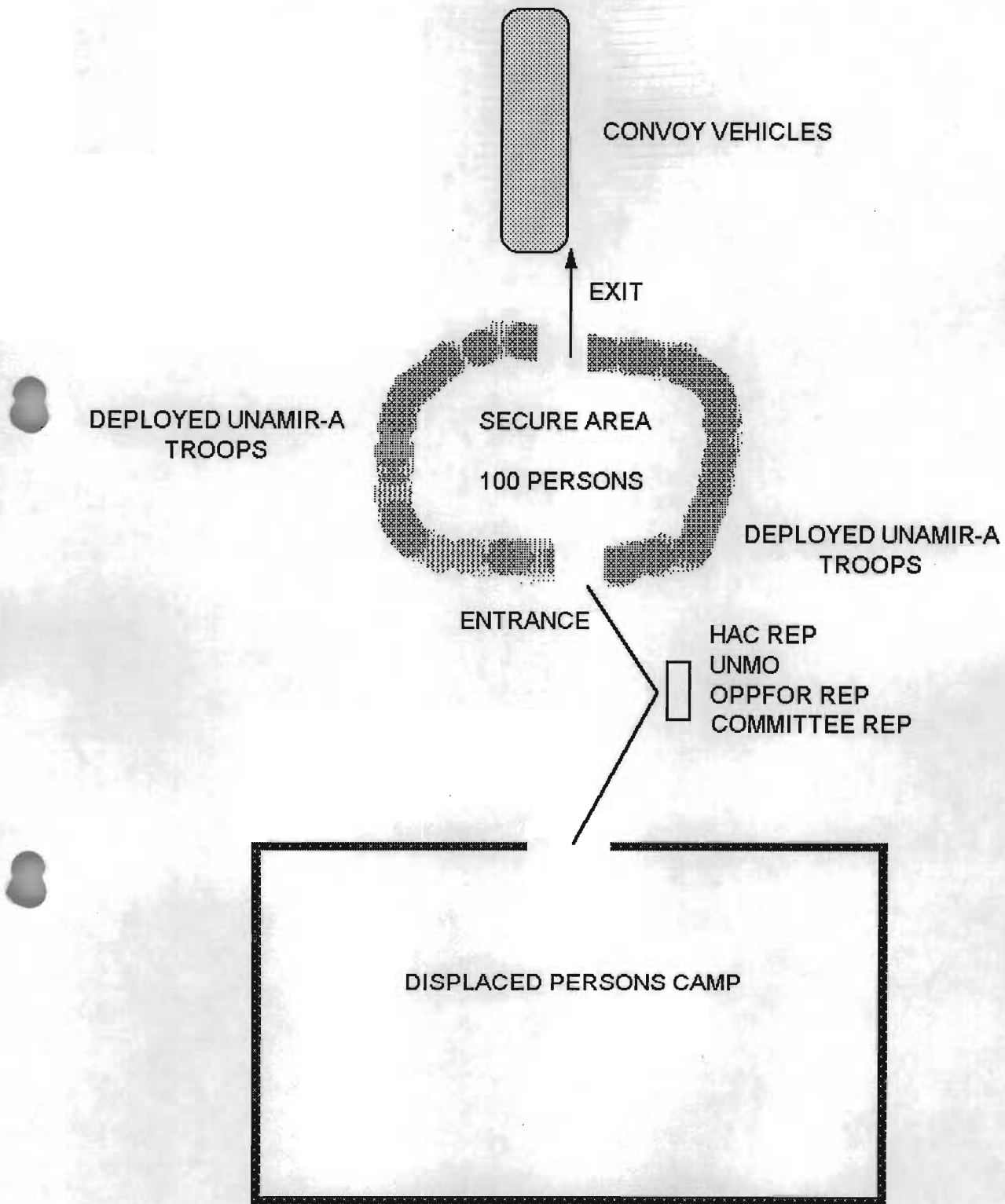
RK.
AK.

C-2

UN Restricted

RD

DIAGRAMME OF AN EMBARKATION POINT SET UP



ANNEXH

CONVOY CHECKLIST

TO: SEE DISTRIBUTION
FROM: ESCORT TEAM.....
DATE:
REF:

1. PERSONNEL BEING ESCORTED (NAMES/NUMBERS): STATUS
- | | |
|----------|-------|
| (a)..... | |
| (b)..... | |
| (c)..... | |
| (d)..... | |
2. WEAPONS: TYPE QTY
- | | |
|----------|-------|
| (a)..... | |
| (b)..... | |
| (c)..... | |
3. NO OF OTHER SECURITY PERS.....
4. STORES:
- | |
|----------|
| (a)..... |
| (b)..... |
| (c)..... |
5. VEHICLES:
- | |
|----------|
| (a)..... |
| (b)..... |
| (c)..... |

.....
ESCORT TEAM LEADER

DISTRIBUTION LIST:

UNMO (ON DEPARTURE)
CHPS:
.....
.....
UNMO (ON ARRIVAL).

~~ANNEX II~~

~~SECTION~~

UN RESTRICTED

Page 1 of 4

ANNEX ~~A~~ ^{TO} UNAMIR SOP
TO Part III

PRINCIPLES FOR ACTION FOR DEALING WITH
~~AGF KPP~~
~~IDF/OPF~~ GROUND OPERATIONS

1. Actions by a Platoon. Platoon Commander will:
 - Inform company HQ by quickest means;
 - Alert other platoon locations (if more than one platoon);
 - Despatch all available troops within platoon to target village;
 - Platoon commander to begin negotiation with search operation commander;
 - Inform Coy HQ of number of vehicles and personnel being used in the operation;
 - Inform Coy HQ of activities being carried out by search operation force;
 - Prepare groups to follow search parties, if necessary, pending arrival of Coy/BATT reinforcements;
 - Be prepared to provide medical assistance etc. to locals when required;
 - Resist any attempt to damage property by being physically on/in it;
 - Take notes and photographs of on-going activities;
 - Provide protection for innocent locals who seek refuge in platoon locations.
2. Action by the company. Company Commander will:
 - Inform the BATT HQ (CO/ops Officer) by quickest means, of the following:

L-1
~~3-1~~

UN RESTRICTED

Handwritten signature

Page 2 of 4

- Composition of force and nature of operation;
- Target village;
- Current activities of the force;
- Company's reaction/actions (up to time of reporting).
- Alert other platoons in Coy;
- Despatch reinforcements into the village;
- Despatch medical orderlies etc. to the village;
- Establish communication with BATT HQ from the village;
- Provide whatever assistance within available resources to:
 - local population to include:
 - Medical assistance including evacuation, if necessary;
 - Protection if they seek refuge in ^{UNAMIR} UNIFIL positions;
- Coy commander, upon arrival at the village will:
 - Take command of the whole monitoring activities;
 - Take up active negotiations with the commander of the force aimed at getting them to withdraw;
 - Organize teams to monitor search parties;
 - Attempt to resist moves to damage properties etc;
 - Establish direct communication with BATT HQ;
 - Liase with village ^(particular) *Handwritten note: (particular)*

3. Action by Battalion. ^{UNAMIR} Battalion Commander will immediately inform ^{UNAMIR} UNIFIL OPS of following:

- The force strength and composition;
- Village being searched;
- Routes taken into the village by the force;

L-2

~~3-1~~

UN RESTRICTED

UN RESTRICTED

ANNEX L
To Part III

Page 3 of 4

- ^{UNAMIR} ~~UNIFIL~~ presence in the village;
- Initial activities of the force in the village;
- Action already taken and to be taken by the BATT.
- Despatch medical team and ambulance to the village;
- Alert all other Coys with appropriate reinforcements to be on standby;
- Move to the village;
- BATT commander, upon arrival at the village will:
 - Take command of the monitoring activities;
 - Straight away negotiate with the commander of the force;
 - Establish direct communication with ^{UNAMIR} ~~UNIFIL~~ OPS from the village;
 - Inform ^{UNAMIR} ~~UNIFIL~~ OPS of activities on site;
 - Call up reinforcements, if needed;
 - Deploy ^{UNAMIR} ~~UNIFIL~~ troops to likely trouble spots in the village;
 - If ^{UNAMIR} ~~UNIFIL~~ troops not being allowed into the village, must negotiate actively to have troops into the village.
 - Keep ^{UNAMIR} ~~UNIFIL~~ OPS fully informed of activities of the group;
 - Arrange (with EOD team) clearance of the village of mines, explosives, boobytraps, etc.;
 - Submit full reports to ^{UNAMIR} ~~UNIFIL~~ OPS of the search operation within four hours of withdrawal of the force.

L-3

~~3-1~~

UN RESTRICTED

UN RESTRICTED

Page 4 of 4

4. ^{UNAMIR} Actions by ^{UNAMIR} UNIFIL OPS. Upon receipt of initial reports from the BATT, ^{UNAMIR} UNIFIL OPS will:
- Inform FC and DFC;
 - Inform neighbouring BATTs;
 - Inform OGL;
 - Inform Liaison Branch;
 - Warn FMR to be on standby;
 - Despatch ^{UNAMIR} UNIFIL team (under at least the ACOS OPS/DCOO) to the village;
 - Despatch EOD team to the village;
 - If necessary, warn ITALAIR and SWEDMEDCOY.
 - Request Liaison Branch to protest and negotiate to have the force withdrawn immediately;
 - OGL to despatch team to the village;
 - Keep the FC and DFC fully abreast of the on-going operation;
 - Co-ordinate any other assistance that may be required.

5. It is again emphasized that the operation is in the area controlled by ^{Rwandese} Israel and it is therefore imperative that maximum restraint be exercised bearing in mind that ^{UNAMIR} UNIFIL does not control ^{RGE RPF} IDF/RPF activities in these areas, but from a humanitarian point-of-view, every effort must be made to discourage/limit such activities.

L-4

~~SECRET~~

UN RESTRICTED

SECT 10 ~~EEVEN~~

DIAGRAMME DEPICTING A COMPANY SIZED CONVOY OPERATION



OPPFOR FOLLOW UP



RESERVE (2 APC SECTIONS)




AMBULANCE



APC SECTION

J-2



THREE PACKETS OF TWO CARGO VEHICLES LED BY ONE APC



CONVOY COMD/UNMO



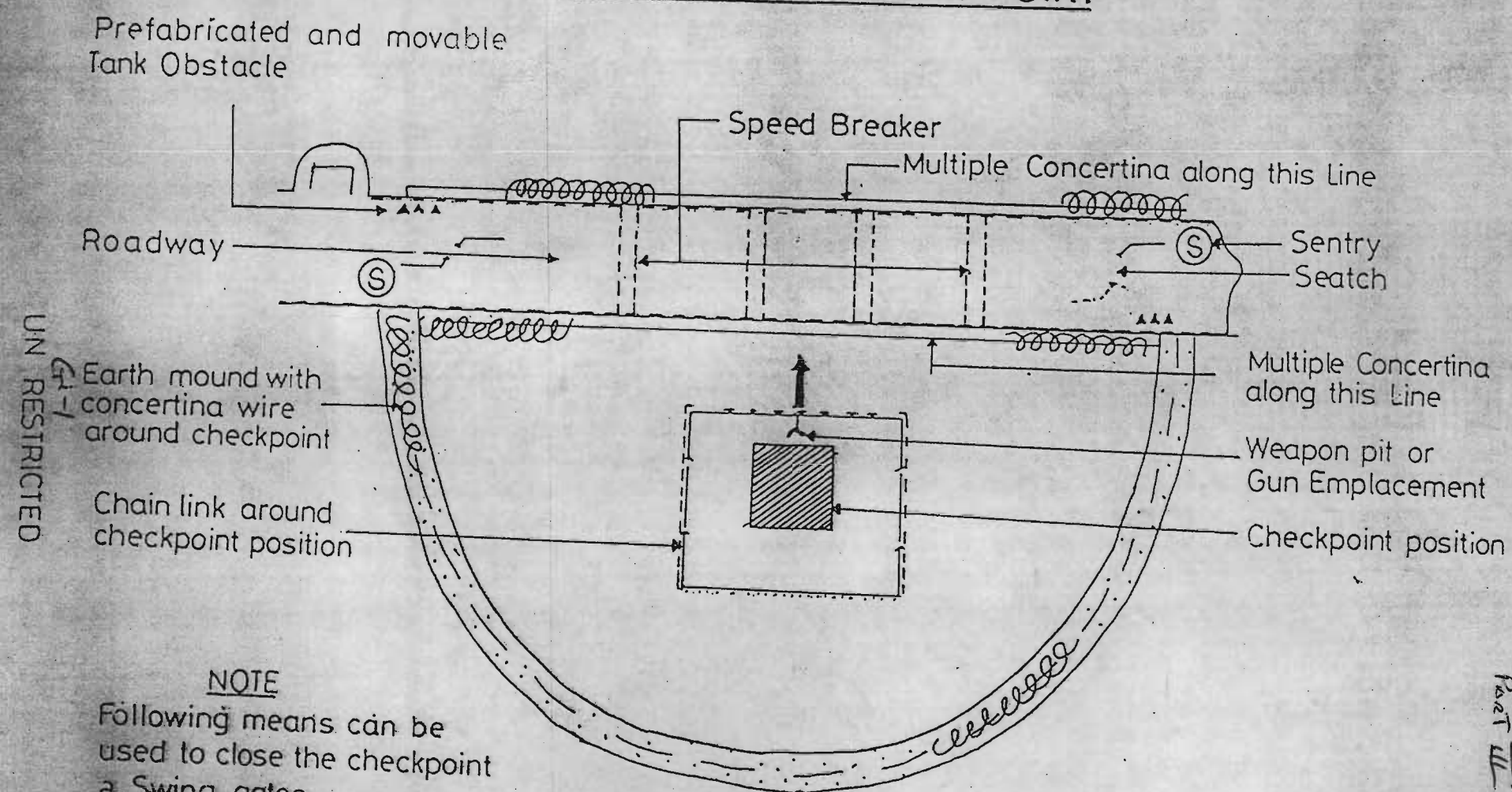
OUTRIDER/SCOUT TEAM (APC + SECTION)



OPPFOR ADVANCE GROUP

ANNEX J TO
UNMIA SOP PART III

UNAMIR
LAYOUT UNIFIL CHECK POINT



NOTE

Following means can be used to close the checkpoint

- a. Swing gates
- b. Spikes
- c. Chains

ANNEX K-3

ANNEX N2

SECT 21 - REPORTING

RESTRICTED

ANNEX O-2

Q
ANNEX 1-2
To part III

WEEKLY REPORT FORM

To: CO
ACOS LIAISON ORS/ MILOPS HQ
Through: SLO
From: Field Liaison Team

Subject: Weekly Report

1. General
2. Amal
3. Palestinian Resistance Groups
4. Hezbollah
5. Local population
6. Conclusions

Major Team Leader

Major

Q-2

3-2

UN RESTRICTED

~~ANNEX 5-2~~~~ANNEX 6~~~~ANNEX 7~~

ANNEX I-3

Annex K
to Part IIIINVESTIGATION REPORTREFERENCE TO COMPLAINT SERIAL:SECTOR:NAMES OF INVESTIGATING OBSERVERS:DATE INVESTIGATION CARRIED OUT:MAPS:SCALE:SUMMARY OF THE COMPLAINT OR INCIDENT:INVESTIGATION: (If insufficient space available, statements and evidence may be attached as annexes).CONCLUSIONS OR FINDINGS:REMARKS OF OIC:F10
PRESS ENTER
YES_____
Signature of OIC

K-2

(

UN RESTRICTED

**RULES OF ENGAGEMENT FOR ALL MEMBERS OF UNAMIR
MILITARY COMPONENT AUTHORIZED TO CARRY ARMS
AND AMMUNITION IN RWANDA**

1. DEFINITIONS

a. SELF DEFENCE

Action to protect oneself or ones Unit, when faced with an instant and overwhelming need, leaving no choice of means and no time for deliberation.

b. HOSTILE ACT

A hostile act is any aggressive action against personnel or equipment or Peacekeeping Forces and/or property under their responsibility.

c. MINIMUM FORCE

The minimum authorized degree of force which is necessary, reasonable and lawful in the circumstances.

2. GENERAL RULES

- a. You have the right to use force in self defence.
- b. In all situations, you are to use the minimum force necessary.
- c. Fire arms must ONLY be used as a last resort.

3. CHALLENGING

- a. Shout "UNO, HALT OR I SHOOT" or "ONU, HAGARARA CYANGWA NIWANGA NKURASE".
- b. Repeat the warning as many times as necessary.

P-1

UN RESTRICTED

UN RESTRICTED

- c. Charge weapons.
- d. Fire warning shots into safe ground ensuring that a ricochet is impossible.
- e. If necessary, open fire on order or under control of a superior.

4. OPENING FIRE WITHOUT CHALLENGING

Opening fire without challenging is permissible if an attack comes so unexpectedly that even a moment delay could:

- a. lead to death or serious injury to UN personnel.
- b. lead to death or serious injury to persons who are under the protection of UNAMIR.
- c. lead to the theft, damage or destruction of UNAMIR property or property UNAMIR has been mandated to protect.

5. ACTION DURING FIRING

- a. Aim while firing.
- b. Don't shoot more than necessary.
- c. Take all possible precaution in order not to hurt anybody else but the target.

6. ACTIONS AFTER FIRING

- a. Give first aid to any wounded.
- b. Record time of firing and type of weapons used.
- c. Report through chain of command by answering the questions: Who? Where? What? Why?

P-2

UN RESTRICTED

UN RESTRICTED

SECT 21

D

UNAMIR

FIRING CLOSE TO UNIFIL POSNS REPORT

ANNEX ~~II~~
To Part III

DATE:-----

PARA 1 (Reference)			PARA 2 TIME Z	PARA 3 (Identification and Origin)			PARA 4 How Close)	PARA 5 (Additional Information)	
A	B	C		A	B	C		A	B
Unit and Reporting Position	No.	Logging Time (Z)	"At-----" or "Between"----- and -----	a. Lebanc b. IDF c. PLO d. DFF f. UNID	Weapons Used and Number of Rounds	Origin Of Fire	a. Impacted within ... b. Impacted on c. Passed within d. Low over.....	Damage Casualties	Action taken by UNIT/UNIFIL OPS

Notes on compilation

1. Para 1A: Enter unit and reporting position. If vehicle, vehicle posn, If pers, pers posn.
2. Para 1B: Numerical sequence for the day.
3. Para 1C: Logging time given by UNIFIL OPS.
4. Para 2: Enter time firing took place or if prolonged, the start and finish time.
5. Para 3A: Appropriate letter to denote identification.
6. Para 3B: Type of weapon used and number of rounds.
7. Para 3C: Origin of fire if possible (e.g. UNK/DFF Haddathah/AMR)
8. Para 4: Report either A,B,C or D or combination. Then give actual assessed distance if appropriate
9. Para 5A: Give details of damage and/or casualties
10. Para 5B: Unit reports on its action (e.g. 2 red flares fired as warning, return of fire etc.) UNIFIL OPS will fill in Liaison Branch informed, once duty personnel have done so).

UN RESTRICTED

UN RESTR

UNAMIR
~~UNIFIL~~ SHOOTREPANNEX ~~1~~
To Part III

PARA 1			PARA 2	PARA 3	PARA 4	PARA 5	PARA 6	PARA 7	PARA 8	PARA 9
A	B	C	Z Time	Z Time Fire Ceased	a. Lebanese b. IDF c. PLO d. DFF e. AEs f. UNID	Weapons used and number of rounds	From: (orig) Ref. your location In general	To: (target) Ref. your location In general	Damage or Casualties	Action taken or additional information
Batt Unit	Reporting Posn	Logging Time	a. Seen b. Heard c. Combination							

Notes on compilation

1. Para 1: Enter Batt/unit and reporting time in sub-para A & B respectively. Logging time given by UNAMIR UNIFIL OPS after initial request to be entered in sub-para C.
2. Para 2: Enter the time that shooting was initiated stating whether it was actually seen or heard or seen and heard, i.e. combination.
3. Para 3: Enter the time that shooting ceased.
4. Para 4: Record the letter identifying the source of shooting
5. Para 5: Record the number and type of rounds fired (e.g. 250 rds HMG, 200 rds LMG).
6. Para 6: Enter the AMR of location of weapons firing (e.g. 8 or 6 figure grid or well known location DFF ALMA).
7. Para 7: Enter target/fall of shot (e.g. AMR, easy reference "250m SW of 6-20, north, UNK).
8. Para 8: Specify damage or casualties, if known.
9. Para 9: Any additional useful information (e.g. "assumed connected with"...or if nothing further "reported").

UN RESTRICTED