

MIR

G3 OPERATIONS/PLANS  
RULES OF ENGAGEMENT

13 MAY-14 OCT 1994

CONFIDENTIAL  
EL/WG JUNE 2009

PLEASE RETAIN  
ORIGINAL ORDER

UNARCHIVES

SERIES S-1062  
BOX 138  
FILE 5  
ACC. 1998/0283



UNAMIR - MINUAR

①

File No 5000.8 (PLANS)

To: DISTRIBUTION LIST

From: FC

Date: 14 Oct 94

Subject: AMENDMENT TO RULES OF ENGAGEMENT

Reference: A. HQUNAMIR OPDIR NO. 2 ROE dated 6 Oct 94

1. Please find enclosed, for your review and action, an amendment to the Rules of Engagement (ROE) which rationalizes the escalation of force procedures with the concept of minimum force. You are directed to remove the appropriate page and insert the amended page into the Reference. The affected change pertains to the proper sequencing of Sub-paragraphs 14c and 14d.

2. Commanders at all levels are required to:

- a. Have this directive translated and disseminated to every subordinate under their command if other than English/French; and
- b. Ensure that every subordinate under their commands understands the changes to this document.

G.C. Tousignant  
Major-General  
Force Commander

Enclosures: 2

Distribution List

Action

MA/FC  
MA/DFC & COS  
DCOF Ops  
DCOF Sp  
NAC  
Tad HQ  
List B  
List D

② LO 1 CDHR

1. I know that our side memoires are correct and I thereby assume our trg has been as well Pls cfm.

Col  
Comd CDR  
20.10

③

ce  
Actioned

10. Authority to Detain. Individuals shall only be detained, if they commit a hostile act, display hostile intent or carry out any activity which would require that force be used against them under paragraph 8.

11. Once detained, only minimal non-deadly force is authorized to prevent the escape of a detainee, unless there is a necessity to act in self-defence, in which case minimum force, up to and including deadly force, is authorized. However, if the individuals flee and the threat of their use of force has thus been removed, further force of any kind shall not be employed to apprehend them.

12. Any individual detained shall be turned over as soon as possible to appropriate civilian police authorities as designated by the Force Commander. Any weapons seized from detainees shall be confiscated or rendered militarily ineffective.

13. Detainees shall not be subject to intimidation, deprivation or humiliation. Medical care and the attention of medical personnel will be provided when required. Detainees will be given rations and shelter equivalent to that of UNAMIR personnel.

#### CHALLENGE AND ESCALATION PROCEDURES

14. Except where a response is required in accordance with paragraph 15, the following procedures are to be followed:

- a. Verbal or Visual Warning. Warn the aggressor to stop the activity, which in normal circumstances, should follow the following sequence:
  - (1) depending on the circumstances, a warning may be given orally, by a sign or by illumination (ie, hand-held red flares, search-lights, etc.). The issuance of a warning should also be passed up the chain of command with continuous Situation Reports;
  - (2) repeat the verbal or visual warning as many times as is necessary to ensure understanding or compliance;
- b. Charge Weapons. If authorized under State B of ROE No.2 (paragraph 15 refers);
- c. Non-Deadly Force. If warnings are ignored, employ minimal non-deadly force;
- d. Warning Shots. If the threat continues, employ aimed warning shots in a safe direction so that there is no danger of personal injury or collateral damage;
- e. Deadly Force. If minimal non-deadly force is either not feasible or fails, on order and under the control of a superior, minimal deadly force, such as single aimed shots, may be used until the threat is removed;
- f. Escalation of Deadly Force. Escalatory weapons fire with other weapons systems shall only be on the order of the appropriate commander in accordance with paragraph 6.

- b. Charger les armes. Sur autorisation dans la situation B du Règlement d'Engagement N°.2(référence au paragraphe 15);
- c. Force non-mortelle. Si les avertissements sont ignorés, employer le minimum de force non-mortelle;
- d. Tirs d'avertissement. Si la menace persiste, utiliser des tirs d'avertissement diriger dans une direction certaine afin de ne pas se faire mal ou de causer des dégâts secondaires.;
- e. Force mortelle. Si un minimum de force non-mortelle n'est pas applicable ou n'a pas d'effet, sur ordre et sous le contrôle d'un supérieur, on peut recourir à une force minimale mortelle, notamment des tirs non-automatiques diriger, jusqu'à ce que la menace soit écartée;
- f. Escalade de la force mortelle. L'escalade des armes à feu avec d'autres systèmes d'armes sera placée sous les ordres du seul commandant habilité en conformité avec le paragraphe 6.

TIR SANS AVERTISSEMENT OU ESCALADE.

15. Le seul moment où il est permis de faire usage de force mortelle sans avertissement ou escalade est quand une attaque par un agresseur vient de façon si inattendue que même un petit retard pourrait:

- a. causer la mort ou un dommage grave au personnel de la MINUAR ou à tout autre personnel militaire ou civil autorisé par les Nations unies;
- b. causer la mort ou un dommage grave à des personnes placées sous la protection de la MINUAR; ou
- c. conduire à un dommage ou destruction immédiate des biens de la MINUAR dans les circonstances décrites au paragraphe 8.b(2).

PROCEDURE DANS LE PROCESSUS D'OUVRIR LE FEU.

16. Tout usage d'armes à feu comme moyen d'exercer une force mortelle consistera en des tirs ciblés, c'est-à-dire viser au milieu de la masse visible de la cible. Les tirs doivent être contrôlés pour ne pas tirer aveuglément. Les tirs automatiques ainsi que l'emploi des armes de support ne seront utilisés qu'en dernier ressort et seulement sur autorisation tel que mentionné au paragraphe 6. Les tirs ciblés continueront aussi longtemps qu'il sera nécessaire pour atteindre le but immédiat. A travers des ordres pour contrôler les



## UNITED NATIONS

ASSISTANCE MISSION IN RWANDA



## NATIONS UNIES

MISSION POUR L'ASSISTANCE AU RWANDA

UNAMIR - MINUAR

File No 5000.8 (PLANS)

To: DISTRIBUTION LIST

From: FC

Date: 6 Oct 94

Subject: RULES OF ENGAGEMENT

Reference: A. HQUNAMIR OPDIR NO. 2 ROE dated 22 Jul 94

B. HQUNAMIR Amendment 1 to OPDIR NO. 2 dated 10 Sep 94

1. Please find enclosed, for your review and action, the revised Rules of Engagement (ROE) which incorporates the amendments of Reference B into Reference A and adds minor grammar changes to the french version.
2. Commander's at all levels are required:
  - a. to have this directive translated and disseminated to every subordinate under their command; and
  - b. to ensure that every subordinate under their command understands the contents of this document.
3. References A and B are cancelled.

G.C. Tousignant  
Major-General  
Force CommanderEnclosures: 2Distribution ListActionMA/FC  
MA/DFC & COS  
DCOS Ops  
DCOS Sp  
HAC  
Tac HQ  
List B  
List D

SECTION 9:OPERATIONAL DIRECTIVE NO. 02RULES OF ENGAGEMENTPART I

1. The conduct of military operations is controlled and regulated by the provision of international and national law, conventions and precedence. In the case of a United Nations (UN) conducted operation, it is the responsibility of the UN to set the parameters within which UN Forces will operate. Rules of Engagement (ROE) are the means by which the UN can provide to commanders at all levels the political and legal direction and guidance on the use of Force by UN personnel. ROE are drafted by the Force Commander, but are approved by the UN and may only be changed with UN authority.

2. These UNAMIR ROE are provided for UN Forces operating under the auspices of UN Security Council Resolution 925 dated 8 June 1994, which states in paragraph 4 that:

"... the consolidated mandate of UNAMIR includes the following:

- (a) To contribute to the security and protection of displaced persons, refugees and civilians at risk in Rwanda, including through the establishment and maintenance where feasible, of secure humanitarian areas;
- (b) To provide security and support for the distribution of relief supplies and humanitarian relief operations; and
- (c) To act as an intermediary between the parties in an attempt to secure their agreement to a ceasefire;..."

Paragraph 5 of the resolution particularly recognizes that:

"UNAMIR may be required to take action in self-defence against persons or groups who threaten protected sites and populations, United Nations and other humanitarian personnel or the means of delivery and distribution of humanitarian relief." Therefore circumstances could arise where the use of force by UNAMIR personnel could be necessary and justified.

PART IIDEFINITIONS

3. The following key definitions must be clearly understood by all personnel in UNAMIR:

- a. Force. The use of physical means to impose one's will. Military force is the use of the physical means provided by formed, armed and disciplined bodies of troops under unified command to achieve the same end and generally implies the potential to use significant levels of violence.
- b. Self-Defence. The use of force to protect:
  - (1) oneself and the personnel in one's unit,
  - (2) other UNAMIR military or civilian personnel,
  - (3) non-UNAMIR humanitarian aid personnel,
  - (4) displaced persons, refugees and civilians in sites or among populations under the protection of UNAMIR forces, or
  - (5) other UN-authorized military or civilian personnel, against a hostile act or hostile intent, where there is no other choice or time for deliberation.
- c. Hostile Act. A hostile act is an attack or other use of force against those entities listed in paragraph 3.b. above.
- d. Hostile Intent. Hostile intent is the threat of the imminent use of force against those entities listed in paragraph 3.b. above.
- e. Minimum Force. The minimum degree of authorized force which is necessary, reasonable and lawful in the circumstances.
- f. Collateral Damage. Damage to persons or property adjacent to, but not part of an authorized target.
- g. Non-deadly force. Any physical means of forcing compliance that does not pose a risk of death or serious bodily harm to the individual against whom the force is directed. This is usually through the use of physical force short of the use of firearms or other deadly weapons. Examples include: pushing and lesser forms of striking or hitting, and physically or mechanically restraining persons. Warning shots are non-deadly force, even though they involve the use of firearms.
- h. Deadly Force. This is the ultimate degree of force. Deadly force is that level of force which is intended or is likely to cause death or serious bodily harm regardless of whether death or serious bodily harm actually results.

### PART III

#### INSTRUCTIONS ON THE USE OF FORCE

##### APPLICABILITY

4. The ROE stated in this directive apply to all personnel provided by nations participating in UNAMIR under the provisions of UN Security Council Resolution 925 dated 8 June 1994. These ROE are written in the form of either prohibitions or permissions. Issued as prohibitions, they are orders not to take specific actions. Issued as permissions they are guidance to commanders that certain specific actions may be taken if they are judged necessary to achieve the aim of the mission.

##### COMMANDERS' RESPONSIBILITY

5. Commanders at all levels are required:
- a. to have this directive translated and disseminated to every subordinate under their command; and
  - b. to ensure that every subordinate under their command understands the contents of this document.

##### AUTHORIZATION LEVELS FOR THE USE OF FORCE

6. The use of deadly force for the different types of weapons will be authorized as follows:

- a. Force Commander or His Delegate:
  - (1) heavy support weapons (ie. rocket launchers, artillery pieces, light mortars, etc.); and
  - (2) heavy machine guns or cannons ( .50 cal, 20mm, etc.);
- b. In situations which are life threatening to UNAMIR troops, members of their unit or those they are ordered to protect, soldiers may use the following weapons:
  - (1) medium machine guns (i.e. FN MAG, M60, etc.)
  - (2) light machine guns; and
  - (3) all personal weapons on automatic or single shot fire.
- c. In situations which are not life threatening to soldiers, members of their unit or those they are ordered to protect, the use of deadly force for different types of weapons will be authorized as follows:
  - (1) Sector Commanders:
    - (a) medium machine guns (i.e. FN MAG, M60, etc.).



(b) light machine guns; and

(c) all personal weapons on automatic fire.

(2) Battalion Commander Down to NCO Level at the Scene of a Threat.

(a) Personal weapons for single shot fire.

NOTE: Commanders should be aware when using weapons of the principles of military necessity and proportionality.

PRINCIPLES FOR USE OF FORCE

7. When an incident occurs that requires the use of force, the following principles will be adhered to:

- a. if possible, negotiation and warnings must be exhausted before any use of force is initiated;
- b. only the minimum non-deadly and deadly force consistent with achieving the immediate aim shall be employed;
- c. except where authorized under paragraph 11, the escalation of force procedures pursuant to paragraph 14 must be exhausted before the use of any deadly force is initiated;
- d. deadly force is justified only under conditions of extreme necessity and as a last resort when all lesser means have failed or cannot reasonably be employed;
- e. escalation of the level of violence is to be minimized;
- f. collateral damage is to be minimized;
- g. the use of force in retaliation is prohibited; and
- h. use of force shall be controlled by the on-scene commander and is to cease once the aim has been achieved.

AUTHORITY TO USE FORCE

8. Force may be used as follows:

- a. Non-Deadly Force. UNAMIR personnel are authorized to use non-deadly force in the following circumstances:
  - (1) in self-defence ( as defined in paragraph 3.b.) against unarmed aggression;
  - (2) against unarmed attempts at infiltration or envelopment of UNAMIR units, compounds or locales;
  - (3) when UNAMIR premises are violated in unarmed attempts to steal UNAMIR property or property under the protection of the UN;

(4) when unarmed attempts are made to abduct or detain UNAMIR civilian or military personnel; and

(5) when unarmed attempts are made to prevent UNAMIR personnel from carrying out their responsibilities as ordered by their commanders.

b. Deadly Force. UNAMIR personnel are authorized to use deadly force in the following circumstances:

(1) in self- defence (as defined in paragraph 3.b.) against persons committing a hostile act or exhibiting hostile intent;

(2) to protect from damage or destruction, property or installations belonging to or under the protection of UNAMIR, including protected sites and the means for the distribution and delivery of humanitarian relief:

(a) which have been designated by the unit Commanding Officer, in consultation with the Force Commander, as essential to the success of the UNAMIR mission,

(b) which justify protection through the use of deadly force, and

(c) where there is no way to prevent the damage or destruction;

(3) to overcome forcible attempts to prevent UNAMIR Force discharging its duties, when authorized by the Force Commander;

(4) to resist armed attempts to disarm, abduct or detain UNAMIR military or civilian personnel;

(5) to resist armed attempts to compel UNAMIR personnel to withdraw from protection areas they were ordered to occupy by the Force Commander or his delegate; and

(6) to resist armed attempts to cut off a UNAMIR force.

#### AUTHORITY TO SEARCH AND DETAIN

9. Authority to stop and Search. UNAMIR personnel are authorized to stop all individuals attempting to enter or who are discovered inside any facilities under UNAMIR protection and to request that the individual submit to a consensual search of himself / herself and his/her vehicle where applicable. Any individual not willing to be searched shall be denied access, escorted from the premises or detained as appropriate. Searches of persons and their property are also authorized for the purpose of security. Such searches may be conducted with the minimal use of force necessary.

10. Authority to Detain. Individuals shall only be detained if they commit a hostile act, display hostile intent or carry out any activity which would require that force be used against them under paragraph 8.

11. Once detained, only minimal non-deadly force is authorized to prevent the escape of a detainee, unless there is a necessity to act in self-defence, in which case minimum force, up to and including deadly force, is authorized. However, if the individuals flee and the threat of their use of force has thus been removed, further force of any kind shall not be employed to apprehend them.

12. Any individual detained shall be turned over as soon as possible to appropriate civilian police authorities as designated by the Force Commander. Any weapons seized from detainees shall be confiscated or rendered militarily ineffective.

13. Detainees shall not be subject to intimidation, deprivation or humiliation. Medical care and the attention of medical personnel will be provided when required. Detainees will be given rations and shelter equivalent to that of UNAMIR personnel.

#### CHALLENGE AND ESCALATION PROCEDURES

14. Except where a response is required in accordance with paragraph 15, the following procedures are to be followed:

- a. Verbal or Visual Warning. Warn the aggressor to stop the activity, which in normal circumstances, should follow the following sequence:
  - (1) depending on the circumstances, a warning may be given orally, by a sign or by illumination (ie, hand-held red flares, search-lights, etc.). The issuance of a warning should also be passed up the chain of command with continuous Situation Reports;
  - (2) repeat the verbal or visual warning as many times as is necessary to ensure understanding or compliance;
- b. Charge Weapons. If authorized under State B of ROE No.2 (paragraph 15 refers);
- c. Warning Shots. If the threat continues, employ aimed warning shots in a safe direction so that there is no danger of personal injury or collateral damage;
- d. Non-Deadly Force. If warning shots are ignored, employ minimal non-deadly force;
- e. Deadly Force. If minimal non-deadly force is either not feasible or fails, on order and under the control of a superior, minimal deadly force, such as single aimed shots, may be used until the threat is removed;



- f. Escalation of Deadly Force. Escalatory weapons fire with other weapons systems shall only be on the order of the appropriate commander in accordance with paragraph 6.

#### OPENING FIRE WITHOUT WARNING OR ESCALATION

15. The only circumstance under which it is permissible to open fire without warning or escalation is if an attack by an aggressor comes so unexpectedly that even a moments delay could:

- a. lead to death or serious injury to UNAMIR personnel or to other UN-authorized military or civilian personnel;
- b. lead to death or serious injury to persons who are under the protection of UNAMIR; and
- c. lead to the immediate damage or destruction of UNAMIR property in the circumstances described in paragraph 8.b.(2).

#### PROCEDURE DURING FIRING

16. Any use of firearms as a means of applying deadly force, shall be aimed fire, ie, fired at the centre of the visible mass of the target. Fire must be controlled and will not be indiscriminate. Automatic fire and firing of support weapons will only be used as a last resort and only as authorized under paragraph 6. Fire for effect will only continue as long as it is necessary to achieve the immediate aim. Through fire control orders, the commander on the scene will indicate and control the fire, preferably directed at the leaders or instigators of the threat. Regular situation report will be forwarded through the chain of command.

17. Whenever possible, each escalation in the use of force should be authorized by the chain of command of UNAMIR. A request in clear by radio for authorization to fire can have a calming effect on its own. Permission to use higher level of force must be obtained from the appropriate commander in accordance with paragraph 6. The on-scene commander is responsible for assessing the situation and taking action appropriate to the situation.

#### PROCEDURE AFTER FIRING

18. After firing, commanders should ensure the following actions are taken.

- a. Medical. Any wounded, including those fired upon by UNAMIR personnel will be given first aid, if such an action can be done without further endangering the lives of UNAMIR personnel.
- b. Recording. Details of the incident will be recorded, including:
  - (1) date, time and place of firing;

- (2) unit and personnel involved;
- (3) the events leading up to the firing;
- (4) why UNAMIR personnel opened fire;
- (5) who or what was fired on;
- (6) the weapons fired; and
- (7) the apparent results of the firing.

c. Reporting. The above information and the current situation will be reported through the chain of command to Force HQ ATTN Force Commander and Deputy Chief of Staff Operations.

#### PART IV

##### RULES OF ENGAGEMENT

- 19. Rule No. one:            Authority to Carry Arms
  - a. State A: No authority; and
  - b. State B: Authority granted to carry weapons.
- 20. Rule No. Two:            Status of Weapons
  - a. State A: Weapons will be carried with loaded magazines.
  - b. State B: Weapons will be carried, charged and made safe.
- 21. Rule No. Three:            Response to Hostile Intent or Hostile Act without the Use of Fire
  - a. State A: Observe and report but will withdraw in order to preserve own force.
  - b. State B: Stay in place. Make contact and establish liaison with opposing force(s) and/or local authorities concerned.
  - c. State C: Observe and Report. Stay in place. Warn aggressor of intent to use force and demonstrate resolve by appropriate means without opening fire.
  - d. State D: Observe and Report. Stay in place. Warn aggressor of intent to use force and demonstrate resolve by appropriate means. Demonstrative use of fire is authorized.

22. Rule No. Four:      Disarmament of Paramilitary Personnel or Civilians

- (a) State A: No authorization granted.
- b. State B: Authorization is granted. In doing so, use minimum force and escalate to include use of deadly force if hostile intent is exhibited or a hostile act is committed. Hand over to appropriate authority at the earliest opportunity.

23. Rule No. Five:      Intervention and Warning Shots

- (a) State A: Intervention between warring factions is prohibited.
- b. State B: Intervention with deadly force against positively identified and designated targets only after warning shots have been fired as part of the warning process.

24. Rule No. Six:      Control of Weapons Systems

- (a) State A: Manning, preparation, movement and firing of weapons in the presence of the forces in conflict is prohibited.
- b. State B: Designated activity in the presence of the forces in conflict is permitted but will be specified by the following notes:
  - (1) Man (type of system);
  - (2) Prepare (type of system);
  - (3) Move (type of system); and
  - (4) Fire (type of system).

25. There are three ROE states that may apply in any given sector in Rwanda. These states are GREEN, YELLOW and RED and are described on UNAMIR Levels of Readiness/Alert pages in Annex A. In normal circumstances, the ROE status shall be GREEN.

Note: Changes in the normal status of the ROE for UNAMIR Forces as a whole will be ordered by the Force Commander or his delegate. Sector Commanders may order changes in normal status of the ROE for their sectors, if authorized by the Force Commander or his delegate. Contingent Commanders will inform or, if necessary, seek approval from national authority for the change in status.

PART V

CONCLUSION

26. The aim of this directive is to provide guidance to commanders and soldiers at all levels in the use of force. However, no definitive directive can be created that can detail every possible course of action for every possible situation. It is critical and mandatory that all members of UNAMIR understand these ROE and apply them to any and all situations that develop requiring the use of force.

27. Amendments to this directive will be issued as required and as approved by the UN.

Annex:

Annex A Aide-Memoire for Members of UNAMIR.



**INSTRUCTIONS FOR ALL MEMBERS OF  
THE UNAMIR MILITARY COMPONENT  
REGARDING OPENING FIRE IN RWANDA**

1. You are to avoid the use of force, if it is possible to do so, and your conduct must cause the least possible concern, fear or danger to the local population.
2. Your immediate commander will order any change in the states of weapon readiness. While your commander will normally issue the order to open fire, you have the right to use appropriate force in self-defence to protect yourself and those it is your duty to protect. Whenever possible a warning should be given before opening fire (see over).
3. If you have to use force, you must only use the **MINIMUM FORCE** necessary. **MINIMUM FORCE** normally involves the following sequential actions:
  - a. open display of weapons.
  - b. verbal warning.
  - c. barring access to the point being protected.
  - d. physical restraint.
  - e. warning shots.
  - f. pointing weapons, and
  - g. firing weapons.

**WARNINGS**

4. **WARNING BEFORE FIRING.** Whenever possible a warning should be given before firing. The warning should be given in a loud clear voice in ENGLISH/FRENCH or KINYARWANDA:

STOP-HANDS UP/ ARRETEZ LEVEZ LES MAINS/  
HAGARARA, AMABOKO HEJURU

(PAUSE)

STOP OR I WILL SHOOT/ ARRETEZ OU JE TIRE/  
HAGARARA, CYANGWA BAKURASE

5. **FIRE AFTER WARNING.** After warning you may fire on a person in order to avoid death or grievous bodily harm only if:

- a. the person is carrying a dangerous weapon (e.g. firearm, improvised firing device or machete); AND
- b. you believe the person is about to attack you, your unit, or any person it is your duty to protect; AND
- c. the person refuses to stop when called upon to do so; AND
- d. you believe there is no other way of stopping the person.

6. **FIRE WITHOUT WARNING.** You may fire without warning on a person in order to avoid death or grievous bodily harm only if that person:

- a. has used or is using a fire arm or other dangerous weapon against you, your unit or persons it is your duty to protect; OR
- b. is carrying what you believe to be a dangerous weapon, AND is clearly about to use it, AND you believe that there is no other way to protect yourself, your unit, or the persons it is your duty to protect.

7. If you have to fire, you must account for all rounds expended in an after action report submitted in writing to your immediate commander.

UNAMIR LEVELS OF READINESS/ALERT

SER	STATUS	UNITS/HQ	ACTION
1	GREEN	ALL	1. Normal activities 2. ROE: Rule 1-Status B, Rule 2-Status A, Rule 3-Status B, Rule 4-Status A, Rule 5-Status A, Rule 6-Status A.
2	YELLOW	HQ	1. Planning for next higher status commences. 2. Liaison increased. 3. VIP visits postponed. 4. No leave granted except on compassionate grounds.
		UNITS	1. Precautionary stage. 2. Double sentries. 3. Night movement restricted. 4. Test shelters. 5. Stand To/Local alarm practice. 6. No leave granted except on compassionate grounds. 7. Backup comms/units/wpns. 8. Reserves put on 3 hrs notice to move.
		ALL	ROE: Rule 1-Status B, Rule 2-Status B, Rule 3-Status C, Rule 4-Status A, Rule 5-Status A, Rule 6-Status A.
3	RED	HQ	1. General Alert. 2. VIP visits cancelled. 3. No leave granted. 4. Emergency movement only. 5. Special SITREPS to UNHQ. 6. Civilian evacuation if the situation warrants
		UNITS	
		ALL	1. Troops in defensive positions. 2. Troops in Stand To positions. 3. Reserves put on one hour notice to move. 4. No leave granted. 5. Troops on duty outside to wear flak jackets.  ROE: Rule 1-Status B, Rule 2-Status B, Rule 3-Status D, Rule 4-Status B, Rule 5-Status B, Rule 6-Status B.



AIDE MEMOIRE - RULES OF ENGAGEMENT

NOTE: GREEN status indicated in boxes

**RULE ONE: AUTHORITY TO CARRY ARMS**

STATE A: No authority granted.

STATE B: Authority granted to carry weapons.

**RULE TWO: STATUS OF WEAPONS**

STATE A: Weapons will be carried with loaded magazines.

STATE B: Weapons will be carried, charged and made safe.

**RULE THREE: RESPONSE TO HOSTILE INTENT OR HOSTILE ACT WITHOUT THE USE OF FIRE**

STATE A: Observe and report but will withdraw in order to preserve own forces.

STATE B: Stay in place. Make contact and establish liaison with opposing force(s) and/or local authorities concerned.

STATE C: Observe and report. Stay in place. Warn aggressor of intent to use force and demonstrate resolve by appropriate means without opening fire.

STATE D: Observe and report. Stay in place. Warn aggressor of intent to use force and demonstrate resolve by appropriate means. Demonstrative use of fire is authorized.

**RULE FOUR: DISARMAMENT OF PARAMILITARY PERSONNEL OR CIVILIANS**

STATE A: No authorization granted.

STATE B: Authorization is granted. In doing so, use minimum force and escalate to include use of deadly force if hostile intent is exhibited or a hostile act is committed. Hand over to appropriate authority at earliest opportunity.

**RULE FIVE: INTERVENTION AND WARNING SHOTS**

STATE A: Intervention between warring factions is prohibited.

STATE B: Intervention with deadly force against positively identified and designated targets only after warning shots have been fired as part of the warning process.

**RULE SIX: CONTROL OF WEAPON SYSTEMS**

STATE A: Manning, preparation, movement and firing of weapons in the presence of forces in conflict is prohibited.

STATE B: Designated activity in the presence of the forces in conflict permitted but will be specified by the following notes:

- (1) Man (type of system);
- (2) Prepare (type of system);
- (3) Move (type of system); and
- (4) Fire (type of system).

**SECTION 9 :**

**DIRECTIVE OPERATIONNELLE NO. 02**

**REGLEMENT D'ENGAGEMENT**

**1 ère PARTIE**

1. Le commandement des opérations militaires doit être contrôlé et réglementé par la clause de loi, de convention et de jurisprudence nationale et internationale. En ce qui concerne l'opération sous le commandement de l'Organisation des Nations Unies (ONU), il est du ressort de l'ONU de déterminer les paramètres dans lesquels doivent opérer les Forces de l'ONU. Les Règles d'Engagement (RDE) est le moyen employé par l'ONU pour fournir, aux commandants de tous les niveaux, des conseils et des instructions politiques et légales concernant l'usage de la Force par le personnel de l'ONU. Les RDE sont préparées par le Commandant des Forces; de plus elles doivent être approuvées par l'ONU et ne peuvent être modifiées que sous l'autorisation des Nations unies.

2. Ces Règles d'Engagement de la MINUAR sont prévues pour les Forces de l'ONU opérant sous les auspices de la Résolution no.925 du Conseil de Sécurité de l'ONU, Résolution datant du 8 Juin 1994, qui stipule dans son paragraphe 4 ce qui suit:

"... le mandat consolidé de la MINUAR comprend les clauses suivantes:

(a) contribuer à la sécurité et à la protection des personnes déplacées, des réfugiés et de personnes menacées au Rwanda, y compris, dans la mesure du possible, l'établissement et le maintien de zones humanitaires sûres;

(b) garantir la sécurité et l'assistance pour la distribution de l'aide ainsi que pour les opérations d'aide humanitaire; et

(c) agir comme intermédiaire entre les parties en essayant de garantir leur accord de cesser-le-feu;..."

Le paragraphe 5 de la résolution reconnaît particulièrement que:

"La MINUAR peut être obligé de prendre une action d'auto défense contre des personnes ou même des groupes s'attaquant soit à des sites ou des populations protégés, soit au personnel humanitaire ou des Nations Unies ou soit aux autres équipements de livraison et de distribution de l'aide humanitaire." Par conséquent, des circonstances peuvent surgir où l'usage de la force par le personnel de la MINUAR pourrait être nécessaire et justifié.

## DEUXIEME PARTIE

### DEFINITIONS

3. Les définitions clés suivantes doivent être bien comprises par tout le personnel de la MINUAR:

- a. La force. L'usage des moyens physiques pour imposer sa volonté. La force militaire est l'usage des moyens physiques fournis par des corps de troupes formés, armés et disciplinés sous un commandement unifié pour atteindre une même fin, ceci impliquant généralement la possibilité de l'usage de la violence à des niveaux importants.
- b. Auto- défense. L'usage de la force pour protéger:
  - (1) soi-même et le personnel de son unité,
  - (2) autre personnel militaire ou civil de la MINUAR,
  - (3) le personnel d'assistance humanitaire n'appartenant pas à la MINUAR,
  - (4) des personnes déplacées, réfugiées ou civiles se trouvant dans des sites ou parmi des populations sous la protection des forces de la MINUAR, ou
  - (5) autre personnel militaire ou civil autorisé par les Nations Unies, contre une intention ou un acte hostile où l'on n'a pas d'autre choix ni le temps de délibérer.
- c. Acte hostile. Un acte hostile est une attaque ou autre emploi de la force contre les entités énumérées au paragraphe 3.b. ci-dessus.
- d. Intention hostile. Une intention hostile est une menace d'usage imminent de la force contre les entités énumérées au paragraphe 3.b. ci-dessus.
- e. Force minimale. Le degré minimum de force autorisée qui est nécessaire, raisonnable et légale dans les circonstances.
- f. Domage collatéral. Domage causé aux personnes ou aux biens adjacents mais ne faisant pas partie de la cible autorisée.



- g. Force non-mortelle. Tout moyen physique pour contraindre à accepter qui ne comporte pas de risque de mort ou de dommage physique grave contre l'individu sur lequel la force est exercée. Il s'agit généralement de l'usage de la force moins l'emploi des armes à feu ou d'autres armes mortelles. Les exemples comprennent le fait de pousser et donner des formes de coups légers, contraindre des personnes par des moyens physiques ou mécaniques. Des tirs d'avertissement relèvent de la force non-mortelle même si ça comporte l'usage des armes à feu.
- h. Force mortelle. C'est le dernier degré dans l'usage de la force. Il s'agit de ce niveau où la force exercée vise à causer ou peut causer la mort ou un dommage corporel grave indépendamment de l'effet réel qui en résulte.

### TROISIEME PARTIE

#### INSTRUCTIONS SUR L'USAGE DE LA FORCE

##### DOMAINE D'APPLICATION

4. Les Règles d'Engagement citées dans cette circulaire s'appliquent à tout le personnel fourni par toutes les nations participant à la MINUAR selon les dispositions de la Résolution 925 du Conseil de Sécurité des Nations Unies du 8 Juin 1994. Ces Règles apparaissent sous forme d'interdiction ou de permission. Sous forme d'interdiction, elles sont des ordres de ne pas mener des actions spécifiques. Sous forme de permission, elles servent de guide aux commandants sur certaines actions qui peuvent être menées si elles sont jugées nécessaires pour atteindre les objectifs de la mission.

##### LA RESPONSABILITE DES COMMANDANTS

- 5. Les commandants à tous les niveaux sont chargés de:
  - a. faire traduire cette circulaire et la diffuser à chacune des personnes sous leurs ordres; et
  - b. s'assurer que toute personne sous leurs ordres comprend le contenu du présent document.

##### NIVEAUX D'AUTORISATION POUR FAIRE USAGE DE LA FORCE

6. L'usage de la force mortelle avec les différents types de systèmes d'armes sera autorisé comme suit:

a. Le commandant de la Force ou son Représentant

(1) Armes de couverture lourdes (càd lance-roquettes, pièces d'artillerie, mortiers légers, etc.); et

(2) Mitrailleuses lourdes ou canons ( .50 cal, 20mm, etc.).

b. Dans des situations où leurs vies, celle des membres de leurs unités ou de ceux qu'ils sont chargés de protéger sont menacées, les soldats peuvent utiliser les armes suivantes:

(1) mitrailleuses moyennes (càd. FN MAG, M60, etc);

(2) mitrailleuses légères; et

(3) toute arme personnelle automatique ou non-automatique.

c. Dans des situations où leurs vies, celle des membres de leurs unités ou de ceux qu'ils sont chargés de protéger ne sont pas menacées, l'usage de la force mortelle avec les différents types d'armes sera autorisé comme suit:

(1) Commandants de Secteurs :

(a) mitrailleuses moyennes (càd. FN MAG, M60, etc.);

(b) mitrailleuses légères; et

(c) toute arme personnelle automatique.

(2) Du commandant de bataillon au Sous-Officier se trouvant sur la scène de menace:

(a) Armes personnelles non-automatiques.

NOTE: Au moment de l'utilisation des armes, les commandants doivent se souvenir de la nécessité et la proportionnalité militaires.

PRINCIPES REGISSANT L'USAGE DE LA FORCE

7. Quand un incident survient où l'usage de la force est nécessaire, l'on devra s'en tenir aux principes suivants:

a. Si possible, les moyens de négociation et d'avertissement doivent être exploités à fond avant de commencer tout usage de la force;

- b. Il faudra employer seulement le minimum de la force mortelle ou non-mortelle requis pour atteindre l'objectif immédiat;
- c. Excepté là où c'est autorisé sous le paragraphe 11, l'échelle des procédures de force selon le paragraphe 14 doit être épuisée avant de faire appel à l'usage de la force mortelle;
- d. La force mortelle est justifiée seulement dans des conditions d'extrême nécessité et en dernier ressort quand tous les moyens plus simples ont échoué ou ne peuvent pas être pratiquement employés;
- e. La violence utilisée doit être réduite au minimum;
- f. Les dommages secondaires doivent être réduits au minimum;
- g. L'usage de la force en représailles est interdit; et
- h. L'usage de la force est contrôlé par le commandant présent sur la scène et il doit cesser une fois que l'objectif a été atteint.

#### PERMISSION DE FAIRE USAGE DE LA FORCE

8. La force peut être employée comme suit:

- a. La force non-mortelle. Le personnel de la MINUAR est autorisé à faire usage de la force dans les circonstances suivantes:
  - (1) en cas d'auto-défense( telle que définie au paragraphe 3.b.) contre un groupe non-armé;
  - (2) contre des tentatives non-armées pour infiltrer ou encercler des unités, enceintes ou locaux de la MINUAR;
  - (3) quand les bâtiments de la MINUAR sont violés dans des tentatives non-armées pour voler les biens de la MINUAR ou des biens placés sous la protection des Nations Unies.
  - (4) contre des tentatives non-armées pour enlever ou détenir le personnel militaire ou civil de la MINUAR; et
  - (5) quand des tentatives non-armées sont faites pour empêcher le personnel de la MINUAR d'exécuter les ordres de leurs commandants.



b. Force mortelle. Le personnel de la MINUAR est autorisé à faire usage de force mortelle dans les circonstances suivantes:

(1) en cas d'auto-défense (telle que définie au paragraphe 3.b.) contre des personnes qui posent un acte hostile ou montrent une intention hostile;

(2) pour protéger, contre dommage ou destruction, des biens ou installations appartenant à ou placés sous la protection de la MINUAR, y compris des sites protégés ainsi que les moyens de livraison et de distribution de l'aide humanitaire:

(a) qui ont été jugés essentiels pour le succès de la mission de la MINUAR par l'officier chargé du commandement de l'unité en consultation avec le Commandant de la Force,

(b) qui justifient la protection moyennant l'usage d'une force mortelle, et

(c) là où il n'y a pas d'autre moyen d'empêcher le dommage ou la destruction;

(3) pour maîtriser des tentatives armées voulant empêcher les Forces de la MINUAR de remplir leurs devoirs, quand ils sont autorisés par le commandant de la Force;

(4) pour résister à des tentatives armées voulant désarmer, enlever ou détenir le personnel militaire ou civil de la MINUAR;

(5) pour résister à des tentatives armées voulant contraindre le personnel de la MINUAR à se retirer des régions sous sa protection occupées sur ordre du Commandant de la Force ou de son représentant; et

(6) pour résister à des tentatives armées voulant couper la Force de la MINUAR.

#### AUTORISATION DE FOUILLE ET DE DETENTION

9. Autorisation de stopper et de fouiller. Le personnel de la MINUAR est autorisé à arrêter tout individu qui tente d'entrer ou qui est découvert à l'intérieur des bâtiments sous la protection de la MINUAR et d'exiger de lui ou d'elle de se soumettre à une fouille unanime de soi-même et de son véhicule, le cas échéant. A toute personne qui n'accepte pas d'être fouillée on lui refusera l'accès et elle sera conduite hors du bâtiment sous escorte ou détenue selon les normes en vigueur. Des fouilles de personnes

ainsi que de leurs biens sont aussi autorisées pour les besoins de la sécurité. De telles fouilles peuvent être menées avec le minimum nécessaire d'usage de la force.

10. Autorisation de détention. Les personnes ne seront détenues que quand elles auront commis un acte hostile, affiché une intention hostile, mené toute activité qui requerrait l'usage de la force contre elles tel que stipulé par le paragraphe 8.

11. Une fois que quelqu'un est détenu, seule une force minimale non-mortelle est autorisée pour prévenir son évasion, à moins qu'il y ait une nécessité d'agir pour s'auto-défendre, dans lequel cas une force minimale est autorisée, y compris la force mortelle. Cependant, si des gens parviennent à s'enfuir et que par conséquent la menace de leur usage de la force est éloignée, aucune force de quelque nature que ce soit ne peut plus être exercée pour les appréhender.

12. Tout détenu sera remis aussitôt que possible aux autorités de police civile habilitées désignées par le Commandant de la Force. Toutes les armes saisies sur des détenus seront confisquées ou rendues militairement inefficaces.

13. Les détenus ne doivent pas être soumis à l'intimidation, la privation ou l'humiliation. Les soins médicaux ainsi que l'attention du personnel médical seront accordés chaque fois que de besoin. Les détenus auront droit aux mêmes rations et abris que ceux du personnel de la MINUAR.

#### PROCEDURES DE DEFI ET D'ESCALADE

14. Sauf dans le cas où une riposte s'avère nécessaire en conformitant avec le paragraphe 15, autrement les procédures suivantes doivent être suivies:

a. Avertissement verbal ou visuel. Avertir l'agresseur d'arrêter son activité, ce qui, dans des circonstances normales, devrait suivre la séquence suivante:

(1) selon les circonstances, un avertissement peut être oral, un signe ou une illumination(càd des feux signalisateurs tenus en mains, des lampes-torches, etc.). Le fait de donner un avertissement devrait être communiqué au niveau supérieur de commandement accompagné de rapport continuels sur la situation;

(2) répéter l'avertissement verbal ou visuel autant de fois que nécessaire pour s'assurer qu'il est compris ou accepté;

- b. Charger les armes. Sur autorisation dans la situation B du Règlement d'Engagement N°.2(référence au paragraphe 15);
- c. Tirs d'avertissement. Si la menace persiste, utiliser des tirs d'avertissement diriger dans une direction certaine afin de ne pas se faire mal ou de causer des dégâts secondaires.;
- d. Force non-mortelle. Si les tirs d'avertissement sont ignorés, employer le minimum de force non-mortelle;
- e. Force mortelle. Si un minimum de force non-mortelle n'est pas applicable ou n'a pas d'effet, sur ordre et sous le contrôle d'un supérieur, on peut recourir à une force minimale mortelle, notamment des tirs non-automatiques diriger, jusqu'à ce que la menace soit écartée;
- f. Escalade de la force mortelle. L'escalade des armes à feu avec d'autres systèmes d'armes sera placée sous les ordres du seul commandant habilité en conformité avec le paragraphe 6.

#### TIR SANS AVERTISSEMENT OU ESCALADE.

15. Le seul moment où il est permis de faire usage de force mortelle sans avertissement ou escalade est quand une attaque par un agresseur vient de façon si inattendue que même un petit retard pourrait:

- a. causer la mort ou un dommage grave au personnel de la MINUAR ou à tout autre personnel militaire ou civil autorisé par les Nations unies;
- b. causer la mort ou un dommage grave à des personnes placées sous la protection de la MINUAR; ou
- c. conduire à un dommage ou destruction immédiate des biens de la MINUAR dans les circonstances décrites au paragraphe 8.b(2).

#### PROCEDURE DANS LE PROCESSUS D'OUVRIR LE FEU.

16. Tout usage d'armes à feu comme moyen d'exercer une force mortelle consistera en des tirs ciblés, c'est-à-dire viser au milieu de la masse visible de la cible. Les tirs doivent être contrôlés pour ne pas tirer aveuglément. Les tirs automatiques ainsi que l'emploi des armes de support ne seront utilisés qu'en dernier ressort et seulement sur autorisation tel que mentionné au paragraphe 6. Les tirs ciblés continueront aussi longtemps qu'il sera nécessaire pour atteindre le but immédiat. A travers des ordres pour contrôler les

tirs, le commandant sur place indiquera et contrôlera les tirs dirigés de préférence sur les meneurs ou sur les instigateurs de la menace. Un rapport régulier sur la situation sera transmis à travers la chaîne de commandement.

17. Chaque fois que possible, l'intensification de l'usage de force devrait être autorisée par la chaîne de commandement de la MINUAR. Un appel explicite par radio pour demander l'autorisation d'ouvrir le feu peut à lui seul provoquer un effet pacificateur. La permission de passer à un niveau supérieur de force doit être obtenue du commandant habilité en conformité avec le paragraphe 6. Le commandant sur place est responsable de l'évaluation de la situation et de la prise d'une action appropriée à la situation.

PROCEDURE APRES L'OUVERTURE DU FEU.

18. Après l'ouverture du feu, les commandants devraient s'assurer que les actions suivantes sont menées.

- a. Action médicale. Toute personne blessée, y compris celles sur lesquelles le personnel de la MINUAR a tiré, bénéficiera de l'assistance de première nécessité à condition qu'une telle action puisse se faire sans mettre davantage en danger les vies du personnel de la MINUAR.
- b. Enregistrement. Les détails sur l'incident seront enregistrés, y compris:
  - (1) la date, l'heure et le lieu où l'ouverture du feu a eu lieu;
  - (2) l'unité et le personnel impliqués;
  - (3) les événements qui ont conduit à l'ouverture du feu;
  - (4) pourquoi le personnel de la MINUAR a ouvert le feu;
  - (5) sur qui ou quoi est-ce qu'on a tiré;
  - (6) les armes utilisées; et
  - (7) le résultat apparent des coups tirés.
- c. Rapport. Les informations ci-haut ainsi que la situation qui prévaut doivent être transmises à travers la chaîne de commandement au Quartier Général de la Force à l'attention du Commandant de la Force et de l'Officier Chef des Opérations.



## QUATRIEME PARTIE

### REGLES D'ENGAGEMENT

19. Règle No. Un: Autorisation de porter des armes a feu
- a. Situation A : Pas d'autorisation; et
  - b. Situation B : Autorisation accordée de porter des armes a feu.
20. Règle No. Deux: Etat des armes
- a. Situation A: Les armes seront portées avec des chargeurs remplis.
  - b. Situation B: Les armes seront portées chargés mais sécurisés.
21. Règle No. Trois: Riposte à une intention ou un acte hostile sans faire usage des armes a feu
- a. Situation A : Observer et transmettre un rapport, mais se retirer en vue de préserver sa propre force.
  - b. Situation B : Rester sur place. Contacter et établir une liaison avec la(les) force(s) opposée(s) et/ou les autorités locaux concernées.
  - c. Situation C : Observer et faire un rapport. Rester sur place. Prévenir l'agresseur de votre intention de faire usage de la force et montrer votre fermeté par des moyens appropriés sans ouvrir le feu.
  - d. Situation D : Observer et faire un rapport. Rester sur place. Prévenir l'agresseur de votre intention de faire usage de la force et montrer votre fermeté par des moyens appropriés. L'usage de l'arme a feu à titre démonstratif est autorisé.

22. Règle No. Quatre : Désarmement du personnel paramilitaire ou des civils.

- a. Situation A : Aucune autorisation.
- b. Situation B : Autorisation accordée. Au cours du désarmement, faire usage de force minimum et monter jusqu'à l'usage de force mortelle si une intention hostile est démontrée ou un acte hostile est commis. Remettre l'affaire à l'autorité appropriée à la première occasion.

23. Règle No. Cinq : Intervention et tir d'avertissement

- a. Situation A : L'intervention entre les partis en guerre est interdite.
- b. Situation B : Intervenir avec une force mortelle contre des cibles bien identifiées et désignées après que des coups d'avertissement aient été tirés dans le cadre du processus d'avertissement.

24. Règle No. Six : Contrôle des systèmes d'armes

- a. Situation A : Il est interdit d'obtenir, préparer, déplacer et de faire usage des armes à feu en présence des forces en conflit.
- b. Situation B : L'activité nommée ci-haut peut se dérouler en présence des forces en conflit mais elle sera spécifiée par les notes suivantes:

- (1) Obtenir (type de système);
- (2) Préparer (type de système);
- (3) Déplacer (type de système);
- (4) Ouvrir le feu (type de système).

25. Il existe 3 situations de Règles d'Engagement qui peuvent s'appliquer dans n'importe quel secteur du RWANDA. Ces situations sont dénommées VERTE, JAUNE et ROUGE et elles sont décrites sur la rubrique "Niveaux de préparation/Alerte de la MINUAR" qui suit l'Annexe A. Dans les conditions normales, la situation des Règles d'Engagement sera VERTE.

NOTE: Les modifications de la situation normale des Règles d'Engagement pour les Forces de la MINUAR en général seront faites sur ordre du Commandant de la Force ou de son Représentant. Les Commandants des Secteurs peuvent ordonner des changements dans la situation normale des Règles d'Engagement pour leurs secteurs, sur autorisation du Commandant de la Force ou de son Représentant. Les Commandants des Contingents aviseront ou, si nécessaire, requerront l'approbation des autorités de leurs pays pour changer de situation.

#### CINQUIEME PARTIE

#### CONCLUSION

26. L'objectif de cette circulaire est de fournir un guide aux commandants et soldats de tous les niveaux en cas d'usage de la force. Cependant, il n'est pas possible de faire une circulaire définitive qui puisse détailler toute action possible pour toute situation possible. Il est important et obligatoire que tout le personnel de la MINUAR comprenne ces Règles d'Engagement et les applique à toute situation qui se produit nécessitant l'usage de la force.

27. Les amendements à cette circulaire seront faits tels que requis et approuvés par les Nations unies.

#### Annexe:

Annexe A      Aide-Mémoire pour le personnel de la MINUAR.



**DIRECTIVES POUR TOUT LE PERSONNEL MILITAIRE DE LA MININUAR  
CONCERNANT L'OUVERTURE DU FEU AU RWANDA.**

1. Vous devez éviter l'usage de la force, si c'est possible de le faire, et votre comportement doit causer le moins d'inquiétude, de peur ou de danger possible à la population locale.
2. Votre commandant immédiat pourra ordonner des changements dans les niveaux de préparation d'armes. Alors que normalement votre commandant donnera l'ordre d'ouvrir le feu, vous avez le droit de faire usage de la force nécessaire en cas d'auto-défense pour vous protéger vous-même et ceux dont il est votre devoir de protéger. Chaque fois que possible, un avertissement devra être donné avant d'ouvrir le feu (voir verso).
3. Si vous devez absolument faire usage de la force, vous ne devez employer que le **MINIMUM DE FORCE** nécessaire. Normalement, le **MINIMUM DE FORCE** implique la succession des actions suivantes:
  - a. exhibition d'armes.
  - b. avertissement verbal.
  - c. refus d'accès à l'endroit sous protection.
  - d. restriction physique.
  - e. tirs d'avertissement.
  - f. pointer les armes, et
  - g. faire feu.

**AVERTISSEMENTS**

4. **AVERTISSEMENT AVANT D'OUVRIR LE FEU.** Chaque fois que c'est possible, un avertissement doit être donné avant de tirer. L'avertissement doit être clairement donné à haute voix en ANGLAIS/FRANCAIS ou en KINYARWANDA:

STOP-HANDS UP/ ARRETEZ, LEVEZ LES MAINS/  
HAGARARA, AMABOKO HEJURU  
(PAUSE)

STOP OR I WILL SHOOT/ ARRETEZ OU JE TIRE  
HAGARARA, CYANGWA BAKURASE

5. FAIRE FEU APRES AVERTISSEMENT. Après avertissement, vous pouvez tirer sur une personne afin d'éviter la mort ou un dommage corporel grave si et seulement si:

- a. la personne porte une arme dangereuse (ex. une arme à feu, un engin improvisé pour faire feu ou une machète); ET
- b. vous croyez que la personne est sur le point de vous attaquer vous-même, votre unité, ou toute personne dont il est votre devoir de protéger; ET
- c. la personne refuse de s'arrêter quand elle est appelée à le faire; ET
- d. vous estimez qu'il n'y a pas d'autre moyen d'arrêter la personne.

6. FAIRE FEU SANS AVERTISSEMENT. Vous pouvez tirer sur une personne sans avertissement en vue d'éviter la mort ou un dommage corporel grave si et seulement si la personne:

- a. a employé ou est entrain d'employer une arme à feu ou autre arme dangereuse contre vous, votre unité ou des personnes dont il est votre devoir de protéger; OU
- b. porte ce que vous estimez une arme dangereuse, ET elle est visiblement sur le point de l'employer, ET vous estimez qu'il n'y a pas d'autre moyen de vous protéger vous-même, votre unité, ou les personnes dont il est votre devoir de protéger.

7. Si vous devez absolument tirer, vous devez rendre compte de tous les coups tirés dans un rapport rédigé et soumis à votre commandant immédiat après l'action menée.

NIVEAUX DE PREPARATION/ALERTE DE LA MINUAR

No	SITUATION	UNITES/QG	ACTION
1	VERTE	TOUS	1. Activités normales 2. RDE: Règle 1-Situation B, Règle 2-Situation A, Règle 3- Situation B, Règle 4- Situation A, Règle 5-Situation A, Règle 6- Situation A.
2	JAUNE	QG	1. Début de préparation pour la situation qui suit. 2. Augmentation des liaisons. 3. Visites des personnalités importantes annulées. 4. Pas de congé excepté pour des raisons humanitaires.
		UNITES	1. Stade de précaution. 2. Double Sentinelle. 3. Restriction du mouvement nocturne. 4. Tester les abris. 5. Alerter les troupes. 6. Pas d'accord de congé sauf pour des raisons humanitaires. 7. Consolider les communications, les unités et les armes. 8. 3 heures de préparation accordées aux troupes en réserve pour se mettre en mouvement.
		TOUS	RDE: Règle 1-Situation B, Règle 2-Situation B, Règle 3-Situation C, Règle 4-Situation A, Règle 5-Situation A, Règle 6-situation A.

3	ROUGE	QG	1. Alerte générale. 2. Visites des personnalités importantes annulées. 3. Pas de congé. 4. Seuls les mouvements d'urgence sont permis. 5. Envoi des rapports spéciaux sur la situation au Quartier Général des Nations Unies. 6. Evacuation des civils si la situation le permet.
		UNITES	1. Les troupes en position défensive. 2. Les troupes en position d'alerte. 3. Une heure de préparation accordée aux troupes en réserve pour se mettre en mouvement. 4. Pas d'accord de congé. 5. Les troupes de garde à l'extérieur portent des flak jackets.
		TOUS	RDE: Règle 1-Situation B,Règle 2-Situation B,Règle 3-Situation D, Règle 4-Situation B,Règle 5-Situation B,Règle 6-Situation B.



AIDE MEMOIRE - REGLES D'ENGAGEMENT

NOTE: La situation VERTE est encadrée.

REGLE UNE:       AUTORISATION DE PORTER DES ARMES A FEU

SITUATION A:    Pas d'autorisation.

SITUATION B:    Autorisation accordée de porter des armes a feu.

REGLE DEUX:     ETAT DES ARMES

SITUATION A:    Les armes seront portées avec des chargeurs remplis.

SITUATION B:    Le armes seront chargées mais sécurisées.

REGLE TROIS:    RIPOSTE A UNE INTENTION OU ACTE HOSTILE SANS FAIRE USAGE DES ARMES A FEU

SITUATION A:    Observer et transmettre un rapport mais se retirer pour ses propres forces.

SITUATION B:    Rester sur place. Contacter et établir une liaison avec la(les) force(s) opposée(s) et/ou les autorités locaux concernées.

SITUATION C:    Observer et faire un rapport. Rester sur place. Avertir l'agresseur de votre intention de faire usage de la force et se montrer ferme par des moyens appropriés sans ouvrir le feu.

SITUATION D:    Observer et faire un rapport. Rester sur place. Avertir l'agresseur de votre intention de faire usage de la force et se montrer ferme par des moyens appropriés. L'usage du feu à titre démonstratif est autorisé.

**REGLE QUATRE: DESARMEMENT DU PERSONNEL PARAMILITAIRE OU DES CIVILS**

SITUATION A: Pas d'autorisation.

SITUATION B: Autorisation accordée. Au cours de cette activité, faire usage de force minimum et monter jusqu'à l'emploi de la force mortelle si une intention hostile est démontrée ou un acte hostile commis. Remettre l'affaire à l'autorité appropriée à la première occasion.

**REGLE CINQ: INTERVENTION ET TIR D' AVERTISSEMENT**

SITUATION A: Intervention interdite.

SITUATION B: Intervention avec usage de la force mortelle contre des cibles bien identifiées et nommées après que des coups d'avertissement aient été tirés dans le cadre d'un processus de d'avertissement.

**REGLE SIX: CONTROLE DES SYSTEMES D'ARMES**

SITUATION A: Il est interdit d'obtenir, préparer, déplacer, et de faire usage des armes à feu en présence des forces en conflit.

SITUATION B: l'activité ci-haut décrite est permise en présence des forces en conflit mais elle sera explicitée par les remarques suivantes:

- (1) Obtenir (type de système);
- (2) Préparer (type de système);
- (3) Déplacer (type de système); et
- (4) Faire feu (type de système).



UNAMIR - MINUAR

File No 5000.8 (PLANS)

To: DISTRIBUTION LIST

From: DFC/COS *[Signature]*

Date: 6 Oct 94

Subject: OFFICER TRAINING - RULES OF ENGAGEMENT(ROE)

Reference: A. HQUNAMIR SOP, SECTION 9, OPDIR NO. 2 ROE  
dated 6 Oct 94

1. Rules of Engagement (ROE) are the means by which the UN can provide to commanders at all levels the political and legal direction and guidance on the use of force by UN personnel. It follows that the staff must also have a clear understanding of ROE. To this end, a one hour period of training for all UNAMIR staff officers will be conducted on Sunday 16 Oct 94.

2. Addressees are requested to ensure maximum attendance. Training will commence at 1130 hours in HQ UNAMIR TV room.

3. Attendees are encouraged to read the Reference prior to the training session.

Distribution List

Action

DCOS OPS  
DCOS SP  
FMO  
MA/FC  
FSO

Info

FC

② *[Redacted]*  
G3 Plans  
G2  
G3 Engr  
G3 Air  
CLO

I expect all offrs unless  
on lte to attend.

800  
All Duty Officers  
and Senior Duty  
Officers not on duty  
to attend *[Signature]*

7/10 G2 OPS

3000, 36 (ops)

*[Signature]*  
Col  
DCOS OPS  
7.10

UNCLASSIFIED

DCOS OPS  
5000.7 (PLANS)

01 03 271000Z SEP 94 PP UUUU

PLANS 017

HQ UNAMIR

LIST A

LIST B

LIST C

UNCLAS PLANS 017

SUBJ: ACTION TO BE TAKEN ON UNAMIR PERSONNEL OPENING FIRE

REFS: A. HQ UNAMIR OP DIRECTIVE 02 - ROE - 22 JUL 94.

B. AMENDMENT 1 TO REF A DATED 10 SEP 94.

C. THE PROCEDURE TO BE ADOPTED IN THE EVENT OF UNAMIR PERSONNEL  
OPENING FIRE IS AS FOLLOWS:

A. HQ UNAMIR DUTY OFFICER IS TO BE INFORMED THAT THE EVENT HAS  
OCCURRED BY THE FASTEST POSSIBLE MEANS. THE SECTOR COMMANDER OR  
COMMANDING OFFICER CONCERNED IS TO FOLLOW THIS UP:

- (1) WITH A DETAILED REPORT WITHIN ONE HOUR OF THE EVENT.
- (2) WITH A WRITTEN REPORT WITHIN 3 HOURS OF THE EVENT.

B. DURING NORMAL WORKING HOURS, THE DUTY OFFICER IS TO INFORM:

- (1) DCOS OPS OR HIS SUBORDINATE.
- (2) MA/FC OR MA/DFC.
- (3) CONTINGENT COMMANDER CONCERNED, IF HE IS NOT ALREADY

3000.15 (OPS)  
2-4

UNCLASSIFIED



AWARE OF THE INCIDENT.

C. IN SILENT HOURS, THE DUTY OFFICER IS TO INFORM:

- (1) FC OR DFC.
- (2) DCOS OPS OR HIS SUBORDINATE.
- (3) CONTINGENT COMMANDER CONCERNED IF HE IS NOT ALREADY AWARE OF THE INCIDENT.

2. THE DUTY OFFICER IS TO LOG AND DISTRIBUTE SUBSEQUENT REPORTS FROM THE SECTOR COMMANDER/COMMANDING OFFICER TO THOSE LISTED ABOVE, AS THEY ARE RECEIVED.

3. SECTOR COMMANDERS/COMMANDING OFFICERS ARE TO BE PREPARED FOR A FULL INVESTIGATION IF ORDERED BY HQ UNAMIR. THEY SHOULD BE PARTICULARLY AWARE OF THE REQUIREMENT FOR:

- A. PRESERVING/RECORDING EVIDENCE AT THE SCENE OF THE INCIDENT.
- B. WITNESS LISTS.
- C. WITNESS STATEMENTS.
- D. STATEMENTS BY THE INDIVIDUAL(S) WHO OPENED FIRE.
- E. MP INVESTIGATION UNDER NATIONAL AND/OR UNAMIR AUSPICES, AS ORDERED BY HQ UNAMIR.

4. ADDRESSEES ARE REMINDED OF THE NEED FOR ALL PERSONNEL TO BE FULLY

UNCLASSIFIED

5000.7 (PLANS)

03

UUUU

PLANS 017

BRIEFED ON THEIR RESPONSIBILITIES UNDER CURRENT ROE, REFS A AND B.

MAJ T.A.P. MULLARKEY, G3 PLANS 3

LCOL A. BRIMELOW, G3 PLANS

*for Seafairt'.*

UNCLASSIFIED

01 03 271000Z SEP 94 PP

UUUU

PLANS 017

HQ UNAMIR

LIST A

LIST B

LIST C

DCOS

OPS  
30.9

UNCLAS PLANS 017

SUBJ: ACTION TO BE TAKEN ON UNAMIR PERSONNEL OPENING FIRE

REFS: A. HQ UNAMIR OP DIRECTIVE 02 - ROE - 22 JUL 94.

B. AMENDMENT 1 TO REF A DATED 10 SEP 94.

THE PROCEDURE TO BE ADOPTED IN THE EVENT OF UNAMIR PERSONNEL  
OPENING FIRE IS AS FOLLOWS:

A. HQ UNAMIR DUTY OFFICER IS TO BE INFORMED THAT THE EVENT HAS  
OCCURRED BY THE FASTEST POSSIBLE MEANS. THE SECTOR COMMANDER OR  
COMMANDING OFFICER CONCERNED IS TO FOLLOW THIS UP:

- (1) WITH A DETAILED REPORT WITHIN ONE HOUR OF THE EVENT.
- (2) WITH A WRITTEN REPORT WITHIN 3 HOURS OF THE EVENT.

B. DURING NORMAL WORKING HOURS, THE DUTY OFFICER IS TO INFORM:

- (1) DCOS OPS OR HIS SUBORDINATE.
- (2) MA/FC OR MA/DFC.
- (3) CONTINGENT COMMANDER CONCERNED, IF HE IS NOT ALREADY

UNCLASSIFIED

3000.15 (OPS)

AWARE OF THE INCIDENT.

C. IN SILENT HOURS, THE DUTY OFFICER IS TO INFORM:

(1) FC OR DFC.

(2) DCOS OPS OR HIS SUBORDINATE.

(3) CONTINGENT COMMANDER CONCERNED IF HE IS NOT ALREADY

AWARE OF THE INCIDENT.

2. THE DUTY OFFICER IS TO LOG AND DISTRIBUTE SUBSEQUENT REPORTS FROM THE SECTOR COMMANDER/COMMANDING OFFICER TO THOSE LISTED ABOVE, AS THEY ARE RECEIVED.

3. SECTOR COMMANDERS/COMMANDING OFFICERS ARE TO BE PREPARED FOR A FULL INVESTIGATION IF ORDERED BY HQ UNAMIR. THEY SHOULD BE PARTICULARLY AWARE OF THE REQUIREMENT FOR:

A. PRESERVING/RECORDING EVIDENCE AT THE SCENE OF THE INCIDENT.

WITNESS LISTS.

C. WITNESS STATEMENTS.

D. STATEMENTS BY THE INDIVIDUAL(S) WHO OPENED FIRE.

E. MP INVESTIGATION UNDER NATIONAL AND/OR UNAMIR AUSPICES, AS ORDERED BY HQ UNAMIR.

4. ADDRESSEES ARE REMINDED OF THE NEED FOR ALL PERSONNEL TO BE FULLY



UNCLASSIFIED

5000.7 (PLANS)

03

UUUU

PLANS 017

BRIEFED ON THEIR RESPONSIBILITIES UNDER CURRENT ROE, REFS A AND B.

MAJ T.A.P. MULLARKEY, G3 PLANS 3

LCOL A. BRIMELOW, G3 PLANS

*for Lesfayr'.*

UNCLASSIFIED

RAAUZYUW UCCVVDD0001 2590843-UUUU--UCCVVDA.

ZNR UUUUU

R 160616Z SEP 94

FM SECTOR 3 HQ GITARAMA

TO UN HQ KIGALI

BT

UNCLAS CIP303 001

SUBJ: CONFIRM G3 PLANS

THE RULES OF ENGAGEMENT TRAINING PACKAGE SHALL BE RETURNED TO  
YOU THIS MORNING BY CAPT DE LOS SANTOS FROM THIS HQ.

BT

#0001

Received 09-16-1994 08:41:46

UNCLASSIFIED

5000.8 (G3 PLANS)

01 01 161000Z SEP 94 PP UUUU

PLANS 009

UNAMIR HQ

SECTOR 3 HQ GITARAMA

UNCLAS PLANS 009

SUBJ: RULES OF ENGAGEMENT TRG PACKAGE


REF: YOUR CIP303 001 OF 160616Z SEP 94

1. THE SUBJ TRG PACKAGE CONSISTS OF A SERIES OF FLIP CHARTS (APPROX 2 X 3 FEET IN SIZE) EXPLAINING THE RULES OF ENGAGEMENT (ROE)
2. THIS HQ WAS DELIVERED A COPY OF THE ROE NOT THE TRAINING AID
3. REQUEST YOU DELIVER THE TRAINING AID NLT 17 SEP 94 FOR OUR BRIEFING OF NEW MILOBS ON 18 SEP 94
4. ACK

G3 PLANS

CAPT I. DENNY, G3 PLANS 4, 11148

LCOL A. BRIMLOW, G3 PLANS, 11148

A handwritten signature in black ink, appearing to be 'A. Brimlow', is written over the typed name. The signature is enclosed in a large, loopy oval.

UNCLASSIFIED

UNCLASSIFIED

5000.8 (G3 PLANS)

01 01 161000Z SEP 94 PP UUUU

PLANS 009

UNAMIR HQ

SECTOR 3 HQ GITARAMA

UNCLAS PLANS 009

SUBJ: RULES OF ENGAGEMENT TRG PACKAGE

REF: YOUR CIP303 001 OF 160616Z SEP 94

1. THE SUBJ TRG PACKAGE CONSISTS OF A SERIES OF FLIP CHARTS (APPROX 2 X 3 FEET IN SIZE) EXPLAINING THE RULES OF ENGAGEMENT (ROE)
2. THIS HQ WAS DELIVERED A COPY OF THE ROE NOT THE TRAINING AID
3. REQUEST YOU DELIVER THE TRAINING AID NLT 17 SEP 94 FOR OUR BRIEFING OF NEW MILOBS ON 18 SEP 94
4. ACK

G3 PLANS

CAPT I. DENNY, G3 PLANS 4, 11148

LCOL A. BRIMELOW, G3 PLANS, 11148

UNCLASSIFIED



UN RESTRICTED

UNAMIR  
Force HQ  
Ops Branch

To: See distribution  
From: Force Commander  
Date: 10 September 1994  
Subject: FORCE COMMANDER'S DIRECTIVE  
AMENDMENTS TO SECTION 9: OPERATIONAL DIRECTIVE  
NO. 02  
Reference: Operational Directive No. 2 dated 22 Jul 94

---

1. In order to simplify and clarify the UNAMIR Rules of Engagement, effective forthwith paragraphs 7, 24 and 26 are to be amended as follows:

A. AMEND PARA 7 TO READ:

"AUTHORIZATION LEVELS FOR THE USE OF FORCE

7. The use of deadly force for the different types of weapons systems will be authorised as follows:

a. Force Commander or His Delegate:

(1) heavy support weapons (i.e. rocket launchers, artillery pieces, light mortars, etc.); and

(1) heavy machine guns or cannons (.50 cal, 20 mm etc.).

b. In situations which are life threatening to UNAMIR troops, members of their unit or those they are ordered to protect, soldiers may use the following weapons:

(1) medium machine guns (i.e. FN MAG, M60, etc.)

UN RESTRICTED

UN RESTRICTED

- (2) light machine guns; and
- (3) all personal weapons on automatic or single shot fire.

c. In situations which are not life threatening to soldiers, members of their unit or those they are ordered to protect, the use of deadly force for the different types of weapons will be authorised as follows:

(1) Sector Commanders:

- (a) medium machine guns i.e. FN MAG, M 60, etc.),
- (b) light machine guns; and
- (c) all personal weapons on automatic fire.

(2) Battalion Commander down to NCO level at the scene of a threat:

- (a) personal weapons for single shot fire.

NOTE: Commanders should be aware when using weapons of the principles of military necessity and proportionality."

B. AMEND PARA 24 AS FOLLOWS:

"Rule No. 5 Intervention and Warning Shots

- a. State A: Intervention between warring factions is prohibited.
- b. State B: Intervention with deadly force against positively identified and designated targets only after warning shots have been fired as part of the warning process."

C. AMEND PARA 26 AS FOLLOWS:

"26. There are three ROE states that may apply in any given sector in Rwanda. These states are GREEN, YELLOW and RED and are described on UNAMIR Levels of Readiness/Alert pages in the directive subsequent to Annex A. In normal circumstances, the ROE status shall be GREEN.

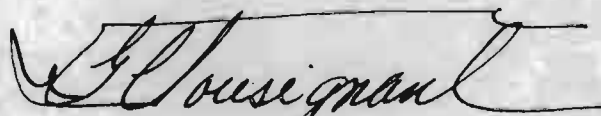
UN RESTRICTED

UN RESTRICTED

NOTE: Changes in the normal status of the ROE for UNAMIR Forces as a whole will be ordered by the Force Commander or his delegate. Sector Commanders may order changes in normal status of the ROE for their sectors, if authorised by the Force Commander or his delegate. Contingent Commanders will inform or, if necessary, seek approval from national authority for the change in status."

2. Contingent Commanders of all contributing nations are also directed to obtain the appropriate national authority and concurrence for these amendments in order to achieve uniformity among all UNAMIR personnel.

3. Furthermore, Contingent Commanders are directed to ensure that all subordinate personnel are properly briefed and that ROE aide-mémoires are amended accordingly.



Guy C. Tousignant  
Major-General  
Force Commander

---

DISTRIBUTION LIST

Action

Information

External

CAO

All Sectors  
All Batts  
All Conts Comds  
HAC  
MILOB HQ

Internal

DFC  
DCOS OPS  
DCOS SP  
TAC HQ  
G3 OPS  
G3 PLANS  
G1 CMPO  
G3 ENGR  
G3 AIR OPS

*File*

UNAMIR  
FORCE HQ  
OPS BRANCH

3 September 1994

3000.15(Ops)

See Distribution:

SUBJECT: FC DIRECTIVE FOR HANDOVER OF EX-RGF SOLDIERS TO  
RWANDESE GOVERNMENT FOR INTEGRATION INTO RPA

GENERAL

1. Ex-RGF soldiers continue to respond positively to the Rwandese Governments integration policy. Hundreds have already voluntarily requested to be integrated into the RPA and many more are expected to follow.

AIM

2. The aim of this directive is to streamline the procedure for the handover of ex-RGF soldiers by UNAMIR to the Rwandese Government.

PROCEDURE

3. All ex-RGF soldiers who voluntarily surrender to UNAMIR Troops/units will be disarmed and evacuated to the appropriate sector/sub-sector HQ as applicable for documentation under the supervision of the sector/sub-sector UNMO and ICRC or UNHCR representative.

4. After documentation a consolidated list will be forwarded to UNAMIR Force HQ for the necessary clearance to be sought from the appropriate government agency through the RPA Liaison Officer to transport the ex-RGF soldiers to Kigali.

5. On receipt of clearance, the clearance certificate is to be forwarded to the sector HQ concerned for the necessary transportation of the soldiers to be effected under MILOB escort to Force HQ.

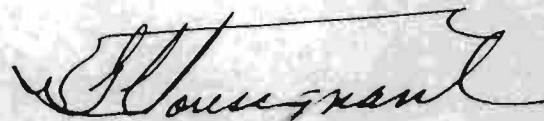
6. The convoy commander must carry the clearance certificate to be shown at each RPA check point en route if necessary.

7. Units requiring transport assistance will request Force HQ to make the necessary arrangements to move the soldiers to Kigali.

HANDOVER

8. The convoy commander will report to G3 Ops on arrival for the necessary transfer of the soldiers to be made to the

appropriate Rwandese authority under the supervision of ICRC or UNHCR representative and the press.



GC TOUSIGNANT  
Major-General  
Force Commander

Distribution:

External:

Action:

Sector 1  
Sector 2  
Sector 3  
Sector 4A  
Sector 4B  
Sector 4C  
Sector 5  
MILOB GP HQ  
HAC  
CANSIGS  
BRITCON  
AUSMED

Internal:

Info:

DFC  
CAO  
DCOS OPS  
Tac HQ  
G3 Plans  
G4 Log  
CMPO  
G3 Engr



801111-1

DISTRIBUTION RESTREINTE ONU

MINUAR  
QG de la Force  
Branche Ops

A: Voir distribution  
De: Commandant de la Force  
Date: / Septembre 1994  
Objet: CIRCULAIRE DU COMMANDANT DE LA FORCE  
SUR LES AMENDEMENTS DE LA SECTION 9: INSTRUCTION  
OPERATIONNELLE NO. 02  
Référence: Instruction Opérationnelle No. 2 du 22 Juillet 1994

---

1. En vue de simplifier et clarifier les Règles d'Engagement de la MINUAR, les paragraphes 7, 24 et 26 doivent être amendés avec effet immédiat comme suit:

A. AMENDER LE PARAGRAPHE 7 POUR LIRE:

"NIVEAUX D'AUTORISATION CONCERNANT L'USAGE DE LA FORCE

7. L'usage de la force mortelle avec les différents types de systèmes d'armes sera autorisé comme suit:

a. Le Commandant de la Force ou Son Représentant

(1) Armes de couverture lourdes (càd lance - roquettes, pièces d'artillerie, mortiers légers, etc.); et

(2) mitrailleuses lourdes ou canons (.50 cal, 20mm etc.).

b. Dans des situations où leurs vies, celles des membres de leurs unités ou de ceux qu'ils sont chargés de protéger sont menacées, les soldats peuvent utiliser les armes suivantes:

(1) mitrailleuses moyennes (càd. FN MAG, M60, etc.)

(2) mitrailleuses légères; et

(3) toute arme personnelle automatique ou non-automatique.

c. Dans des situations où leurs vies, celles des membres de leurs unités ou de ceux qu'ils sont chargés de protéger ne sont pas menacées, l'usage de la force mortelle avec les différents types d'armes sera autorisé comme suit:

(1) Commandants de Secteurs:

(a) mitrailleuses moyennes (càd. FN MAG, M 60.etc.),

(b) mitrailleuses légères; et

(c) toute personnel automatique.

(2) Du Commandant de bataillon au Sous-Officier se trouvant sur la scène de menace:

(a) armes personnelles non-automatiques.

NOTE: Au moment de l'utilisation des armes, les commandants doivent se souvenir de la nécessité et la proportionnalité militaires."

B. AMENDER LE PARAGRAPHE 24 COMME SUIVIT:

"Règle No. 5 Intervention et tirs d'avertissement

(a) Situation A: L'intervention entre les factions en guerre est interdite.

(b) Situation B: L'intervention avec une force mortelle contre des cibles bien identifiées et désignées après que des coups d'avertissement aient été tirés dans le cadre du processus d'avertissement."

C. AMENDER LE PARAGRAPHE 26 COMME SUIVIT:

"26. Il existe 3 situations de Règles d'Engagement qui peuvent s'appliquer dans n'importe quel secteur du Rwanda. Ces situations sont dénommées VERTE, JAUNE et ROUGE et elles sont décrites sur la rubrique "Niveaux de préparation/Alerte de la MINUAR" qui suit l'Annexe A dans la Circulaire du 22 Juillet 1994. Dans les conditions normales, la situation des Règles d'Engagement sera VERTE.

NOTE: Les modifications de la situation normale des Règles d'Engagement pour les Forces de la MINUAR en général seront faites sur ordre du Commandant de la Force ou de son Représentant. Les Commandants des Contingents aviseront ou, si nécessaire, requerront l'approbation des autorités de leurs pays pour changer de situation."

2. Les Commandants des Contingents de tous les pays participant à la Mission sont aussi invités à obtenir l'accord et l'autorisation nationaux appropriés pour ces amendements afin d'atteindre l'uniformité parmi tout le personnel de la MINUAR.

3. De plus, les Commandants des Contingents sont tenus à s'assurer que tout le personnel sous leurs ordres est convenablement informé et que les aide-mémoires des Règles d'Engagement sont amendés en conséquence.

Guy C. Tousignant  
Général-Major  
Commandant de la Force

---

DISTRIBUTION

Action

Information

Externe

CAO

Secteur(Tous)  
Bataillon(Tous)  
Commandant de Contingent(Tous)  
CAH  
QG MILOB

Interne

DFC  
DCOS OPS  
DCOS SP  
TAC HQ  
G3 OPS  
G3 PLANS  
G1 CMPO  
G3 ENGR  
G3 AIR OPS



UNAMIR - MINUAR

5000.8 (PLANS)

KIGALI

16 August 1994

TO: FAFBATT HQ

FROM: C PLANS  
UNAMIR HQ

SUBJECT: INSTRUCTIONS FOR OPENING FIRE IN RWANDA

1. Enclosed is fifty (50 copies) of French version of instructions for all members of the UNAMIR Military component regarding opening fire in RWANDA.
2. You are please requested to produce more copies for your troops under command.
3. Submitted for your necessary action.

A handwritten signature in dark ink, consisting of stylized initials and a surname, enclosed within an oval-shaped line.

A BRIMELOW  
Lt Col  
Chief of Plans



**INSTRUCTIONS A TOUS LES MEMBRES DES COMPOSANTS MILITAIRES DE LA MINUAR CONCERNANT L'OUVERTURE DE FEU AU RWANDA**

1. Vous êtes priés d'éviter l'usage de force, quand il est possible de le faire, et votre comportement doit, le moins possible causer de problème, soit de la peur ou de danger au population locale.

2. Votre chef immédiat vous ordonnera tout changement concernant le fait d'être prêt pour l'usage d'armes. Lorsque votre chef doit normalement donner l'ordre de tirer, vous avez le droit d'user de la force appropriée pour votre défense propre ou pour ceux qui sont placés sous votre protection. Toutes les fois qu'il est possible, un avertissement devra se faire avant de tirer avec le fusil (voir au verso).

3. Si vous êtes obligé d'user de la force, vous devez user seulement le **MINIMUM DE LA FORCE** Nécessaire. Le **MINIMUM DE LA FORCE** normalement implique les actions successives ci-dessous:

- a. démonstration d'armes.
- b. avertissement verbal.
- c. barrer l'accès de l'endroit devant être protégé.
- d. restriction physique.
- e. coups de feu d'avertissement.
- f. position de tir , et
- g. mise à feu d'armes.

**AVERTISSEMENT**

4. **AVERTISSEMENT AVANT DE TIRER.** Chaque fois que c'est possible un avertissement doit être donné avant de tirer. Cet avertissement doit se faire à voix claire et haute en ANGLAIS/FRANÇAIS ou en KINYARWANDA:

STOP-HANDS UP/ ARRETEZ LEVEZ LES MAINS/  
HAGARARA, AMABOKO HEJURU

(PAUSE)

**STOP OR I WILL SHOOT/ ARRETEZ OU JE TIRE/  
HAGARARA, CYANGWA BAKURASE**



5. **TIRE APRES AVERTISSEMENT.** Après avertissement vous pourrez tirer sur une personne mais pour éviter la mort ou blesser grièvement uniquement dans les cas suivants:

- a. si l'individu est en possession d'une arme dangereuse (exemple: arme à feu, un engin d'explosion improvisé ou une machette) ET
- b. si vous jugez que la personne se prépare à vous attaquer, attaquer votre unité ou une personne sous votre protection, ET
- c. si l'individu refuse de s'arrêter alors qu'on le lui demande; ET
- d. si vous jugez qu'il n'y a aucun autre moyen de stopper l'individu.

6. **TIRE SANS AVERTISSEMENT.** Vous pourrez tirer sans avertissement sur une personne mais pour éviter la mort ou blesser grièvement dans des cas suivants:

- a. si l'individu a employé ou veut utiliser une arme à feu ou tout autre arme dangereux contre vous-même, contre votre unité ou contre une personne sous votre protection; OU
- c. si l'individu est en possession de ce que vous jugez être une arme dangereuse, ET s'il s'apprête à l'employer, ET si vous jugez qu'il n'y a aucun autre moyen de vous protéger, protéger votre unité ou les personnes sous votre protection.

7. Si vous êtes obligé de tirer, vous devrez rapporter tous les étapes vous avez suivis et les consigner dans le rapport à soumettre par écrit à votre chef direct.

A-2

UNAMIR RESTRICTED

Distribution List

FC DIRECTIVE FOR THE HANDLING OF DETAINEES

References:

- A. Section 9: Op Directive No 2 Rules of Engagement
- B. FC Directive for the Disposal of Criminals dated 8 Sep 94

1. General. In the conduct of their duties, UNAMIR personnel may be required to apprehend people who have committed or are suspected of committing a hostile act or have a hostile intent against :

- a. oneself and the personnel in one's unit,
- b. other UNAMIR military or civilian personnel,
- c. non-UNAMIR humanitarian aid personnel,
- d. displaced persons, refugees and civilians in sites or among populations under the protection of UNAMIR forces, or
- e. other UN-authorized military or civilian personnel.

There may also be occasions where UNAMIR may be required to detain individuals who have stolen or are suspected of stealing items from: UNAMIR, UN, humanitarian organisations or UN protected sites (see Reference A paragraphs 4 b and 9).

2. Aim. The aim of this Directive is to outline the procedure for handling detainees.

3. Definition. For the purpose of this Directive a detainee is any person who commits the type of activities described in paragraph 1 above.

4. Handling Procedures. All detainees are to be handled as follows:

- a. They are to be searched, disarmed and segregated. At all times they are to be treated in accordance with the principles of minimum force as detailed at Reference A.
- b. They are to be identified and their personal details recorded.

- c. A safe and secure place is to be arranged as a temporary place of custody. Detainees are to be kept in custody by UNAMIR troops for the minimum time necessary.
- d. Detainees and the property found in their possession are to be handed to the OFFICE OF THE PROSECUTOR OF KIGALI. The detainee is to be allowed to keep all property essential for his/her comfort and survival (eg food and water).
- e. During the handing over procedures from UNAMIR to the Office of the Prosecutor of Kigali the ICRC should be present so that the personal details of the detainee may be recorded.
- f. Detainees are not to be handed to any other RPA authorities. The Office of the Prosecutor in Kigali is the only authorised Office in Kigali for the processing and handing over of detainees in Rwanda.
- g. A report detailing the following is to be submitted to UNAMIR HQ, attention G1 Pers, G2 and G3 Ops:
  - (1) Name of the detainee,
  - (2) Location where person was detained,
  - (3) Crime person accused of,
  - (4) Name of the UNAMIR person who detained the person, and
  - (5) Date and time the detainee was handed to the Office of the Prosecutor of Kigali.

5. Note. Reference B is now cancelled.

**AN AGREEMENT  
CONCERNING THE TRANSFER  
OF DETAINEES  
FROM UNAMIR TO THE BBGNU**

1. Through this correspondence it is agreed that the Broad Based Government of National Unity (BBGNU) will take possession from the United Nations Assistance Mission in Rwanda (UNAMIR) of those individuals detained by UNAMIR troops.
2. Specifically UNAMIR and the BBGNU agree to the following:
  - a. The BBGNU will accept responsibility for the detainees at the Office of the Prosecutor of Kigali.
  - b. UNAMIR will hand over detainees only to the Office of the Prosecutor of Kigali.
  - c. The International Committee of the Red Cross (ICRC) will be permitted to be present during the transfer of detainees from UNAMIR to the BBGNU. The ICRC will also be allowed to record the personal data of detainees.
  - d. The ICRC will be permitted to monitor the condition of the detainees in accordance with its mandate.



UNAMIR RESTRICTED

ANNEX A TO  
AIDE MEMOIRE  
DATED 22 JUL 94

**INSTRUCTIONS FOR ALL MEMBERS OF  
THE UNAMIR MILITARY COMPONENT  
REGARDING OPENING FIRE IN RWANDA**

1. You are to avoid the use of force, if it is possible to do so, and your conduct must cause the least possible concern, fear or danger to the local population.
2. Your immediate commander will order any change in the states of weapon readiness. While your commander will normally issue the order to open fire, you have the right to use appropriate force in self-defence to protect yourself and those it is your duty to protect. Whenever possible a warning should be given before opening fire (see over).
3. If you have to use force, you must only use the **MINIMUM FORCE** necessary. **MINIMUM FORCE** normally involves the following sequential actions:
  - a. open display of weapons.
  - b. verbal warning.
  - c. barring access to the point being protected.
  - d. physical restraint.
  - e. warning shots.
  - f. pointing weapons, and
  - g. firing weapons.

**WARNINGS**

4. **WARNING BEFORE FIRING.** Whenever possible a warning should be given before firing. The warning should be given in a loud clear voice in ENGLISH/FRENCH or KINYARWANDA:

STOP-HANDS UP/ ARRETEZ LEVEZ LES MAINS/  
HAGARARA, AMABOKO HEJURU

(PAUSE)

STOP OR I WILL SHOOT/ ARRETEZ OU JE TIRE/  
HAGARARA, CYANGWA BAKURASE

A - 1

3000.14 (DP)



5. **FIRE AFTER WARNING.** After warning you may fire on a person in order to avoid death or grievous bodily harm only if:

- a. the person is carrying a dangerous weapon (e.g. firearm, improvised firing device or machete); AND
- b. you believe the person is about to attack you, your unit, or any person it is your duty to protect; AND
- c. the person refuses to stop when called upon to do so; AND
- d. you believe there is no other way of stopping the person.

6. **FIRE WITHOUT WARNING.** You may fire without warning on a person in order to avoid death or grievous bodily harm only if that person:

- a. has used or is using a fire arm or other dangerous weapon against you, your unit or persons it is your duty to protect; OR
- b. is carrying what you believe to be a dangerous weapon, AND is clearly about to use it, AND you believe that there is no other way to protect yourself, your unit, or the persons it is your duty to protect.

7. If you have to fire, you must account for all rounds expended in an after action report submitted in writing to your immediate commander.

22 Jul 94

## UNAMIR LEVELS OF READINESS/ALERT

SL	STATUS	UNITS/HQ	ACTION
1	GREEN	ALL	1. Normal activities <b>2. ROE: Rule 1-Status B,Rule 2-Status A,            Rule 3-Status B, Rule 4-Status A, Rule 5-            Status A, Rule 6-Status A.</b>
2	YELLOW	<div>HQ</div> <div>UNITS</div> <div>ALL</div>	1 Planning for next higher status commences. 2 Liaison increased 3 VIP visits postponed. 4 No leave granted except on compassionate grounds 1 Precautionary Stage. 2 Double sentries. 3 Night movement restricted. 4 Test shelters. 5 Stand To/Local Alarm practice. 6 No leave granted except on compassionate grounds. 7 Back up comms/units/wpons. 8 Reserves put on 3 hrs notice to move. <b>ROE: Rule 1-Status B, Rule 2-Status B,            Rule 3-Status C, Rule 4-Status A,            Rule 5-Status A, Rule 6-Status A.</b>

22 Jul 94

3	RED	HQ	1. General Alert. 2. VIP visits cancelled. 3. No leave granted. 4. Emergency movements only. 5. Special Sitreps to UNHQ. 6. Civilian evacuation if the situation warrants.
		UNITS	1. Troops in defensive positions. 2. Troops in Stand To positions. 3. Reserves put on one hour notice to move. 4. No leave granted. 5. Troops on duty outside to wear flak jackets.
		ALL	<b>ROE: Rule 1-Status B, Rule 2-Status B, Rule 3-Status D, Rule 4-Status B, Rule 5-Status B, Rule 6-Status B.</b>

FILE

ONU DISTRIBUTION RESTREINTE.

SECTION 9:  
DIRECTIVE OPERATIONNELLE NO. 02  
REGLEMENT D'ENGAGEMENT DE COMBAT

1 ère PARTIE

1. Le commandement des opérations militaires doit être contrôlé et réglementé par la clause de loi, de convention et de jurisprudence nationale et internationale. En ce qui concerne l'opération sous le commandement de l'Organisation des Nations Unies (ONU), il est du ressort de l'ONU de déterminer les paramètres dans lesquels doivent opérer les Forces de l'ONU. Le Commandement des Opérations (CDO) est le moyen employé par l'ONU pour fournir, aux commandants de tous les niveaux, des conseils et des instructions politiques et légales concernant l'usage de la Force par le personnel de l'ONU. Le CDO est préparé par le Commandant des Forces; de plus cela doit être approuvé par l'ONU et ne peut être modifié que par une autorité de l'ONU.

2. Ces règlements de commandement des Opérations de la MINUAR sont prévus pour les Forces de l'ONU opérant sous les auspices de la Résolution no.925 du Conseil de Sécurité de l'ONU, Résolution datant du 8 Juin 1994, qui stipule dans son paragraphe 4 ce qui suit:

"... le mandat consolidé de la MINUAR inclut les clauses suivantes: 3w'12 septembre 1994 32 "

(a) contribuer à la sécurité et à la protection des personnes déplacées, des réfugiés et de personnes menacées au Rwanda, comprenant, dans la mesure du possible, l'établissement et le maintien de régions humanitaires sécurisées;

(b) garantir la sécurité et l'assistance pour la distribution de l'aide ainsi que pour les opérations d'aide humanitaire; et

agir en tant qu'intermédiaire entre les parties en essayant de garantir leur accord de cesser-le-feu;..."

Le paragraphe 5 de la résolution reconnaît particulièrement que:

"La MINUAR peut être obligé de prendre une action d'auto défense contre des personnes ou même des groupes s'attaquant soit à des sites ou des populations protégées, soit au personnel humanitaire ou des Nations Unies ou soit aux autres équipements de livraison et de distribution de l'aide humanitaire.

3. La MINUAR est une force de maintien de la paix sans engagement

à l'une ou l'autre partie en conflit dans la guerre civile rwandaise. Selon les dispositions de l'Accord de Paix d' Arusha et le mandat du Conseil de Sécurité des Nations Unies, la MINUAR a l'engagement d'aider toutes les parties en conflit à atteindre la paix. L'impartialité est la clé et toutes les actions de la MINUAR doivent viser à assurer l'atteinte de cet objectif. Cependant, des circonstances peuvent surgir où l'usage de la force par le personnel de la MINUAR serait nécessaire et justifiée.

## DEUXIEME PARTIE

### DEFINITIONS

4. Les définitions clés suivantes doivent être bien comprises par tout le personnel de la MINUAR:

a. La force. L'usage des moyens physiques pour imposer sa volonté. La force militaire est l'usage des moyens physiques fournis par des corps de troupes formés, armés et disciplinés sous un commandement unifié pour atteindre une même fin, ceci impliquant généralement la possibilité de l'usage de la violence à des niveaux importants.

b. Auto- défense. L'usage de la force pour protéger:

- (1) soi-même et le personnel de son unité,
- (2) autre personnel militaire ou civil de la MINUAR,
- (3) le personnel d'assistance humanitaire n'appartenant pas à la MINUAR,
- (4) des personnes déplacées, réfugiées ou civiles se trouvant dans des sites ou parmi des populations sous la protection des forces de la MINUAR,  
ou
- (5) autre personnel militaire ou civil autorisé des Nations Unies,

contre une intention ou un acte hostile où l'on n'a pas d'autre choix ou le temps de délibérer.

c. Acte hostile. Un acte hostile est une attaque ou autre emploi de la force contre les entités énumérées au paragraphe 4.b.ci-dessus.

d. Intention hostile. Une intention hostile est une menace d'usage imminent de la force contre les entités énumérées au paragraphe 4.b.ci-dessus.

e. Force minimale. Le degré minimum de force autorisée qui est nécessaire, raisonnable et légale dans les circonstances.

f. Domages additionnels. Domages causés aux personnes ou



aux biens jouxtant mais ne faisant pas partie de la cible autorisée.

g. Force non-dangereuse. Tout moyen physique pour contraindre à accepter qui ne comporte pas de risque de mort ou de dommage physique grave contre l'individu sur lequel la force est exercée. Il s'agit généralement de l'usage de la force moins l'emploi des armes à feu ou d'autres armes dangereuses. Les exemples comprennent le fait de pousser et des formes de coups légers, contraindre des personnes par des moyens physiques ou mécaniques. Des tirs d'avertissement relèvent de la force non-dangereuse même si ça comporte l'usage des armes à feu.

h. Force dangereuse. C'est le dernier degré dans l'usage de la force. Il s'agit de ce niveau où la force exercée vise à causer ou peut causer la mort ou un dommage corporel grave indépendamment de l'effet réel de cette force.

### TROISIEME PARTIE

#### INSTRUCTIONS SUR L'USAGE DE LA FORCE

##### DOMAINE D'APPLICATION

5. Les Règles d'engagement citées dans cette circulaire s'appliquent à tout le personnel fourni par toutes les nations participant à la MINUAR selon les dispositions de la Résolution 925 du Conseil de Sécurité des Nations Unies du 8 Juin 1994. Ces Règles apparaissent sous forme d'interdiction ou de permission. Sous forme d'interdiction, elles sont des ordres de ne pas mener des actions spécifiques. Sous forme de permission, elles servent de guide aux commandants sur certaines actions qui peuvent être menées si elles sont jugées nécessaires pour atteindre les objectifs de la mission.

##### LA RESPONSABILITE DES COMMANDANTS

6. Les commandants à tous les niveaux sont chargés de:
- a. faire traduire cette circulaire et la diffuser à chacune des personnes sous leurs ordres; et
  - b. s'assurer que toute personne sous leurs ordres comprend le contenu du présent document.

##### NIVEAUX D'AUTORISATION POUR FAIRE USAGE DE LA FORCE

7. L'usage de force dangereuse pour tous les différents types d'armes sera autorisée comme suit:

- a. Le commandant de la Force ou son représentant :
  - (1) armes de support lourdes (càd lance-roquettes, pièces d'artillerie, mortiers légers, etc.);

(2) mitrailleuses lourdes ou canons ( .50 cal, 20mm, etc.); et

(3) mitrailleuses moyennes (càd FN MAG, M60, etc.)

b. Commandants de Secteurs :

(1) mitrailleuses légères; et

(2) toute arme automatique personnelle

c. Du commandant de bataillon jusqu'au soldat simple sur la scène de menace. Armes personnelles non-automatiques.

PRINCIPES REGISSANT L'USAGE DE LA FORCE

8. Quand un incident survient où l'usage de la force est nécessaire, l'on devra s'en tenir aux principes suivants:

a. Si possible, les moyens de négociation et d'avertissement doivent être exploités à fond avant de commencer tout usage de la force;

b. Il faudra employer seulement le minimum de la force dangereuse ou non-dangereuse requis pour l'objectif immédiat;

c. Excepté là où c'est autorisé sous le paragraphe 11, l'échelle des procédures de force conformes au paragraphe 16 doivent être épuisées avant de faire appel à l'usage de la force dangereuse;

d. La force dangereuse est justifiée seulement dans des conditions d'extrême nécessité et en dernier ressort quand tous les moyens plus simples ont échoué ou ne peuvent pas être pratiquement employés;

e. La violence utilisée doit être réduite au minimum;

f. Les dommages secondaires doivent être réduits au minimum;

g. l'usage de la force en représailles est interdit; et

h. L'usage de la force est contrôlé par le commandant présent sur la scène et il doit cesser une fois que l'objectif a été atteint.

PERMISSION DE FAIRE USAGE DE LA FORCE

9. La force peut être comme suit:

a. La force non-dangereuse. Le personnel de la MINUAR est autorisé à faire usage de la force dans les circonstances suivantes:

- (1) en cas d'auto-défense (telle que définie au paragraphe 4.b.) contre un groupe non-armé;
- (2) contre des tentatives non-armées pour infiltrer ou encercler des unités, compound ou locaux de la MINUAR;
- (3) quand les bâtiments de la MINUAR sont violés dans des tentatives non-armées pour voler les biens de la MINUAR ou des biens placés sous la protection des Nations Unies.
- (4) contre des tentatives non-armées pour enlever ou détenir le personnel militaire ou civil de la MINUAR; et
- (5) quand des tentatives non-armées sont faites pour empêcher le personnel de la MINUAR d'exécuter les ordres de leurs commandants.

b. Force mortelle. Le personnel de la MINUAR est autorisé à faire usage d'une force mortelle dans les circonstances suivantes:

- (1) en cas d'auto-défense (telle que définie au paragraphe 4.b.) contre des personnes qui posent un acte hostile ou montrent une intention hostile;
- (2) pour protéger, contre dommage ou destruction, des biens ou installations appartenant à ou placés sous la protection de la MINUAR, y compris des sites protégés ainsi que les moyens de livraison et de distribution de l'aide humanitaire:
  - (a) qui ont été jugés essentiels pour le succès de la MINUAR par l'officier chargé du commandement de l'unité en consultation avec le Commandant de la Force,
  - (b) qui justifient la protection moyennant l'usage d'une force mortelle, et
  - (c) là où il n'y a pas d'autre moyen d'empêcher le dommage ou la destruction;
- (3) pour subjuguer des tentatives armées voulant empêcher les Forces de la MINUAR de remplir leurs devoirs, quand ils sont autorisés par le commandant de la Force;
- (4) pour résister à des tentatives armées voulant désarmer, enlever ou détenir le personnel militaire ou civil de la MINUAR;
- (5) pour résister à des tentatives armées voulant contraindre le personnel de la MINUAR à se retirer des régions sous sa protection occupées sur ordre du Commandant de la Force ou de son représentant; et

(6) pour résister à des tentatives armées voulant couper la Force de la MINUAR.

#### AUTORISATION DE FOUILLE ET DE DETENTION

10. Autorisation de stopper et de fouiller. Le personnel de la MINUAR est autorisé à arrêter tout individu qui tente d'entrer ou qui est découvert à l'intérieur des bâtiments sous la protection de la MINUAR et d'exiger de lui ou d'elle de se soumettre à une fouille consensuelle de soi-même et de son véhicule, le cas échéant. A toute personne qui n'accepte pas d'être fouillée on lui refusera l'accès et elle sera conduite hors du bâtiment sous escorte ou détenue selon les normes en vigueur. Des fouilles de personnes ainsi que de leurs biens sont aussi autorisées pour les besoins de la sécurité. De telles fouilles peuvent être menées avec le minimum nécessaire d'usage de force.

11. Autorisation de détention. Les personnes ne seront détenues que quand elles auront commis un acte hostile, affiché une intention hostile, mené toute activité qui requerrait l'usage de la force contre elles tel que stipulé par le paragraphe 9.

12. Une fois que quelqu'un est détenu, seule une force minimale non-mortelle est autorisée pour prévenir son évasion, à moins qu'il y ait une nécessité d'agir en auto-défense, dans lequel cas une force minimale est autorisée, y compris la force mortelle. Cependant, si des gens parviennent à s'enfuir et que par conséquent la menace de leur usage de force est éloignée, aucune force de quelque nature que ce soit ne peut plus être exercée pour les appréhender.

13. Tout détenu sera remis aussitôt que possible aux autorités de police habilitées désignées par le Commandant de la Force. Toutes les armes saisies sur des détenus seront confisquées ou rendues militairement inefficaces.

14. Traitement des détenus. Toute personne détenue n'est pas un prisonnier de guerre régi par la Convention de Genève de 1949. Cependant, à toute personne détenue il sera accordé, comme niveau minimum, le même traitement que celui d'un prisonnier de guerre. Dans presque tous les cas, sauf là où des exigences opérationnelles extrêmes l'exigent, un standing de vie plus élevée sera accordée. Comme la détention devra aussi courte que possible, beaucoup de procédures accordées aux prisonniers de guerre par la Convention de Genève seront sans objet.

Note: Les détenus ne doivent pas être soumis à l'intimidation, la privation ou l'humiliation. Les soins médicaux ainsi que l'attention du personnel médical seront accordées chaque fois que de besoin. Les détenus auront droit aux mêmes rations et abris que eux du personnel de la MINUAR.

#### PROCEDURES DE DEFI ET D'ESCALADE

15. Sauf dans le cas où une riposte s'avère nécessaire en conformité avec le paragraphe 16, autrement les procédures suivantes doivent être suivies:

(a) Avertissement verbal ou visuel. Avertis l'agresseur d'arrêter son activité, ce qui, dans des circonstances normales, devrait suivre la séquence suivante:

(1) selon les circonstances, un avertissement peut être oral, un signe ou une illumination (càd des feux signalisateurs tenus en mains, des lampes-torches, etc.). Le fait de donner un avertissement devrait être communiqué aux niveaux supérieurs de commandement accompagné de rapports continus sur la situation;

(2) répéter l'avertissement verbal ou visuel autant de fois que nécessaire pour s'assurer qu'il est compris ou accepté;

b. Charger les armes. Sur autorisation dans la situation B du Règlement d'Engagement N°.2 (référence au paragraphe 16);

c. Tirs d'avertissement. Si la menace persiste, utiliser des tirs d'avertissement ciblés dans une direction sûre afin de ne pas se faire mal ou de causer des dégâts secondaires.;

d. Force non-mortelle. Si les tirs d'avertissement sont ignorés, employer le minimum de force non-mortelle;

e. force non-mortelle. Si un minimum de force non-mortelle n'est pas applicable ou n'a pas d'effet, sur ordre et sous le contrôle d'un supérieur, on peut recourir à une force minimale mortelle, notamment des tirs non-automatiques ciblés, jusqu'à ce que la menace soit écartée;

f. Escalade de la force mortelle. La montée des armes à feu avec d'autres systèmes d'armes seront placés sous les ordres du seul commandant habilité en conformité avec le paragraphe 7.

#### TIR SANS AVERTISSEMENT OU ESCALADE.

16. Le seul moment où il est permis de faire usage de force mortelle sans avertissement ou escalade est quand une attaque armée par un agresseur vient de façon si inattendue que même un petit retard pourrait:

a. causer la mort ou un dommage grave au personnel de la MINUAR ou à tout autre personnel militaire ou civil autorisé par les Nations unies;

b. causer la mort ou un dommage grave à des personnes placées sous la protection de la MINUAR; ou



c. conduire à un dommage ou destruction immédiate des biens de la MINUAR dans les circonstances décrites au paragraphe 9.b(2).

#### PROCEDURE DANS LE PROCESSUS D'OUVRIRE LE FEU.

17. Tout usage d'armes à feu comme moyen d'exercer une force mortelle consistera en des tirs ciblés, c'est-à-dire viser au milieu de la masse visible de la cible. Les tirs doivent être contrôlés pour ne pas tirer aveuglément. Les tirs automatiques ainsi que l'emploi des armes de support ne seront utilisés qu'en dernier ressort et seulement sur autorisation tel que mentionné au paragraphe 7. Les tirs ciblés continueront aussi longtemps qu'il sera nécessaire pour atteindre le but immédiat.

A travers des ordres pour contrôler les tirs, le commandant sur place indiquera et contrôlera les tirs dirigés de préférence sur les meneurs ou sur les instigateurs de la menace. Un rapport régulier sur la situation sera transmis à travers la chaîne de commandement.

18. Chaque fois que possible, l'intensification de l'usage de force devrait être autorisée par la chaîne de commandement de la MINUAR. Un appel explicite par radio pour demander l'autorisation d'ouvrir le feu peut à lui seul provoquer un effet pacificateur. La permission de passer à un niveau supérieur de force doit être obtenue du commandant habilité en conformité avec le paragraphe 7. Le commandant sur place est responsable de l'évaluation de la situation et de la prise d'une action appropriée à la situation.

#### PROCEDURE APRES L'OUVERTURE DU FEU.

19. Après l'ouverture du feu, les commandants devraient s'assurer que les actions suivantes sont menées.

a. Action médicale. Toute personne blessée, y compris celles sur lesquelles le personnel de la MINUAR a tiré, bénéficiera de l'assistance de première nécessité à condition qu'une telle action puisse se faire sans mettre davantage en danger les vies du personnel de la MINUAR.

b. Enregistrement. Les détails sur l'incident seront enregistrés, y compris:

- (1) la date, l'heure et le lieu où l'ouverture du feu a eu lieu;
- (2) l'unité et le personnel impliqués;
- (3) les événements qui ont conduit à l'ouverture du feu;
- (4) pourquoi le personnel de la MINUAR a ouvert le feu;
- (5) sur qui ou quoi est-ce qu'on a tiré;

(6) les armes utilisées; et

(7) le résultat apparent des coups tirés.

c. Rapport. Les informations ci-haut ainsi que la situation qui prévaut doivent être transmises à travers la chaîne de commandement au Siège de la Force à l'attention du Commandant de la Force et de l'Officier Chef des Opérations.

#### QUATRIEME PARTIE

#### REGLES D'ENGAGEMENT

20. Règle No. Un: Autorisation de porter des armes

a.

ONU DISTRIBUTION RESTREINTE.

**SECTION 9:**  
**DIRECTIVE OPERATIONNELLE NO. 02**  
**REGLEMENT D'ENGAGEMENT**

1 ère PARTIE

1. Le commandement des opérations militaires doit être contrôlé et réglementé par la clause de loi, de convention et de jurisprudence nationale et internationale. En ce qui concerne l'opération sous le commandement de l'Organisation des Nations Unies (ONU), il est du ressort de l'ONU de déterminer les paramètres dans lesquels doivent opérer les Forces de l'ONU. Les Règles d'Engagement (RDE) est le moyen employé par l'ONU pour fournir, aux commandants de tous les niveaux, des conseils et des instructions politiques et légales concernant l'usage de la Force par le personnel de l'ONU. Les RDE sont préparées par le Commandant des Forces; de plus elles doivent être approuvées par l'ONU et ne peuvent être modifiées sous l'autorisation des Nations unies.

2. Ces Règles d'Engagement de la MINUAR sont prévues pour les Forces de l'ONU opérant sous les auspices de la Résolution no.925 du Conseil de Sécurité de l'ONU, Résolution datant du 8 Juin 1994, qui stipule dans son paragraphe 4 ce qui suit:

"... le mandat consolidé de la MINUAR comprend les clauses suivantes:

(a) contribuer à la sécurité et à la protection des personnes déplacées, des réfugiés et de personnes menacées au Rwanda, y compris, dans la mesure du possible, l'établissement et le maintien de zones humanitaires sûres;

(b) garantir la sécurité et l'assistance pour la distribution de l'aide ainsi que pour les opérations d'aide humanitaire; et

(c) agir comme intermédiaire entre les parties en essayant de garantir leur accord de cesser-le-feu;..."

Le paragraphe 5 de la résolution reconnaît particulièrement que:

"La MINUAR peut être obligé de prendre une action d'auto défense contre des personnes ou même des groupes s'attaquant soit à des sites ou des populations protégés, soit au personnel humanitaire ou des Nations Unies ou soit aux autres équipements de livraison et de distribution de l'aide humanitaire.

3. La MINUAR est une force de maintien de la paix sans engagement à l'une ou l'autre partie en conflit dans la guerre civile rwandaise. Selon les dispositions de l'Accord de Paix d' Arusha et le mandat du Conseil de Sécurité des Nations Unies, la MINUAR a l'engagement d'aider toutes les parties en conflit à atteindre la paix. L'impartialité est la clé et toutes les actions de la MINUAR doivent viser à assurer l'accomplissement de cet objectif. Cependant, des circonstances peuvent surgir où l'usage de la force par le personnel de la MINUAR serait nécessaire et justifiée.

## DEUXIEME PARTIE

### DEFINITIONS

4. Les définitions clés suivantes doivent être bien comprises par tout le personnel de la MINUAR:

a. La force. L'usage des moyens physiques pour imposer sa volonté. La force militaire est l'usage des moyens physiques fournis par des corps de troupes formés, armés et disciplinés sous un commandement unifié pour atteindre une même fin, ceci impliquant généralement la possibilité de l'usage de la violence à des niveaux importants.

b. Auto- défense. L'usage de la force pour protéger:

- (1) soi-même et le personnel de son unité,
- (2) autre personnel militaire ou civil de la MINUAR,
- (3) le personnel d'assistance humanitaire n'appartenant pas à la MINUAR,
- (4) des personnes déplacées, réfugiées ou civiles se trouvant dans des sites ou parmi des populations sous la protection des forces de la MINUAR,  
ou
- (5) autre personnel militaire ou civil autorisé par les Nations Unies,

contre une intention ou un acte hostile où l'on n'a pas d'autre choix ou le temps de délibérer.

c. Acte hostile. Un acte hostile est une attaque ou autre emploi de la force contre les entités énumérées au paragraphe 4.b.ci-dessus.

d. Intention hostile. Une intention hostile est une menace d'usage imminent de la force contre les entités énumérées au paragraphe 4.b.ci-dessus.

e. Force minimale. Le degré minimum de force autorisée qui est nécessaire, raisonnable et légale dans les circonstances.

f. Dommages additionnels. Dommages causés aux personnes ou aux biens jouxtant mais ne faisant pas partie de la cible autorisée.

g. Force non-mortelle. Tout moyen physique pour contraindre à accepter qui ne comporte pas de risque de mort ou de dommage physique grave contre l'individu sur lequel la force est exercée. Il s'agit généralement de l'usage de la force moins l'emploi des armes à feu ou d'autres armes mortelles. Les exemples comprennent le fait de pousser et donner des formes de coups légers, contraindre des personnes par des moyens physiques ou mécaniques. Des tirs d'avertissement relèvent de la force non-mortelle même si ça comporte l'usage des armes à feu.

h. Force mortelle. C'est le dernier degré dans l'usage de la force. Il s'agit de ce niveau où la force exercée vise à causer ou peut causer la mort ou un dommage corporel grave indépendamment de l'effet réel de cette force.

### TROISIEME PARTIE

#### INSTRUCTIONS SUR L'USAGE DE LA FORCE

##### DOMAINE D'APPLICATION

5. Les Règles d'engagement citées dans cette circulaire s'appliquent à tout le personnel fourni par toutes les nations participant à la MINUAR selon les dispositions de la Résolution 925 du Conseil de Sécurité des Nations Unies du 8 Juin 1994. Ces Règles apparaissent sous forme d'interdiction ou de permission. Sous forme d'interdiction, elles sont des ordres de ne pas mener des actions spécifiques. Sous forme de permission, elles servent de guide aux commandants sur certaines actions qui peuvent être menées si elles sont jugées nécessaires pour atteindre les objectifs de la mission.

##### LA RESPONSABILITE DES COMMANDANTS

6. Les commandants à tous les niveaux sont chargés de:

a. faire traduire cette circulaire et la diffuser à chacune des personnes sous leurs ordres; et

b. s'assurer que toute personne sous leurs ordres comprend le contenu du présent document.



## NIVEAUX D'AUTORISATION POUR FAIRE USAGE DE LA FORCE

7. L'usage de force dangereuse pour tous les différents types d'armes sera autorisée comme suit:

a. Le commandant de la Force ou son représentant :

- (1) armes de support lourdes (càd lance-roquettes, pièces d'artillerie, mortiers légers, etc.);
- (2) mitrailleuses lourdes ou canons ( .50 cal, 20mm, etc.); et
- (3) mitrailleuses moyennes (càd FN MAG, M60, etc.)

b. Commandants de Secteurs :

- (1) mitrailleuses légères; et
- (2) toute arme automatique personnelle

c. Du commandant de bataillon jusqu'au soldat simple sur la scène de menace. Armes personnelles non-automatiques.

## PRINCIPES REGISSANT L'USAGE DE LA FORCE

8. Quand un incident survient où l'usage de la force est nécessaire, l'on devra s'en tenir aux principes suivants:

- a. Si possible, les moyens de négociation et d'avertissement doivent être exploités à fond avant de commencer tout usage de la force;
- b. Il faudra employer seulement le minimum de la force dangereuse ou non-dangereuse requis pour l'objectif immédiat;
- c. Excepté là où c'est autorisé sous le paragraphe 11, l'échelle des procédures de force conformes au paragraphe 16 doivent être épuisée avant de faire appel à l'usage de la force dangereuse;
- d. La force dangereuse est justifiée seulement dans des conditions d'extrême nécessité et en dernier ressort quand tous les moyens plus simples ont échoué ou ne peuvent pas être pratiquement employés;
- e. La violence utilisée doit être réduite au minimum;
- f. Les dommages secondaires doivent être réduits au minimum;
- g. l'usage de la force en représailles est interdit; et

h. L'usage de la force est contrôlé par le commandant présent sur la scène et il doit cesser une fois que l'objectif a été atteint.

#### PERMISSION DE FAIRE USAGE DE LA FORCE

9. La force peut être comme suit:

a. La force non-dangereuse. Le personnel de la MINUAR est autorisé à faire usage de la force dans les circonstances suivantes:

- (1) en cas d'auto-défense( telle que définie au paragraphe 4.b.) contre un groupe non-armé;
- (2) contre des tentatives non-armées pour infiltrer ou encercler des unités, compound ou locaux de la MINUAR;
- (3) quand les bâtiments de la MINUAR sont violés dans des tentatives non-armées pour voler les biens de la MINUAR ou des biens placés sous la protection des Nations Unies.
- (4) contre des tentatives non-armées pour enlever ou détenir le personnel militaire ou civil de la MINUAR; et
- (5) quand des tentatives non-armées sont faites pour empêcher le personnel de la MINUAR d'exécuter les ordres de leurs commandants.

b. Force mortelle. Le personnel de la MINUAR est autorisé à faire usage d'une force mortelle dans les circonstances suivantes:

- (1) en cas d'auto-défense (telle que définie au paragraphe 4.b.) contre des personnes qui posent un acte hostile ou montrent une intention hostile;
- (2) pour protéger, contre dommage ou destruction, des biens ou installations appartenant à ou placés sous la protection de la MINUAR, y compris des sites protégés ainsi que les moyens de livraison et de distribution de l'aide humanitaire:
  - (a) qui ont été jugés essentiels pour le succès de la MINUAR par l'officier chargé du commandement de l'unité en consultation avec le Commandant de la Force,
  - (b) qui justifient la protection moyennant l'usage d'une force mortelle, et

(c) là où il n'y a pas d'autre moyen d'empêcher le dommage ou la destruction;

(3) pour maîtriser des tentatives armées voulant empêcher les Forces de la MINUAR de remplir leurs devoirs, quand ils sont autorisés par le commandant de la Force;

(4) pour résister à des tentatives armées voulant désarmer, enlever ou détenir le personnel militaire ou civil de la MINUAR;

(5) pour résister à des tentatives armées voulant contraindre le personnel de la MINUAR à se retirer des régions sous sa protection occupées sur ordre du Commandant de la Force ou de son représentant; et

(6) pour résister à des tentatives armées voulant couper la Force de la MINUAR.

#### AUTORISATION DE FOUILLE ET DE DETENTION

10. Autorisation de stopper et de fouiller. Le personnel de la MINUAR est autorisé à arrêter tout individu qui tente d'entrer ou qui est découvert à l'intérieur des bâtiments sous la protection de la MINUAR et d'exiger de lui ou d'elle de se soumettre à une fouille unanime de soi-même et de son véhicule, le cas échéant. A toute personne qui n'accepte pas d'être fouillée on lui refusera l'accès et elle sera conduite hors du bâtiment sous escorte ou détenue selon les normes en vigueur. Des fouilles de personnes ainsi que de leurs biens sont aussi autorisées pour les besoins de la sécurité. De telles fouilles peuvent être menées avec le minimum nécessaire d'usage de la force.

11. Autorisation de détention. Les personnes ne seront détenues que quand elles auront commis un acte hostile, affiché une intention hostile, mené toute activité qui requerrait l'usage de la force contre elles tel que stipulé par le paragraphe 9.

12. Une fois que quelqu'un est détenu, seule une force minimale non-mortelle est autorisée pour prévenir son évasion, à moins qu'il y ait une nécessité d'agir en auto-défense, dans lequel cas une force minimale est autorisée, y compris la force mortelle. Cependant, si des gens parviennent à s'enfuir et que par conséquent la menace de leur usage de la force est éloignée, aucune force de quelque nature que ce soit ne peut plus être exercée pour les appréhender.

13. Tout détenu sera remis aussitôt que possible aux autorités de police habilitées désignées par le Commandant de la Force. Toutes les armes saisies sur des détenus seront confisquées ou rendues militairement inefficaces.

14. Traitement des détenus. Toute personne détenue n'est pas un prisonnier de guerre régi par la Convention de Genève de 1949. Cependant, à toute personne détenue il sera accordé, comme niveau minimum, le même traitement que celui d'un prisonnier de guerre. Dans presque tous les cas, sauf là où des exigences opérationnelles extrêmes l'exigent, un standing de vie plus élevée sera accordée. Comme la détention devra être aussi courte que possible, beaucoup de procédures accordées aux prisonniers de guerre par la Convention de Genève seront sans objet.

Note: Les détenus ne doivent pas être soumis à l'intimidation, la privation ou l'humiliation. Les soins médicaux ainsi que l'attention du personnel médical seront accordés chaque fois que de besoin. Les détenus auront droit aux mêmes rations et abris que ceux du personnel de la MINUAR.

#### PROCEDURES DE DEFI ET D'ESCALADE

15. Sauf dans le cas où une riposte s'avère nécessaire en conformité avec le paragraphe 16, autrement les procédures suivantes doivent être suivies:

(a) Avertissement verbal ou visuel. Avertir l'agresseur d'arrêter son activité, ce qui, dans des circonstances normales, devrait suivre la séquence suivante:

(1) selon les circonstances, un avertissement peut être oral, un signe ou une illumination (càd des feux signalisateurs tenus en mains, des lampes-torches, etc.). Le fait de donner un avertissement devrait être communiqué aux niveaux supérieurs de commandement accompagné de rapports continus sur la situation;

(2) répéter l'avertissement verbal ou visuel autant de fois que nécessaire pour s'assurer qu'il est compris ou accepté;

b. Charger les armes. Sur autorisation dans la situation B du Règlement d'Engagement N°.2 (référence au paragraphe 16);

c. Tirs d'avertissement. Si la menace persiste, utiliser des tirs d'avertissement ciblés dans une direction sûre afin de ne pas se faire mal ou de causer des dégâts secondaires.;

d. Force non-mortelle. Si les tirs d'avertissement sont ignorés, employer le minimum de force non-mortelle;

e. force non-mortelle. Si un minimum de force non-mortelle n'est pas applicable ou n'a pas d'effet, sur ordre et sous le contrôle d'un supérieur, on peut recourir à une force minimale mortelle, notamment des tirs non-automatiques ciblés, jusqu'à ce que la menace soit écartée;

f. Escalade de la force mortelle. La montée des armes à feu avec d'autres systèmes d'armes sera placée sous les ordres du seul commandant habilité en conformité avec le paragraphe 7.

#### TIR SANS AVERTISSEMENT OU ESCALADE.

16. Le seul moment où il est permis de faire usage de force mortelle sans avertissement ou escalade est quand une attaque armée par un agresseur vient de façon si inattendue que même un petit retard pourrait:

a. causer la mort ou un dommage grave au personnel de la MINUAR ou à tout autre personnel militaire ou civil autorisé par les Nations unies;

b. causer la mort ou un dommage grave à des personnes placées sous la protection de la MINUAR; ou

c. conduire à un dommage ou destruction immédiate des biens de la MINUAR dans les circonstances décrites au paragraphe 9.b(2).

#### PROCEDURE DANS LE PROCESSUS D'OUVRIRE LE FEU.

17. Tout usage d'armes à feu comme moyen d'exercer une force mortelle consistera en des tirs ciblés, c'est-à-dire viser au milieu de la masse visible de la cible. Les tirs doivent être contrôlés pour ne pas tirer aveuglément. Les tirs automatiques ainsi que l'emploi des armes de support ne seront utilisés qu'en dernier ressort et seulement sur autorisation tel que mentionné au paragraphe 7. Les tirs ciblés continueront aussi longtemps qu'il sera nécessaire pour atteindre le but immédiat.

A travers des ordres pour contrôler les tirs, le commandant sur place indiquera et contrôlera les tirs dirigés de préférence sur les meneurs ou sur les instigateurs de la menace. Un rapport régulier sur la situation sera transmis à travers la chaîne de commandement.



18. Chaque fois que possible, l'intensification de l'usage de force devrait être autorisée par la chaîne de commandement de la MINUAR. Un appel explicite par radio pour demander l'autorisation d'ouvrir le feu peut à lui seul provoquer un effet pacificateur. La permission de passer à un niveau supérieur de force doit être obtenue du commandant habilité en conformité avec le paragraphe 7. Le commandant sur place est responsable de l'évaluation de la situation et de la prise d'une action appropriée à la situation.

#### PROCEDURE APRES L'OUVERTURE DU FEU.

19. Après l'ouverture du feu, les commandants devraient s'assurer que les actions suivantes sont menées.

a. Action médicale. Toute personne blessée, y compris celles sur lesquelles le personnel de la MINUAR a tiré, bénéficiera de l'assistance de première nécessité à condition qu'une telle action puisse se faire sans mettre davantage en danger les vies du personnel de la MINUAR.

b. Enregistrement. Les détails sur l'incident seront enregistrés, y compris:

- (1) la date, l'heure et le lieu où l'ouverture du feu a eu lieu;
- (2) l'unité et le personnel impliqués;
- (3) les événements qui ont conduit à l'ouverture du feu;
- (4) pourquoi le personnel de la MINUAR a ouvert le feu;
- (5) sur qui ou quoi est-ce qu'on a tiré;
- (6) les armes utilisées; et
- (7) le résultat apparent des coups tirés.

c. Rapport. Les informations ci-haut ainsi que la situation qui prévaut doivent être transmises à travers la chaîne de commandement au Siège de la Force à l'attention du Commandant de la Force et de l'Officier Chef des Opérations.

#### QUATRIEME PARTIE

##### REGLES D'ENGAGEMENT

20. Règle No. Un: Autorisation de porter des armes

- a. Situation A : Pas d'autorisation; et
  - b. Situation B : Autorisation accordée de porter des armes.
21. Règle No. Deux: Etat des armes
- a. Situation A : les armes seront portées avec des chargeurs remplis.
  - b. Situation B : Les armes portées seront chargées mais sécurisées.
22. Règle No. Trois: Riposte à une intention ou un acte hostile sans faire usage du feu.
- a. Situation A : observer et transmettre un rapport, mais se retirer en vue de préserver sa propre force.
  - b. Situation B : Rester sur place. Contacter et établir une liaison avec la(les) force(s) opposée(s) et/ou les autorités locales concernées.
  - c. Situation C : Observer et faire un rapport. Rester sur place. Prévenir l'agresseur de votre intention de faire usage de la force et montrer votre fermeté par des moyens appropriés sans ouvrir le feu.
  - d. Situation D : Observer et faire un rapport. Rester sur place. Prévenir l'agresseur de votre intention de faire usage de la force et montrer votre fermeté par des moyens appropriés. L'usage du feu à titre démonstratif est autorisé.
23. Règle No. Quatre : Désarmement du personnel paramilitaire ou des civils.
- a. Situation A : Pas d'autorisation.
  - b. Situation B : Autorisation accordée. Au cours du désarmement, faire usage minimum de force et monter jusqu'à l'usage de force mortelle si une intention hostile est affichée ou un acte hostile est commis. Se remettre à l'autorité appropriée à la première occasion.
24. Règle No. Cinq : Intervention et tirs d'avertissement
- a. Situation A : Intervention interdite.
  - b. Situation B : Intervenir en utilisant la force mortelle contre des cibles bien identifiées et désignées seulement après avoir tiré des coups d'avertissement dans le cadre du processus d'avertissement.

25. Règle No. Six : Contrôle des systèmes d'armes

- a. Situation A : Il est interdit d'entretenir, préparer, déplacer et de faire usage des armes en présence des forces en conflit.
- b. Situation B : L'activité nommée ci-haut peut se dérouler en présence des forces en conflit mais elle sera spécifiée par les notes suivantes:

- (1) Entretenir ( type de système );
- (2) Préparer ( type de système );
- (3) Déplacer ( type de système );
- (4) Ouvrir le feu (type de système ).

26. Règles applicables dans des situations normales. Dans les situations normales quotidiennes, le statut des règles d'engagement à appliquer est le suivant:

- a. Règle No. Un, Situation B (Autorisation de porter des armes.);
- b. Règle No. Deux, Situation A (les armes seront portées chargées.);
- c. Règle No.Trois, Situation B (Rester sur place. Contacter et établir une liaison avec la(les) force(s) opposée(s) et/ou les autorités locales concernées.);
- d. Règle No.Quatre, Situation A (Pas d'autorisation accordée.);
- e. Règle No.Cinq, Situation A (Intervention interdite.); et
- f. Règle No. Six, Situation A (Entretenir, préparer, déplacer et faire usage des armes en présence des forces en conflit est interdit).

NOTE: Les modifications du statut normal des Règles d'Engagement pour les Forces de la MINUAR, telles que libellées dans ce paragraphe, seront faites sur ordre du Commandant de la Force ou de son Représentant. Les Commandants de Secteur peuvent ordonner des modifications du statut normal des Règles d'Engagement pour leurs secteurs, avec autorisation du Commandant de la Force ou de son Représentant.

CINQUIEME PARTIE

CONCLUSION

27. L'objectif de cette circulaire est de fournir un guide aux commandants et soldats de tous les niveaux en cas d'usage de force. Cependant, il n'est pas possible de faire une circulaire définitive qui puisse détailler toute action possible pour toute situation possible. Il est important et obligatoire que tous le personnel de la MINUAR comprenne ces Règles d'Engagement et les applique à toute situation qui se produit nécessitant l'usage de la force.

28. Les amendements à cette circulaire seront faits tels que requis et approuvés par les Nations unies.

29. Cette circulaire sera classée avec mention DISTRIBUTION RESTREINTE ONU.

Annexe:

Annexe A Aide-Mémoire pour le personnel de la MINUAR.

**NIVEAUX DE PREPARATION/ALERTE DE LA MINUAR**

No	SITUATION	UNITES/QG	ACTION
1	VERTE	TOUS	1.Activités normales 2.RDE: Règle 1-Situation B, Règle 2- Situation A, Règle 3- Situation B, Règle 4- Situation A, Règle 5-^Situation A, Règle 6-Situation A.

2	JAUNE	QG	<ul style="list-style-type: none"> <li>1. Début de préparation pour la situation qui suit.</li> <li>2. Augmentation des liaisons.</li> <li>3. Visites des personnalités importantes annulées.</li> <li>4. Pas de congé excepté pour des raisons humanitaires.</li> </ul>
		UNITES	<ul style="list-style-type: none"> <li>1. Stade de précaution.</li> <li>2. Double Sentinelle.</li> <li>3. Restriction du mouvement nocturne.</li> <li>4. Tester les abris.</li> <li>5. Alerter les troupes.</li> <li>6. Pas d'accord de congé sauf pour des raisons humanitaires.</li> <li>7. Consolider les communications, les unités et les armes.</li> <li>8. 3 heures de préparation accordées aux troupes en réserve pour se mettre en mouvement.</li> </ul>
3	ROUGE	TOUS	<b>RDE: Règle 1-Situation B, Règle 2-Situation B, Règle 3-Situation C, Règle 4-Situation A, Règle 5-Situation A, Règle 6-situation A.</b>
		QG	<ul style="list-style-type: none"> <li>1. Alerte général.</li> <li>2. Visites des personnalités importantes annulées.</li> <li>3. Pas de congé.</li> <li>4. Seuls les mouvements d'urgence sont permis.</li> <li>5. Envoi des rapports spéciaux sur la situation au Quartier Général des Nations Unies.</li> <li>6. Evacuation des civils si la situation le permet.</li> </ul>
		UNITES	<ul style="list-style-type: none"> <li>1. Les troupes en position défensive.</li> <li>2. Les troupes en position d'alerte.</li> <li>3. Une heure de préparation accordée aux troupes en réserve pour se mettre en mouvement.</li> <li>4. Pas d'accord de congé.</li> <li>5. Les troupes de garde à l'extérieur portent des flak jackets.</li> </ul>
		TOUS	<b>RDE: Règle 1-Situation B, Règle 2-Situation B, Règle 3-Situation D, Règle 4-Situation B, Règle 5-Situation B, Règle 6-Situation B.</b>



## **AIDE MEMOIRE - REGLES D'ENGAGEMENT**

### **REGLE UNE:       AUTORISATION DE PORTER DES ARMES**

SITUATION A:   Pas d'autorisation.

SITUATION B:   Autorisation accordée.

### **REGLE DEUX:       CONDITION DES ARMES**

SITUATION A:   les armes seront portées chargées.

SITUATION B:   le armes seront chargées mais sécurisées.

### **REGLE TROIS:     RIPOSTE A UNE INTENTION OU ACTE HOSTILE SANS FAIRE USAGE DU FEU**

SITUATION A:   Observer et transmettre un rapport mais se retirer pour ses propres forces.

SITUATION B:   rester sur place. Contacter et établir une liaison avec la(les) force(s) opposée(s) et/ou les autorités locales concernées.

SITUATION C:   observer et faire un rapport. Rester sur place. Avertir l'agresseur de votre intention de faire usage de la force et se montrer ferme par des moyens appropriés sans ouvrir le feu.

SITUATION D:   observer et faire un rapport. Rester sur place. Avertir l'agresseur de votre intention de faire usage de la force et se montrer ferme par des moyens appropriés. L'usage du feu à titre démonstratif est autorisé.

### **REGLE QUATRE:   DESARMEMENT DU PERSONNEL PARAMILITAIRE OU DES CIVILS**

SITUATION A:   Pas d'autorisation.

SITUATION B:   Autorisation accordée. Au cours de cette activité, faire usage minimum de la force et monter jusqu'à l'emploi de la force mortelle si une intention hostile est affichée ou un acte hostile commis. Se remettre à l'autorité appropriée le plutôt possible.

**REGLE CINQ:      INTERVENTION ET TIRS D' AVERTISSEMENT**

SITUATION A:    Intervention interdite.

SITUATION B:    Intervention avec usage de la force mortelle contre des cibles bien identifiées et nommées après que des coups d'avertissement aient été tirés dans le cadre d'un processus de d'avertissement.

**REGLE SIX:      CONTROLE DES SYSTEMES D'ARMES**

SITUATION A:    Il est interdit d'entretenir, préparer, déplacer, et de faire usage des armes en présence des forces en conflit.

SITUATION B:    l'activité ci-haut décrite est permise en présence des forces en conflit mais elle sera explicitée par les remarques suivantes:

- (1)    Entretenir(type de système)
- (2)    Préparer(type de système)
- (3)    Déplacer(type de système)
- (4)    Faire feu(type de système)

UNAMIR DISTRIBUTION RESTAINTE

**INSTRUCTIONS A TOUS LES MEMBRES DES COMPOSANTS MILITAIRES DE LA MINUAR CONCERNANT L'OUVERTURE DE FEU AU RWANDA**

1. Vous êtes priés d'éviter l'usage de force, quand il est possible de le faire, et votre comportement doit, le moins possible causer de problème, soit de la peur ou de danger à la population locale.

2. Votre chef immédiat vous ordonnera tout changement concernant le fait d'être prêt pour l'usage d'armes. Lorsque votre chef doit normalement donner l'ordre de tirer, vous avez le droit d'user de la force appropriée pour votre défense propre ou pour ceux qui sont placés sous votre protection. Toutes les fois qu'il est possible, un avertissement devra se faire avant de tirer avec le fusil (voir au verso).

3. Si vous êtes obligé d'user de la force, vous devez user seulement le **NININUN DE LA FORCE** Nécessaire. Le **NININUN DE LA FORCE** normalement implique les actions successives ci-dessous:

- a. démonstration d'armes.
- b. avertissement verbal.
- c. barrer l'accès de l'endroit devant être protégé.
- d. restriction physique.
- e. coups de feu d'avertissement.
- f. position de tir, et
- g. mise à feu d'armes.

**AVERTISSEMENT**

**AVERTISSEMENT AVANT DE TIRER.** Chaque fois que c'est possible un avertissement doit être donné avant de tirer. Cet avertissement doit se faire à voix claire et haute en ANGLAIS/FRANÇAIS ou en KINYARWANDA:

STOP-HANDS UP/ ARRETEZ LEVEZ LES MAINS/  
HAGARARA, AMABOKO HEJURU

(PAUSE)

**STOP OR I WILL SHOOT/ ARRETEZ OU JE TIRE/**  
**HAGARARA, CYANGWA BAKURASE**

5. **TIRE APRES AVERTISSEMENT.** Après avertissement vous pourrez tirer sur une personne mais pour éviter la mort ou blesser grièvement uniquement dans les cas suivants:

- a. si l'individu est en possession d'une arme dangereuse (exemple: arme à feu, un engin d'explosion improvisé ou une machette) ET
- b. si vous jugez que la personne se prépare à vous attaquer, attaquer votre unité ou une personne sous votre protection, ET
- c. si l'individu refuse de s'arrêter alors qu'on le lui demande; ET
- d. si vous jugez qu'il n'y a aucun autre moyen de stopper l'individu.

6. **TIRE SANS AVERTISSEMENT.** Vous pourrez tirer sans avertissement sur une personne mais pour éviter la mort ou blesser grièvement dans des cas suivants:

- a. si l'individu a employé ou veut utiliser une arme à feu ou tout autre arme dangereux contre vous-même, contre votre unité ou contre une personne sous votre protection; OU
- c. si l'individu est en possession de ce que vous jugez être une arme dangereuse, ET s'il s'apprête à l'employer, ET si vous jugez qu'il n'y a aucun autre moyen de vous protéger, protéger votre unité ou les personnes sous votre protection.

7. Si vous êtes obligé de tirer, vous devrez rapporter tous les étapes vous avez suivis et les consigner dans le rapport à soumettre par écrit à votre chef direct.

A-2

UNAMIR RESTRICTED

C O S I C S - F O R M A L M E S S A G E

Date posted: 07-Jun-1994 12:34 DST  
 From: Major Stuart Jeffrey PRMNY - JEFFRSC  
 Dept: PRMNY WKGR  
 Tel No: 1-212-751-5600

Action: EXTOTT IDS ( EXTOTT\_IDS AT A1 AT COTTOB )

Number: C-PRMNY-WKGR-0720

Subject: UNAMIR RULES OF ENGAGEMENT

Reference: WKGR 6012 6 JUN 94/WKGR 6007 3 JUN 94

1. UN MILAD, MGEN BARIL, SPOKE WITH DMILAD PRMNY THIS MORNING TO ADVISE THAT UNHQ DPKO HAD CONSIDERED CDN POSITION ON UNAMIR RULES OF ENGAGEMENT (ROE) CONVEYED TO USG ANNAN BY PERMREP IN MEETING ON 6 JUN, PRMNY WKGR 6012 6 JUN REFERS.

2. UN MILAD STATED THAT UN DID NOT FORESEE ANY DIFFICULTIES IN MEETING CDN CONCERNS AND ADVISED THAT PREAMBULAR PARA 2 OF CURRENT ROE (FAXED TO IDS AND DIPOL UNDER WKGR 6007 3 JUN 94) WOULD BE UPDATED TO REFLECT UNSC 918. ROE FOR EXPANDED UNAMIR WILL BE ANCHORED IN UNSC RESLN 918 AND UPDATED UNAMIR TO REFER TO RESLN 918 AND THE ADDITIONAL TASKS MANDATED BY THAT RESLN. UN WOULD ALSO TAKE ACCOUNT OF ANY FURTHER DEVELOPMENTS WITH REGARD TO UNSC ACTION ON LATEST SG REPORT ON UNAMIR, S/1994/640 31 MAY 94.

3. BARIL ADVISED THAT UNAMIR HAD BEEN ISSUING SUPPLEMENTS TO THE ROE FIRST ISSUED IN NOV 93. SUPPLEMENT ON PROTECTION OF UN INSTALLATIONS WAS INCLUDED WITH WKGR 6007. THERE WAS ALSO A SUPPLEMENT ISSUED ON CONVOY PROTECTION FOR CONVOYS CONDUCTED ON EXCHANGE OF DISPLACED PERSONS. UN MILAD UNDERTOOK TO PROVIDE COPY OF THIS SUPPLEMENT.

4. UN MILAD ADVISED THAT THERE WOULD BE A COMPLETE REVIEW OF UNAMIR ROE FOR THE EXPANDED UNAMIR WHICH WOULD TAKE INTO ACCOUNT SUPPLEMENTS ISSUED TO CURRENT ROE AND THE TASKS ADDED TO UNAMIR'S MANDATE SINCE UNSC RESLN 872 OF 5 OCT 93.

Info: Remote Adr/Dest. d'un autre sys. ( NDHQOTT/DIPOL AT C  
 Info: EXTOTT IDD ( EXTOTT IDD AT A1 A  
 Info: Louise Fréchette Amb PRMNY - WKGR ( FRECHLC )  
 Info: David M. Malone Amb PRMNY - WKGR ( MALONDMC )  
 Info: Col L.T.B. Mintz PRMNY - WKGR ( MINTZLC )  
 Info: Major Stuart Jeffrey PRMNY - WKGR ( JEFFRSC )

Program code: DR (Defence Relations)

Approvals: JEFFREY FOR MALONE

Consultations:

2G3 Plans

1. Att: ROE Discussions
2. SG Report
3. Cdn ROE card.

*[Signature]*  
 Col  
 DCOS OPS  
 24.8

The Permanent Mission of Canada  
to the United Nations, New York

La Mission Permanente du Canada  
auprès des Nations Unies, New York

File No:>21-14-6 UNAMIR

Destruction Date:>6 JUN 96

OUR FAX NO/NOTRE BÉLINO: (212) 758-2603  
486-1295

OUR TELEPHONE NO/NOTRE NO DE TELEPHONE: (212) 751-5600

SECURITY/SÉCURITÉ:>UNCLASSIFIED

DATE:>6 JUN 94

OUR NO/NOTRE NO:> WKGR 6012

FOLLOWING PAGES/PAGES SUIVANTES:>2

ADDRESSEES/DESTINAIRES:>EXTOTT/IDS/LCOL BENTLEY  
FAX NO/BÉLINO:>



INFO:>NDHQOTT/DIPOL/LCOL CLARK

DIST:>

SUBJ:>UNAMIR RULES OF ENGAGEMENT

REMARKS/REMARQUES:>FURTHER TO OUR DISCUSSIONS OF THIS MORNING, ATTACHED FOR YOUR INFORMATION ARE THE TALKING POINTS ON THE UNAMIR RULES OF ENGAGEMENT WHICH WERE PREPARED FOR THE PERMREP'S MEETING WITH USG ANNAN THIS PM, 6 JUN. COPY WILL BE LEFT WITH USG ANNAN.

S. JEFFREY MAJ DMILAD  
DRAFTER/RÉDACTEUR

S. JEFFREY MAJ  
T.B. MANTZ COL MLAD  
APPROVED/APPROUVÉ

CIRC TO/À: (1) 2 3 4 5 6 (7) 8 9 10 (11) 12 13 (14) 15 (DIARY) JOURNAL



## UNAMIR RULES OF ENGAGEMENT

### RESLN ESTABLISHING UNAMIR AND THE RULES OF ENGAGEMENT

THE CURRENT UNAMIR RULES OF ENGAGEMENT WERE ISSUED 19 NOV 93

THE TASKS WHICH THEY UNDERPIN ARE THOSE LAID OUT IN UNSC RESLN 72(1993) OF 5 OCT 93

### RESLN 918 AND ADDITIONAL TASKS ASSIGNED TO UNAMIR

THE MOST RECENT UNSC RESLN ON UNAMIR IS UNSC RESLN 918(1994) OF 17 MAY 94. THIS RESLN ASSIGNS ADDITIONAL TASKS UNDER UNAMIR'S MANDATE. THESE ADDITIONAL TASKS WERE ALSO DESCRIBED IN THE SG'S RECENT REPORT S/1994/640 OF 31 MAY 94

THESE ADDITIONAL TASKS ARE;

A) TO CONTRIBUTE TO THE SECURITY AND PROTECTION OF DISPLACED PERSONS, REFUGEES AND CIVILIANS AT RISK IN RWANDA, INCLUDING THROUGH THE ESTABLISHMENT AND MAINTENANCE, WHERE FEASIBLE, OF SECURE HUMANITARIAN AREAS; AND

B) TO PROVIDE SECURITY AND SUPPORT FOR THE DISTRIBUTION OF RELIEF SUPPLIES AND HUMANITARIAN RELIEF OPERATIONS.

UNSC RESLN 918 ALSO RECOGNIZED THAT UNAMIR MAY BE REQUIRED TO TAKE ACTION IN SELF DEFENCE AGAINST PERSONS OR GROUPS WHO THREATEN PROTECTED SITES AND POPULATIONS, UN AND OTHER HUMANITARIAN PERSONNEL OR THE MEANS OF DELIVERY AND DISTRIBUTION OF HUMANITARIAN RELIEF

### CANADA'S CONCERN

THAT INCIDENTS AS OCCURRED FOLLOWING THE EXPLOSION OF ETHNICALLY MOTIVATED KILLINGS WHERE DISPLACED PERSONS, REFUGEES AND OTHER CIVILIANS SEEKING UN PROTECTION WERE DRAGGED FROM UN ESCORTED CONVOYS AND KILLED IN FULL VIEW OF PEACEKEEPERS ARE NOT ALLOWED TO HAPPEN AGAIN

IT MUST BE CLEAR TO THE FORCE WHAT ACTION WILL BE TAKEN IN SELF DEFENCE, IF REQUIRED, IN CARRYING OUT ITS TASKS, IN PARTICULAR, THOSE ADDITIONAL TASKS MANDATED UNDER RESLN 918

#### 1 OF CANADIAN SUGGESTIONS

-THAT THERE BE NO AMBIGUITY ON THE USE OF FORCE UNDER UNAMIR'S MANDATE

-THAT CLEAR AND UNEQUIVOCAL GUIDANCE BE SENT TO THE FORCE AND ITS PERSONNEL ON THE USE OF FORCE THROUGH THE RULES OF ENGAGEMENT

#### SUGGESTION

-THE PREAMBULAR PARAGRAPH TWO IN THE CURRENT ROE BE UPDATED TO TAKE INTO ACCOUNT THE EXPANSION OF UNAMIR'S MANDATE UNDER RESLN 918

-SUCH AN UPDATE OF THE ROE WOULD REFER TO UNSC RESLN 918 AS IT IS THE UNDERPINNING FOR THE ROE AND WOULD INCORPORATE THE WORDING OF OPERATIVE PARAGRAPHS 3 AND 4 OF 918.

-THERE IS SIMILAR WORDING IN THE SG'S REPORT OF 31 MAY WHICH ALSO DESCRIBES THE ADDITIONAL TASKS ASSIGNED UNAMIR BY 918 WHICH MAY BE USEFUL IN UPDATING THE PREAMBULAR PARAGRAPH TWO

#### CONCLUSION

- THE SG'S REPORT OF 31 MAY CLEARLY INDICATES IN PARAGRAPH 22 THAT THE RWANDIAN AUTHORITIES CONCERNED ( THAT IS PRESUMABLY OF EITHER PARTY) ARE RESPONSIBLE FOR THE SAFETY OF CIVILIAN GROUPS UNDER MONITORING BY UNAMIR. HOWEVER, UNAMIR WOULD BE PREPARED TO TAKE THE NECESSARY MEASURES SHOULD THIS RESPONSIBILITY BE VIOLATED.

-AN UPDATE OF THE ROE AS SUGGESTED WOULD CLARIFY FOR UNAMIR PERSONNEL MORE PRECISELY WHAT THIS MAY MEAN IN TERMS OF USE OF FORCE. WE BELIEVE SUCH AN UPDATE WILL PROVIDE THE CLEAR GUIDANCE ESSENTIAL FOR THE SUCCESSFUL EXECUTION OF UNAMIR'S MANDATE AND FOR THE MAINTENANCE OF THE FORCE'S IMPARTIALITY BY CLEAR AND UNAMBIGUOUS APPLICATION OF FORCE IN SELF DEFENCE SHOULD THIS BE REQUIRED.

The Permanent Mission of Canada  
to the United Nations, New York

La Mission Permanente du Canada  
auprès des Nations Unies, New York

File No: >21-14-6 UNAMIR

Destruction Date: >3 JUN 96

OUR FAX NO/NOTRE BÉLINO: (212) 758-2603  
486-1295

OUR TELEPHONE NO/NOTRE NO DE TELEPHONE: (212) 751-5600

SECURITY/SÉCURITÉ: >UNCLASSIFIED

DATE: >3 JUN 94

OUR NO/NOTRE NO: > WKGR 6007

FOLLOWING PAGES/PAGES SUIVANTES: >16

ADDRESSEES/DESTINAIRES: >EXTOTT/IDS

NDHQOTT/DIPOL/LCOL CLARK

FAX NO/BÉLINO: >

INFO: >

REFERENCE: >A. WKGR 5741 1 DEC 93 (NOTAL)

B. UN PKO TRAINING GUIDELINES SECOND DRAFT

-----  
SUBJ: >UNAMIR RULES OF ENGAGEMENT

REMARKS/REMARQUES: >1. REF A FORWARDED TO DIPOL 3 IS COPY OF UNIFIL SOPS ON USE OF FORCE AND OPERATIONAL ACTIVITIES. THIS STANDARD SOP ON USE OF FORCE USED BY UN TO ASSIST FORCE COMES IN DEVELOPING RULES OF ENGAGEMENT (ROE) FOR EACH SPECIFIC PKO FORCE. REF B (COPIES HELD BY NDHQ J3 OPS (PK)) ARE UN TRAINING GUIDELINES. PART FIVE, SECTION 7 DISCUSSIONS GENERAL INFORMATION ON USE OF FORCE.

2. ATTACHED ARE THE UNAMIR ROE, OPERATIONAL DIRECTIVE NO.02. ALSO ATTACHED IS COMPLIMENTARY ATTACHMENT ON UNAMIR INSTALLATIONS-ROE.

3. CURRENT UN POLICY IS NOT TO PUBLICLY CIRCULATE SPECIFIC PKO ROE. IN LIGHT OF MANY REQUESTS BY CURRENT AND POTENTIAL TROOP CONTRIBUTORS TO BE MADE AWARE OF ROE WHEN CONSIDERING PARTICIPATION IN PKOS UN DPKO CONTACT ADVISED THAT UNHQ IS GOING TO REVIEW THIS POLICY. IN MEANTIME CONTACT REQUESTED THAT WE NOT PASS ON COPIES OF ATTACHED AS OTHER MEMBER STATES WHO ASKED FOR SAME WERE NOT GIVEN COPY. WE BELIEVE THE CURRENT UN POLICY IS IN FACT A HINDRANCE TO UN EFFORTS TO SIGN UP TROOP CONTRIBUTORS AND ENCOURAGED A CHANGE.

-----  
>-----  
S. JEFFREY MAJ DMILAD  
DRAFTER/RÉDACTEUR

*S. Jeffrey Maj*  
L.T.B. MINTZ COL MILAD  
APPROVED/APPROUVÉ

CIRC TO/À: (1) 2 3 4 5 6 (7) 8 9 10 (11) 12 13 (14) 15 (DIARY/JOURNAL)

2/15

UNAMIR

File No. 4003.1

19 November 1993

To: See Distribution List  
From: Force Commander  
Subject: OPERATIONAL DIRECTIVE NO. 02: RULES OF ENGAGEMENT  
(INTERIM)

GENERAL:

1. The conduct of military operations in controlled and regulated by the provision of international and national law, conventions and precedence. Within this legal framework, it is for the United Nations (UN) to set the parameter within which UN Forces will operate. Rules of Engagement (ROE) are the means by which the UN can provide political and legal direction and guidance to commanders at all levels governing the use of force. The ROE are drafted by the Force, but are approved by the UN and may only be changed with UN authority.
2. Security Council Resolution, dated October stated:  
  
"UNAMIR is equipped with defensive weapons. The use of weapons is normally authorized for self-defence only. The use of force for deterrence or retaliation is forbidden. Self defence includes resistance to attempts by forceful means to prevent the Force from discharging its duties under the mandate of UNAMIR. In applying these rules, the over-riding rule will be the use of minimum force (see Definitions) which will be strictly adhered to by all members of UNAMIR."
3. UNAMIR is a peace-keeping force, without commitment to either party in the Rwandese civil war. Under the terms of the Arusha Peace Agreement and the UN Mandate, UNAMIR has a commitment to all parties in assisting them to achieve peace. Impartiality is the key in this regard and all UNAMIR's actions must be aimed at ensuring the furtherance of this objective. However, circumstances could arise where the use of force by UNAMIR personnel would be justified. When this occurs, the nature of peace-keeping will demand that such actions by UNAMIR will be applied with restraint: use of minimum force.
4. The ROE stated in this directive apply to all personnel from all nations providing personnel to UNAMIR. The ROE are written in the form of prohibitions or permissions. Issued as prohibitions, they are orders not to take specific actions. Issued as



3/15

permissions, they will be guidance to commanders that certain specific actions may be taken if they are judged necessary to achieving the aim of the mission. Commanders at all levels are required to translate this directive and they are to ensure its dissemination to every soldier under their command. In addition, they are to ensure every soldier in their command understands this directive.

5. Amendments to this directive will be issued as required and as approved by the UN.

6. This directive will be classified UN RESTRICTED.

#### DEFINITIONS

7. The following key definitions must be clearly understood by all personnel in UNAMIR.

- a. Force. The use of physical means to impose one's will. Military force is the use of the physical means provided by formed, armed and disciplined bodies of troops under unified command to the same end and generally implies the use of significant levels of violence. However, the whole raison d'être of peace-keeping is that peace should be achieved without the use of military force. Peace-keeping is substantially different from peace enforcement under Chapter VII of the UN Charter. UN peace-keeping operations, including UNAMIR, will be carried out by unarmed military and police observers and armed forces only equipped for self-defence.
- b. Self Defence. Action to protect oneself or one's unit, when faced with an instant and overwhelming need, leaving no choice of means and no time for deliberation;
- c. Hostile Intent. Hostile intent is an action(s) which appears to be preparatory to an aggressive action against personnel or equipment of Peace-keeping Forces and/or property under their responsibility;
- d. Hostile Act. A hostile act is any aggressive action against personnel or equipment of Peace-keeping Forces and/or property under their responsibility;
- e. Minimum Force. The minimum authorized degree of force which is necessary, reasonable and lawful in the circumstances;

- l. Collateral Damage. Damage to persons or property adjacent to, but not part of an authorized target;
- g. Positive Identification. Assured identification by a specific means can be achieved by any of the following methods: visual, electronic support measures, track behavior, flight plan correlation, thermal imaging, passive acoustic analysis or IFF procedures;
- h. Armed Force. The use of fire arms and other weapons (ie. batons, bayonets, CS Gas, etc) including warning shots;
- i. Unarmed Force. The use of physical force short of the use of firearms or other weapons (ie batons, bayonets, CS gas, etc).

#### AUTHORITY

8. The general guideline on the delegation of authority for use of different types of weapons is as follows:

- a. Force Commander or Commander officiating in his Absence:
  - (1) Heavy Support Weapons (ie. rocket launchers, artillery pieces, light mortars, etc);
  - (2) Heavy Machine Guns or Cannons (.50 cal, 20mm etc); and
  - (3) Medium Machine Guns (ie FN MAG, M60 etc).
- b. Sector Commanders:
  - (1) Light machine guns; and
  - (2) All personal weapons for automatic fire.
- c. Battalion Commander down to NCO level at the scene of a threat:
  - (1) Personal weapons for single shot fire.

9. Where the situation permits, the subordinate HQs must inform the higher HQs before resorting to armed force. Where this is not possible, the commander at the threatening incident must us



his discretion, following this guideline

#### CONCEPT

11. UNAMIR personnel may use their weapons:
  - a. to defend themselves, other UN lives, or persons under their protection against direct attack, acting always under the order of the senior at the threatening incident;
  - b. to defend possession of property of installations belonging to or under the protection of the UN from damage, theft or destruction;
  - c. to resist attempts by forceful means to prevent this Force from discharging its duties, acting under the personal authority of the Force Commander or his authorized replacement only; and
  - d. to resist deliberate military or para-military incursions into United Nations protected areas (ie the RPF compound).

#### PRINCIPLES

11. When an incident occurs, that requires the use of force, the following principles will be adhered to:
  - a. only minimum force consistent with achieving the immediate aim will be employed;
  - b. if possible, prevention by negotiation must be exhausted before any use of force is initiated;
  - c. if possible, warning and an escalation of unarmed force must be exhausted before any use of armed force is initiated;
  - d. if possible, warning shots should precede "fire for effect" (fire for effect is firing at the center of mass of the target);
  - e. if a threatening situation develops where firing for effect seem the only option, it will be initiated only after all the warning procedures above have been exhausted, except if there is an immediate threat as per para 11 where a delay would cause casualties or destruction of property in which case fire for effect may be initiated under the order

6/15

of the senior commander present without delay;

- f. in firing for effect, the guiding principle must be minimum force. Care must be taken to ensure that collateral damage is minimized (ie action which will cause collateral damage is prohibited) and that no escalation of the level of violence is initiated by UNAMIR. Retaliation is prohibited. Each action should be met with a like action from UNAMIR;
- g. fire must be controlled by the senior commander present and is to cease once the aim has been achieved; and
- h. after the firing incident, the senior commander present must transmit a full report at the earliest opportunity.

12. When possible, each escalation in the use of force should be authorized by the chain of command of UNAMIR. A request in clear by radio for authorization to fire can have a calming effect on its own. Permission to use higher level of force must be obtained from the appropriate commander as per para 9. The senior commander on the spot is responsible for assessing the situation and taking the action appropriate to the situation.

#### TYPES OF FORCE

13. There are two types of force: unarmed force and armed force:

- a. Unarmed Force. Unarmed force involves the use of all means, short of the use of fire arms or other weapons, to discharge the duties mandated to UNAMIR. Examples are use of physical means like wrestling, use of vehicles to block, etc. UNAMIR personnel are authorized to use unarmed force:
  - (1) when the safety of UN personnel is threatened with unarmed threats;
  - (2) when infiltrations or envelopments are attempted without firing;
  - (3) when UN premises are violated;
  - (4) in self-defence from unarmed attack;

- 
- (5) when unarmed attempts are made to abduct or arrest UN civilians or military personnel;
  - (6) when unarmed attempts are made to steal UN property or property under charge of the UN; and
  - (7) when unarmed attempts are made to prevent UNAMIR personnel from carrying out their responsibilities as ordered by their commanders.

b. Armed Force. Armed force is the use of any weapon of fire-arm. Examples are the use of CS gas to deny entry into a UN premises, the use of bayonet to disperse a crowd, the use of aimed shots to defend a convoy from armed attack. UNAMIR personnel are authorized to use armed force against armed persons:

- (1) in self defence;
- (2) against attempt to disarm UNAMIR personnel;
- (3) when other UN personnel are in mortal danger;
- (4) when other lives are in mortal danger;
- (5) in defence of UNAMIR premises or vehicles under armed attack;
- (6) when attempts are made to compel UNAMIR personnel by armed force to withdraw from a position they were ordered to occupy by their superiors;
- (7) when attempts are made with the use of armed force to penetrate a UN premises or cut off a UN force;
- (8) when attempts by force are made to prevent UNAMIR personnel from carrying out missions assigned by their commanders; and
- (9) when attempts are made to abduct

8/15

---

or arrest UN civilians or military personnel using force.

#### CRIMINAL ACTS

14. The recent history of Rwanda is burdened with civil war, dislocation of large elements of the population, terrorism, ethnic and political violence, armed banditry and virtual economic collapse. The potential for a dramatic rise in armed banditry during the UNAMIR mandate, due to the rapid demobilization of approximately 35,000 military personnel, high unemployment, over-population and mass desertion from the army, is very high.

15. For the most part, the maintenance of law and order, and therefore responding to control criminal activity, is the responsibility of the local police, monitored by the UNAMIR UN Civilian Police (UNCIVPOL) monitors. However, during the period of demobilization, the ability of the local police may be severely taxed. As a very real possibility, UNAMIR military personnel may be required to assist UNCIVPOL and local authorities, in maintaining law and order. In these circumstances, these rules of engagement would be used in support of local authorities and UNCIVPOL. In these circumstances, military personnel or units would be placed in support of UNCIVPOL, who would act to support local police in the maintenance of law and order.

#### CRIMES AGAINST HUMANITY

17. There may also be ethnically or politically motivated criminal acts committed during this mandate which will morally and legally require UNAMIR to use all available means to halt them. Examples are executions, attacks of displaced persons or refugees, ethnic riots, attacks on demobilized soldiers, etc. During such occasions, UNAMIR military personnel will follow the ROD outlined in this directive, in support of UNCIVPOL and local authorities or in their absence, UNAMIR will take the necessary action to prevent any crime against humanity.

#### RULES OF ENGAGEMENT

##### 17. RULE NUMBER ONE: AUTHORITY TO CARRY ARMS.

- a. STATE A: NO AUTHORITY.
- b. STATE B: AUTHORITY GRANTED TO CARRY WEAPONS.

##### 18. RULE NUMBER TWO: STATUS OF WEAPONS.

- a. STATE A: WEAPONS WILL BE CARRIED WITH LOADED MAGAZINES



9/15

- b. STATE B: WEAPONS WILL BE CARRIED AND CHARGED AND MADE SAFE.

19. RULE NUMBER THREE: RESPONSE TO HOSTILE INTENT OR HOSTILE ACT WITHOUT THE USE OF FIRE.

- a. STATE A: OBSERVE AND REPORT BUT WILL WITHDRAW IN ORDER TO PRESERVE OWN FORCE.
- b. STATE B: STAY IN PLACE. MAKE CONTACT AND ESTABLISH LIAISON WITH OPPOSING FORCE(S) AND/OR LOCAL AUTHORITIES CONCERNED.
- c. STATE C: OBSERVE AND REPORT. STAY IN PLACE. WARN AGGRESSOR OF INTENT TO USE FORCE AND DEMONSTRATE RESOLVE BY APPROPRIATE MEANS WITHOUT OPENING FIRE.
- d. STATE D: OBSERVE AND REPORT. STAY IN PLACE. WARN AGGRESSOR OF INTENT TO USE FORCE AND DEMONSTRATE RESOLVE BY APPROPRIATE MEANS. DEMONSTRATIVE USE OF FIRE IS AUTHORIZED.

20. RULE NUMBER FOUR: DISARMAMENT OF PARAMILITARY OF CIVILIANS.

- a. STATE A: NO AUTHORIZATION GRANTED.
- b. STATE B: AUTHORIZATION IS GRANTED. IN DOING SO, USE MINIMUM FORCE AND ESCALATE TO INCLUDE USE OF FIRE IF HOSTILE INTENT OF ACT IS COMMITTED. HAND OVER TO APPROPRIATE AUTHORITY AT THE EARLIEST OPPORTUNITY.

22. RULE NUMBER FIVE: INTERVENTION AND WARNING SHOTS.

- a. STATE A: INTERVENTION IS PROHIBITED.
- b. STATE B: INTERVENTION BY FIRE FOR EFFECT AGAINST POSITIVELY IDENTIFIED AND DESIGNATED TARGETS ONLY AFTER WARNING SHOTS HAVE BEEN FIRED AS PART OF THE WARNING PROCESS.

23. RULE NUMBER SIX: CONTROL OF WEAPONS SYSTEMS.

- a. STATE A: MANNING, PREPARATION, MOVEMENT AND FIRING OF WEAPONS IN THE PRESENCE OF THE FORCES IN CONFLICT IS PROHIBITED.
- b. STATE B: DESIGNATED ACTIVITY IN THE PRESENCE OF THE FORCES IN CONFLICT IS PERMITTED BUT WILL BE SPECIFIED BY THE FOLLOWING NOTES:

- 
- (1) MAN (TYPE OF SYSTEM)
  - (2) PREPARE (TYPE OF SYSTEM)
  - (3) MOVE (TYPE OF SYSTEM)
  - (4) FIRE (TYPE OF SYSTEM)

24. Normal Rules and States. In the normal, daily situation the following ROE status applies:

- a. Rule Nos One, State B (AUTHORITY GRANTED TO CARRY WEAPONS);
- b. Rule Nos Two, State A (WEAPONS WILL BE CARRIED AND CHARGED AND MADE SAFE);
- c. Rule Nos Three, State B (STAY IN PLACE. MAKE CONTACT AND ESTABLISH LIAISON WITH OPPOSING FORCE(S) AND/OR LOCAL AUTHORITIES CONCERNED);
- d. Rule Nos Four, State B (AUTHORIZATION IS GRANTED. IN DOING SO, USE MINIMUM FORCE AND ESCALATE TO INCLUDE USE OF FIRE IF HOSTILE INTENT OF ACT IS COMMITTED. HAND OVER TO APPROPRIATE AUTHORITY AT THE EARLIEST OPPORTUNITY);
- e. Rule Nos Five, State A (INTERVENTION IS PROHIBITED); and
- f. Rule Nos Six, State A (MANNING, PREPARATION, MOVEMENT AND FIRING OF WEAPONS IN THE PRESENCE OF THE FORCES IN CONFLICT IS PROHIBITED).

25. Thus to recap normal status:

26. Changes in normal status of ROE as described in para 21 for the Force as a whole will be ordered by the Force Commander or in his absence by his designated replacement. Sector Commanders may request changes in normal status which will be authorized by the Force Commander or his designate. Sector Commanders may order changes in normal status for units or sub-units under their command if authorized by the Force Commander or his designate.

#### CHALLENGING PROCEDURE

27. The following challenging procedure is to be followed in all cases except where the immediate threat to self-defence dictates immediate firing:

- a. warn the aggressor to stop;
- b. repeat the warning as many times as necessary



11/15

---

to ensure understanding;

- c. Charge weapons if authorized;
- d. fire warning shots into the safe ground ensuring ricochet is impossible; and
- e. if warning shots are ignored, open fire, on order and under the control of a superior with single aimed fire for effect until the protection task is complete. escalate fire for effect with other weapons systems on order only of the appropriate commander.

#### OPENING FIRE WITHOUT CHALLENGING

28. The only circumstances under which it is permissible to open fire without challenging are if an attack by an aggressor comes so unexpectedly that even a moments delay could:

- a. lead to death or serious injury to UN personnel
- b. lead to death or serious injury to persons who are under the protection of UNAMIR; and
- c. lead to the theft, damage or destruction of UNAMIR property or property UNAMIR has been mandated to protect.

#### ACTION BEFORE OPENING FIRE

29. On all occasions before opening fire, UNAMIR personnel will be guided by the principle of minimum force. Commanders will always give a warning before commencing to fire and warning shots should be fired before resorting to fire for effect, except in the circumstances outlined in para 27, where fire for effect will be opened immediately. In normal circumstances, the following sequence should be applied:

- a. Warning. Depending on the circumstances, a warning may be given orally, by a sign or by illumination (ie hand-held red flares, search-lights, etc). Warning should also be passed up the chain of command with continuous Situation Reports;
- b. Warning Shots. If the threat continues, warning shots should be fired into a safe area where there is no danger of ricochet or collateral damage; and
- c. Fire for Effect. If the above measures have had no effect on the situation, UNAMIR

12/15

personnel may, under orders and control,  
fire for effect.

ACTION DURING FIRING

30. Aimed fire will be fired for effect, i.e. fired at the center of visible mass of the target. Fire must be controlled and will not be indiscriminate. Automatic fire and fire of support weapons will only be used as a last resort and only on the order of the appropriate commander in the chain of command. Fire for effect will only continue as long as it is necessary to achieve the immediate aim. Through fire control orders, the commander on the scene will indicate and control the fire, preferably directed at the leaders or instigators of the threat. Continual situation reports will be forwarded through the chain of command.

ACTION AFTER FIRING

31. After firing for effect, commanders should ensure the following actions are taken:

- a. Medical. Any wounded, including those fired upon by UNAMIR personnel will be given first aid, if such an action can be done without further endangering the lives of UN personnel;
- b. Recording. The incident will be recorded including:
  - (1) time of firing;
  - (2) the weapons fired;
- c. Reporting. The above information will be reported through the chain of command to Force HQ ATTN Force Commander and Chief Operations Officer:
  - (1) Who or what was fired on;
  - (2) Why UN personnel opened fire;
  - (3) Where the incident occurred;
  - (4) When the incident and all activities including firing occurred;
  - (5) What is the current situation;  
and
  - (6) How the situation developed.

---

CONCLUSION

32. No definitive directive can be created that can detail every possible action for every possible situation. The aim of the directive was to issue direction that would serve to guide commanders and soldiers at all levels in the use of force. It is critical and mandatory that all members of UNAMIR understand this directive and apply it to any situations that may develop that will require the use of force.

33. In conclusion, all commanders to ensure this directive is translated into their national language and that all soldiers under their command are completely familiar with its contents and intent.

ANNEX

Annex A: Aide Memoire for Members of UNAMIR ~~Annex~~ (included) ~~to be issued forward~~

---

DISTRIBUTION LIST

Action

MILOH Group CMO (1)  
DMZ Sector Comd (3)  
UNOMUR Sector Comd (1)  
Kigali Sector Comd (5)  
COS (2)  
CLHO (2)  
CLOGO (1)  
CMPO (1)

Information

CAO (1)

14/15

Kigali  
22 November 1993

## **RULES OF ENGAGEMENT**

### **FOR ISSUE TO ALL PERSONNEL AUTHORIZED TO CARRY ARMS AND AMMUNITION IN RWANDA**

#### **GENERAL RULES**

1. You have the right to use force in self defence.
2. In all situations, you are to use the minimum force necessary. **FIRE ARMS MUST ONLY BE USED AS A LAST RESORT.**

#### **CHALLENGING**

3. A challenge must be given before opening fire, unless:
  - a. To do so would increase the risk of death or grave injury to you or any other person.
  - b. You or others in the immediate vicinity are under armed attack.
4. You are to challenge in English by shouting, "UN, STOP OR I FIRE." or in Kinyarwanda by shouting "ONU IGUSABYE GUBAGARARA WAKWANGA UKARASWA".

#### **OPENING FIRE**

5. You may only open fire against a person if he/she is committing or about to commit an act **LIKELY TO ENDANGER LIFE, AND THERE IS NO OTHER WAY TO STOP THE HOSTILE ACT.** Dependent always on the circumstances, the following are some examples of such acts.
  - (1) Firing or being about to fire a weapon.
  - (2) Planting, detonating or throwing an explosive device (including a petrol bomb);

- 
- (3) Deliberately driving a vehicle at a person where there is no other way of stopping him/her.
  - (4) **THERE IS NO OTHER WAY TO STOP THE HOSTILE ACT.**
6. You may open fire against a person even though the conditions of para five are not met if:
- a. He/she attempts to take possession of property or installations you are guarding, or to damage or destroy it. **AND**
  - b. **THERE IS NO OTHER WAY TO STOP THE HOSTILE ACT.**
7. If you have to open fire, you should:
- a. Fire only aimed shots. **AND**
  - b. Fire no more rounds than necessary. **AND**
  - c. Take all reasonable precautions not to injure anyone other than your target.

### **DEFINITIONS**

8. The following definitions are used:
- a. **SELF DEFENCE**  
Action to protect oneself or ones Unit, when faced with an instant and overwhelming need, leaving no choice of means and no time for deliberation.
  - b. **HOSTILE ACT**  
A hostile act is any aggressive action against personnel or equipment of Peacekeeping Forces and/or property under their responsibility. When deciding on appropriate reaction by Peacekeeping Forces, it has to be kept in mind that the use of armed forces is only permitted in the presence of an attack or imminent attack.
  - c. **MINIMUM FORCE**  
The minimum authorized degree of force which is necessary, reasonable and lawful in the circumstances.
-



2/3

TO : DISTRIBUTION LIST

FROM : FORCE HQ/OPS BRANCH

SUBJECT : UNAMIR INSTALLATIONS - RULES OF ENGAGEMENT (ROE)

Reference : Ops Directive No 2 / 19 Nov 93.

1. UNAMIR Installations are

- a. Whether compounds surrounded by fences or walls, containing UN personnel or UN equipment.
- b. Vital grounds defended by UN troops, i. e. grounds to which UN troops will not allow any access unless to persons presenting themselves at the normal access(es) and after identity controls.

2. UNAMIR troops will adhere to following specific guidelines whilst guarding or defending the installations:

a. Hostile Intent. It is an action which appears to be preparatory to an aggressive action against :

- (1) The UN - installation or
- (2) The UN personnel guarding/defending it or
- (3) Any person who has access to it or
- (4) Equipment contained in it.

b. Hostile Act. Any aggressive action against as under paragraph 2, a. above.

c. Authority. The commander of the guard/defence unit is authorized to use all available weapons or means needed to respond to the threat to which the installation, the own troops, the persons authorized to accede or the stored equipments are exposed. Still, the principles of Minimum Force and collateral damage to be avoided (ref 7. e. and f) will be adhered to.

d. Threats.

- (1) Any installation of weapon directed to the installation has to be considered as a hostile intent and will lead to preparedness to respond fire by the guarding unit.
- (2) Any firing at the defending/guarding troops, authorized persons or stored equipments has to be considered as a hostile act and will lead to immediate reaction by fire and even to offensive actions in order to dislodge the threat.



3/3

(3) Hostile attitude by persons will only be reacted at, if those persons proceed towards the installation, although warning by voice have been given. Warning shots will precede fire for effect. If the installation is surrounded by fence or wall, there will be no firing for effect unless the persons actually attempt to cross or to force the barrier.

3. Rules of Engagement:

<u>Rule No</u>	<u>State</u>
1	B
2	B
3	D
4	A
5	B
6	B

R. A. DALLAIRE  
Maj Gen  
Force Copmmander

Distribution :

Action :

Internal :

Kigali Sector  
DMZ Sector

Info :

SRSG  
MILOB HQ  
DFC/COS

UN RESTRICTED

## UNAMIR

File No. 4003.1

June 1994

See Distribution

From: Force Commander

Subject: OPERATIONAL DIRECTIVE NO. RULES OF ENGAGEMENT (ROE)

### GENERAL

\* 1. The conduct of military operations <sup>is</sup> controlled and regulated by the provision of international and national law, conventions and precedence. Within this legal framework, it is for the United Nations (UN) to set the parameter within which UN Forces will operate. Rules of Engagement (ROE) are the means by which the UN can provide political and legal direction and guidance to commanders at all levels governing the use of force. The ROE are drafted by the Force, but are approved by the UN and may only be changed with UN authority.

2. Security Council Resolution 918 (1994) dated 17 May 1994 stated:

"Recognizes that UNAMIR may be required to take action in self defence against persons or groups who threaten protected sites and populations, United Nations and other humanitarian personnel or the means of delivery and distribution of humanitarian relief;"

"Reaffirms that, consistent with paragraph 1 of the Res 918 (1994), UNAMIR may be required to take action in forceful means to prevent it from discharging duties, such as contributing to the security of displaced persons, refugee and civilians at risk in Rwanda, United Nations and other humanitarian personnel and helping protect the means of delivery and distribution of humanitarian relief, and thus be adequately equipped and provided the rules of engagement to do so;"

3. UNAMIR is a peace-keeping force, without commitments to either party in the Rwandese civil war. Under the terms of the Arusha Peace Agreement and the UN Mandate, UNAMIR has a commitment to all parties in assisting them to achieve peace. Impartiality is the key in this regard and all UNAMIR's actions must be aimed at

UN RESTRICTED

ensuring the furtherance of this objective. However, circumstances could arise where the use of force by UNAMIR personnel would be justified. When this occurs, the nature of peace-keeping will demand that such actions by UNAMIR will be applied with restraint:

\* Use of Minimum Force.

4. The ROE stated in this directive apply to all personnel from all nations providing personnel to UNAMIR. The ROE are written in the form of prohibitions or permissions. Issued as prohibitions, they are orders not to take specific actions. Issued as permission, they will be guidance to commanders that certain specific actions may be taken if they are judged necessary in achieving the aim of the mission. Commanders at all levels are required to translate this directive and to also ensure its dissemination to every soldier under their command. In addition

\* they are to ensure that <sup>troops under</sup> their command understands this directive.

5. Amendments to this directive will be issued as required and as approved by the UN.

6. This directive will be classified UN RESTRICTED.

DEFINITIONS

7. The following key definitions must be clearly understood by all personnel in UNAMIR.

a. Force. The use of physical means to impose one's will. Military force is the use of the physical means provided by formed, armed and disciplined bodies of troops under unified command to the same end and generally implies the use of significant levels of violence. However, the whole raison d'être of peace-keeping is that peace should be achieved without the use of military force. Peace-keeping is substantially different from peace enforcement under Chapter VII of the UN Charter. UN peace-keeping operations, including UNAMIR, will be carried out by unarmed military and police observers and armed forces only equipped for self-defence.

b. Self Defence. Action to protect oneself or one's unit, when faced with an instant and overwhelming need, leaving no choice of means and no time for deliberation.

c. Hostile Intent. Hostile intent is an action(s) which appears to be preparatory to an aggressive action against personnel or equipment of Peace-keeping Forces and/or property under their responsibility.

UN RESTRICTED

- d. Hostile Act. A hostile act is any aggressive action against personnel or equipment of Peace-keeping Forces and/or property under their responsibility.
- e. Minimum Force. The minimum authorized degree of force which is necessary, reasonable and lawful in the circumstances.
- f. Collateral Damage. Damage to persons or property adjacent to, but not part of an authorized target.
- g. Positive Identification. Assured identification by a specific means can be achieved by any of the following methods: visual, electronic support measures, track behavior, flight plan correlation, thermal imaging, passive acoustic analysis or IFF procedures.
- h. Armed Force. The use of fire arms and other weapons (ie batons, bayonets, CS Gas, etc) including warning shots.
- i. Unarmed Force. The use of physical force short of the use of firearms or other weapons (ie batons, bayonets, CS gas, etc).
- j. UNAMIR Installation. UNAMIR installations are:
- (1) Compounds or structures surrounded by a fence or wall containing UN personnel, UN stores and Equipment or UN property.
  - (2) Vital Points/Installation, Key points/Installations protected by UN troops. ie installations into which UN troops will not allow any entry unless to persons presenting themselves through the normal entrances/exits and after going through proper identification checks.
  - (3) Displaced Persons/Refugee Camps established under UN auspices and guarded/protected by UN troops.
- k. Threat. A threat under the circumstance is defined as:
- (1) The directing of a weapon(s) to any UNAMIR installation will be considered as hostile intent and must lead to preparedness by troops to respond to any fire from that weapon(s).



UN RESTRICTED

- ✦ (2) Any firing at the UN troops protecting/guarding/escorting displaced persons/refugees, authorized persons or store equipment will be considered as a hostile act and must lead to an immediate response by fire.

1. Humanitarian Convoy. A convoy carrying humanitarian relief items under UNAMIR protection.

AUTHORITY

- ✦ 8. The general guideline on the delegation of authority for the use of different types of weapons in self defence is as follows:

a. Force Commander or Commander Officiating in his absence.

- (1) Heavy Support Weapons (ie rocket launchers, artillery pieces, light mortars, etc);
- (2) Heavy Machine Guns or Cannons (.50 cal, 20mm etc);
- (3) Medium Machine Guns ie FN MAG, M60 etc).
- (4) Light machine guns; and
- (5) Personal Weapons in automatic fire role.

b. Battalion Commander down to NCO level at the scene of a threat. Personal weapons for single shot fire.

9. Where the situation permits, the subordinate HQs must inform Force HQ before resorting to armed force. Where this is not possible, the commander at the threatening incident must use his discretion, based on these guidelines.

CONCEPT

10. UNAMIR personnel may use their weapons:

- a. To defend themselves, UN protected Humanitarian Convoys, other UN lives, or persons under their protection against direct attack, acting always on the orders of the officer or SNCO at the threatening incident;
- b. To defend the possession of property of installations belonging to or under the protection of the UN from damage, theft or destruction:

UN RESTRICTED

c. To resist attempts by forceful means to prevent this Force from discharging its duties, acting under the personal authority of the Force Commander or his authorized replacement only; and

d. To resist deliberate military or para-military incursions into United Nations protected areas (ie UN displaced persons/ Refugee camps.

PRINCIPLES

11. When an incident occurs, that requires the use of force, the following principles will be adhered to:

a. Only minimum force consistent with achieving the immediate aim will be employed;

b. If possible, prevention by negotiation must be exhausted before any use of force is initiated.

c. If possible, verbal warning and an escalation of unarmed force must be exhausted before any use of armed force is initiated;

d. If possible, warning shots should precede "fire for effect" (fire for effect is firing at the centre of mass of the target);

e. If a threatening situation develops where firing for effect seem the only option, it will be initiated only after all the warning procedures above have been exhausted, except if there is an immediate threat as per para 10 where a delay would cause casualties or destruction of property in which case fire for effect may be initiated under the order of the senior commander present without delay;

f. In firing for effect, the guiding principles must be minimum force. Care must be taken <sup>that collateral damage is minimized</sup> ~~that~~ (ie action which will cause collateral damage is prohibited) and that no escalation of the level of violence is initiated by UNAMIR.

\* ~~RETAIATION IS PROHIBITED.~~ Each action should be met with a like action from UNAMIR;

g. Fire must be controlled by the senior commander present and is to cease, once the aim has been achieved; and

h. After the firing incident, the senior commander present must transmit a full report at the earliest opportunity to Force HQ followed by a detailed written report.



UN RESTRICTED

12. When possible, each escalation in the use of force should be authorized by the chain of command of UNAMIR. A request in clear by radio for authorization to fire can have a calming effect on its own. Permission to use higher level of force must be obtained from the appropriate commander as per para 2. The senior commander on the spot is responsible for assessing the situation.

TYPES OF FORCE

13. There are two types of force, Unarmed force and Armed force.

a. Unarmed Force. Unarmed force involves the use of all means, short of the use of fire arms or other weapons, to discharge the duties mandated to UNAMIR. Examples are use of physical means like wrestling, use of vehicles to block, etc. UNAMIR personnel are authorized to use unarmed force under the following circumstances:

- (1) When the safety of UN personnel is threatened with unarmed threats;
- (2) When infiltrations or envelopments are attempted without firing;
- (3) When UN installations/displaced persons camps are violated;
- (4) In self-defence from unarmed attack;
- (5) When unarmed attempts are made to abduct or arrest UN civilians or military personnel or displaced persons/refugees.
- ★ (6) When unarmed attempts are made to steal UN property/Relief or property under charge of the UN; and
- (7) When unarmed attempts are made to prevent UNAMIR personnel from carrying out their responsibilities as ordered by their commanders.

b. Armed Force. Armed Force is the use of any weapon of fire-arm. Examples are the use of CS gas to deny entry into a UN installation/UN displaced persons/refugee camps, the use of bayonet to disperse a crowd, the use of aimed shots to defend a convoy from armed attack. UNAMIR personnel are authorized to use armed force against armed persons as follows:

UN RESTRICTED

- (1) In self defence;
- ✱ (2) Against attempts to disarm UNAMIR personnel;
- (3) When other UN personnel are in mortal danger;
- (4) When other lives are in mortal danger; (ie displaced persons)
- (5) In defence of UNAMIR installations, displaced persons/refugee camps under UN protection, UNAMIR convoys/Humanitarian Relief convoys under armed attacks.
- (6) When attempts are made to compel UNAMIR personnel by armed force to withdraw from a position they were ordered to occupy by their superiors;
- (7) When attempts are made with the use of armed force to penetrate a UN premises, installation, Displaced persons/refugee camps, or cut off a UN force convoy.
- (8) When attempts by force are made to prevent UNAMIR personnel from carrying out missions assigned them by their commanders; and
- (9) When attempts are made to abduct or arrest UN civilians or Military personnel, displaced persons/  
✱ refugee in a UN camp, using force.

CRIMINAL ACTS

14. The recent history of Rwanda is burdened with civil war, dislocation of large elements of the population as a result of the civil war, terrorism, ethnic and political violence, armed banditry and virtual economic collapse. The potential for a dramatic rise in armed banditry during the UNAMIR mandate, due to the high unemployment, mass deprivations and desertion from the army, is very high.

15. For the most part, the maintenance of law and order, and therefore responding to control criminal activity, is the responsibility of the local police, monitored by the UNAMIR UN Civilian police (UNCIVPOL) monitors. However, the ability of the local police may be questionable in view of the war. As a very real possibility, UNAMIR military personnel may be required to assist UNCIVPOL and local authorities, in maintaining law and order. In these circumstances, these rules of engagement would be used in support of the local authorities and UNCIVPOL. In these

UN RESTRICTED

circumstances, military personnel or units would be placed in support of UNCIVPOL, who would act to support the local police/Gendarmerie in the maintenance of law and order.

CRIMES AGAINST HUMANITY

17. UNAMIR has witnessed the brutal ethnically/politically motivated massacres of innocent civilians during the war and these are likely to continue. This will morally and legally require UNAMIR to use all available means to halt these atrocities. Examples are summary executions, massacres, attacks of displaced persons or refugees in UN camps, ethnic riots, attacks on demobilized soldiers, etc. During such occasions, UNAMIR military personnel will follow the ROE outlined in this directive, in support of UNCIVPOL and local authorities or in their absence, UNAMIR will take the necessary action to prevent the commitment of any further crimes against humanity.

RULES OF ENGAGEMENT

18. RULES NUMBER ONE: AUTHORITY TO CARRY ARMS.

- a. STATE A: AUTHORITY.
- b. STATE B: AUTHORITY GRANTED TO CARRY WEAPONS.

19. RULE NUMBER TWO: STATUS OF WEAPONS

- a. STATE A: WEAPONS WILL BE CARRIED WITH LOADED MAGAZINES.
- b. STATE B: WEAPONS WILL BE CARRIED AND CHARGED AND MADE SAFE.

20. RULES NUMBER THREE: RESPONSE TO HOSTILE INTENT OR HOSTILE ACT WITHOUT THE USE OF FIRE.

- a. STATE A: OBSERVE AND REPORT BUT WILL WITHDRAW IN ORDER TO PRESERVE OWN FORCE.
- b. STATE B: STAY IN PLACE. MAKE CONTACT AND ESTABLISH LIAISON WITH OPPOSING FORCE(S) AND/OR LOCAL AUTHORITIES CONCERNED.
- c. STATE C: OBSERVE AND REPORT. STAY IN PLACE. WARN  
WARN AGGRESSOR VERBALLY OF INTENT TO USE FORCE  
AND DEMONSTRATE RESOLVE BY APPROPRIATE MEANS  
\* ← WITHOUT OPENING FIRE.



UN RESTRICTED

- d. STATE D: OBSERVE AND REPORT. STAY IN PLACE. WARN AGGRESSOR VERBALLY OF INTENT TO USE FORCE AND DEMONSTRATE RESOLVE BY APPROPRIATE MEANS. DEMONSTRATIVE USE OF FIRE IS AUTHORIZED.
21. RULE NUMBER FOUR: DISARMAMENT OF PARAMILITARY OR CIVILIANS.
- a. STATE A: NO AUTHORIZATION GRANTED.
  - b. STATE B: AUTHORIZATION IS GRANTED. IN DOING SO, USE OF MINIMUM FORCE AND ESCALATE TO INCLUDE USE OF FIRE (IFF) HOSTILE INTENT OF ACT IS COMMITTED. HAND OVER TO APPROPRIATE AUTHORITY AT THE EARLIEST OPPORTUNITY.
22. RULE NUMBER FIVE: INTERVENTION AND WARNING SHOTS
- a. STATE A: INTERVENTION IS PROHIBITED.
  - b. STATE B: INTERVENTION BY FIRE FOR EFFECT AGAINST POSITIVELY IDENTIFIED AND DESIGNATED TARGETS ONLY AFTER WARNING SHOTS HAVE BEEN FIRED AS PART OF THE WARNING PROCESS.
23. RULE NUMBER SIX: CONTROL OF WEAPONS SYSTEMS.
- a. STATE A: MANNING, PREPARATION, MOVEMENT AND FIRING OF WEAPONS IN THE PRESENCE OF THE FORCES IN CONFLICT IS PROHIBITED.
  - ✦ b. STATE B: DESIGNATED ACTIVITY IN THE PRESENCE OF THE ~~FORCES~~ IN CONFLICT IS PERMITTED BUT WILL BE SPECIFIED BY THE FOLLOWING NOTES:
    - (1) MAN (TYPE OF SYSTEM).
    - (2) PREPARE (TYPE OF SYSTEM).
    - (3) MOVE (TYPE OF SYSTEM).
    - (4) FIRE TYPE OF SYSTEM)
24. Normal Rules and States. In the normal, daily situation the following ROE status applied:
- a. Rule No 1: State B (AUTHORITY GRANTED TO CARRY WEAPONS);
  - b. Rule No 2: State A (WEAPONS WILL BE CARRIED AND CHARGED AND MADE SAFE;

UN RESTRICTED

- c. Rule No 3: State B (STAY IN PLACE. MAKE CONTACT AND ESTABLISH LIAISON WITH OPPOSING FORCE(S) AND/OR LOCAL AUTHORITIES CONCERNED);
- d. Rule No 4: States B (AUTHORIZATION IS GRANTED. IN DOING SO, USE MINIMUM FORCE AND ESCALATE TO INCLUDE USE OF FIRE IF HOSTILE INTENT OF ACT IS COMMITTED. HAND OVER TO APPROPRIATE AUTHORITY AT THE EARLIEST OPPORTUNITY);
- e. Rule No 5: State A (INTERVENTION IS PROHIBITED);
- f. Rule No 6: State A (MANNING, PREPARATION, MOVEMENT AND FIRING OF WEAPONS IN THE PRESENCE OF THE FORCES IN CONFLICT IS PROHIBITED).

25. Thus to recap normal status:

~~25~~. Changes in normal status of ROE as described in para 21 for the Force as a whole will be ordered by the Force Commander or in his absence by his designated replacement. Unit commanders may request changes in normal status which will be authorized by the Force Commander or his designate. Unit commanders may order changes in normal status for units or sub units under their command if authorized by the Force Commander or his representative.

CHALLENGING PROCEDURE

~~25~~. The following challenging procedure is to be followed in all cases except where the immediate threat to self-defence dictates immediate firing:

- a. Warn the aggressor verbally to stop.
- b. Repeat the verbal warning as many times as necessary to ensure understanding.
- c. Charge weapons if authorized.
- d. Fire warning shots into the safe ground ensuring ricochet is impossible; and
- e. If warning shots are ignored, open fire, on order and under the control of a superior with single aimed fire for effect until the protection task is complete. Escalate fire for effect with other weapons systems on order only of the appropriate commander.

UN RESTRICTED

OPENING FIRE WITHOUT CHALLENGING

<sup>27</sup>  
28. The only circumstances under which it is permissible to open fire without challenging are if an attack by an aggressor comes so unexpectedly that even a moment's delay could:

- \* a. Lead to ~~dead~~<sup>death</sup> or serious injury to personnel.
- b. Lead to death or serious injury to persons who are under the protection of UNAMIR; and
- c. Lead to the theft, damage or destruction of UNAMIR property or property UNAMIR has been mandated to protect.

ACTION BEFORE OPENING FIRE

28. On all occasions before opening fire, UNAMIR personnel will be guided by the principle of minimum force. Commanders will always give a verbal warning before commencing to fire and warning shots should be fired before resorting to fire for effect, except in the circumstances outlined in para 27, where fire for effect will be opened immediately. In normal circumstances, the following sequence should be applied:

- a. Warning. Depending on the circumstances, a warning may be given orally, by a sign or by illumination (ie hand-held red flares, search-lights, etc). Warning should also be passed up the chain of command with continuous Situation Reports;
- b. Warning Shots. If the threat continues, warning shots should be fired into a safe area where there is no danger of ricochet or collateral damage; and
- c. Fire for Effect. If the above measures have had no effect on the situation, UNAMIR



Pearson Building

UNCLASSIFIED

May 26, 1994

IDS 1156

File: 21-14-6- UNAMIR

EXT 1507 (04/92)

## FACSIMILE / TÉLÉCOPIE

If there is any problem upon receipt of this fax, please call / S'il y a des problèmes à la réception de cette télécopie, prière d'appeler:

  
Signature

994-1195  
Telephone No. / Téléphone

To/À: Col Sparling/DI Pol  
NDHQ  
c.c. PRMNY/Jeffry/Vachon  
City/Ville: Ottawa/New York

From/De: LCol L.W. Bentley  
IDS Foreign Affairs  
City/Ville: Ottawa

Fax No./No de télécopie: (613)  
992-4751

Fax No./No de télécopie: (613)  
992-2482

Number of pages including this page/Nombre de pages avec cette feuille: ~~3~~ <sup>5</sup> including  
UNDOF paper and PKO presentation Paper.

### COMMENTS/COMMENTAIRES:

Re: UNAMIR - SECGEN'S REPORT AND RULES OF ENGAGEMENT

Ref: PRMNY FAXES WKGR 1601 02 JUNE, UNNUMBERED FAX 03 JUNE,  
OURTEL 1073 18MAY

1. We have reviewed the documents at ref, and have the following initial reaction which we wish to convey to you for consideration pending the return of DM/DND and DCDS from the Mission to Rwanda.

2. The concerns expressed in our reftel regarding the terms of the modified mandate for UNAMIR have not been adequately addressed in the Secgen's Report. In particular, the relationship between the tasks assigned to UNAMIR under the new mandate and the authority of the Force Commander to effect their

implementation remain to be clarified. In addition, we have found a potential for ambiguity in the wording of the first sentence of para 23 of the Report which refers to the "immediate" initiation of phase 2 of the deployment. We will require an indication of the time-frame envisaged by the Secretariat in the use of this formulation.

3. With respect to the ROE's, and with reference to the above concerns, we have the following observations regarding the question of mandate clarity and the related assignment of appropriate authority and responsibility to the Force Commander to effect the tasks assigned UNAMIR. Given the unlikelihood of any follow-up Security Council Resolution to resolve this question, and assuming Security Council endorsement of the Report, the most likely way in which our concerns in this regard would be met would be through modification of the ROE's to bring them into alignment with the modified UNAMIR mandate. An essential amendment to the ROE's is the following:


- a) preambular para 02 must identify S.C. Resolution 918 as the underpinning to the ROE's, and incorporate those parts of the text of paras 03 and 04 of the Resolution which identify the mandate for UNAMIR, and the circumstances in which action in self-defence may be required. A suggested wording *is to be added to the existing reference to, and quotation from, the October SC resolution 13:*
- Security Council Resolution 918 of 16 May, 1994, ~~stated~~ *expanded* the mandate to enable UNAMIR to contribute to the protection of displaced persons, refugees and civilians at risk in Rwanda, including through the establishment and maintenance, where feasible, of secure humanitarian areas, and to provide security and support for the distribution of relief supplies and humanitarian relief operations. The mandate also recognized that UNAMIR ~~may~~ be required to take action in self-defence against persons or groups who threaten protected areas and populations, U.N. and other humanitarian personnel or the means of delivery and distribution of humanitarian relief."

Further improvements which we see as desirable would be:

- b) the definition of self-defence, as this appears at para 07,b) should be made consistent with that of a revised para 02;
- c) sub para (8) of para 13,b) (Armed Force), should be re-numbered as sub-para(02.)

4. In our view, it would be useful to hold a further TCN meeting to consider the consequences arising from the deployment of an enlarged UNAMIR in the near future, in view of the altered sequence for this envisaged in the Secgen's Report.

5. Do you have any further comments?

  
LCol L.W. Bentley

*USA vapors*

*UNSC Resolutions*

*See 918 (1992) This  
affects / drives ROE  
Revision*

UNITED  
NATIONS



Security Council

**S**

Distr.  
GENERAL

S/1994/565  
13 May 1994

ORIGINAL: ENGLISH

REPORT OF THE SECRETARY-GENERAL ON THE SITUATION IN RWANDA

I. INTRODUCTION

1. The present report is submitted in response to the letter of the President of the Security Council of 6 May 1994 (S/1994/546), requesting me to provide indicative contingency planning with regard to the delivery of humanitarian assistance as well as support to displaced persons in Rwanda.

2. It will be recalled that the resumption of the civil conflict following the tragic events of 6 April 1994, and the ensuing violence and massacres, created a situation that called into question the ability of the United Nations Assistance Mission for Rwanda (UNAMIR) to carry out its mandate under Security Council resolution 872 (1993) of 5 October 1993. Hence, with Council resolution 912 (1994), adopted on 21 April 1994, the Security Council authorized the adjustment of UNAMIR's mandate (a) to act as an intermediary between the parties in an attempt to secure their agreement to a cease-fire; (b) to assist in the resumption of humanitarian relief operations to the extent feasible; and (c) to monitor and report on developments in Rwanda, including the safety and security of the civilians who sought refuge with UNAMIR. In compliance with resolution 912 (1994), the force was sharply reduced, and now stands at 444, all ranks, in Rwanda, and 179 military observers at Nairobi pending repatriation or redeployment to the Mission. Reductions to the authorized level have been suspended pending the outcome of the ongoing consideration by the Council.

3. The situation in Rwanda remains highly unstable and insecure, with widespread violence. Combat between the Rwandese government forces and the Rwandese Patriotic Front (RPF) continues, even though both the Rwandese government forces and RPF have separately expressed their readiness to enter into a cease-fire. The Rwandese government forces controls the west and south-western parts of Rwanda, while RPF is in control of the northern and eastern parts of the country, as well as areas in the south-east. The capital, Kigali, is divided between the Rwandese government forces and RPF, but the front line is fluid and changing as military actions continue. The Rwandese government forces continue to control the airport but hostilities in its vicinity interrupt its operations from time to time. Armed militia and other unruly elements continue to operate, although less frequently than at the beginning of the conflict, killing and terrorizing innocent civilians. It is estimated that nearly 2 million persons have been displaced, seeking safer places within Kigali, in



various regions of the country and in border areas in neighbouring countries, principally the United Republic of Tanzania. Under these conditions, a major humanitarian crisis has developed.

## II. POLITICAL ASPECTS

4. In accordance with resolution 912 (1994), and in support of the efforts of the Organization of African Unity (OAU), the United Republic of Tanzania, in its capacity as the facilitator of the Arusha peace process, and other interested parties, my Special Representative, Mr. Jacques-Roger Booh-Booh, and the UNAMIR Force Commander, Major-General Romeo Dallaire, have undertaken, both inside Rwanda and at Arusha, all possible efforts since the resumption of the conflict to bring about a cease-fire agreement between the parties. Unfortunately, their efforts have been of no avail, but they are determined to persevere. Obviously, a cease-fire agreement is the first step in establishing a stable and secure environment in the country, thus allowing the organized, coordinated and secure delivery of humanitarian assistance and the reactivation of the Arusha peace process. In the prevailing conditions, however, it is essential that the United Nations consider what measures it can take even before a cease-fire is achieved.

## III. HUMANITARIAN ASPECTS

5. Given the pace of developments and the security situation, it has not been possible to assess accurately the humanitarian situation in Rwanda. However, early reports indicate that there are 250,000 displaced persons in the north, 65,000 in the east, and 1,200,000 in the south and south-west. Although there are some concentrations, the internally displaced appear to be widely scattered. At Kigali itself, some 30,000 displaced persons have taken refuge in public places and religious sanctuaries, where they are running out of food, water and basic medical supplies. The Office of the United Nations High Commissioner for Refugees (UNHCR) estimates that 80,000 of the original 272,000 refugees from Burundi have remained in Rwanda. This situation is complicated by the fact that, prior to the war, some 1.2 million drought-affected people in the south who required emergency food assistance had been identified. In neighbouring countries, the Rwandese refugee population is estimated at more than 300,000, and UNHCR reports that as many as 1,500 refugees continue to arrive daily in the United Republic of Tanzania. It is most important that the basic humanitarian needs of these populations are met as soon as possible.

6. The Department of Humanitarian Affairs of the Secretariat has established the United Nations Rwanda Emergency Office (UNREO), in collaboration with the United Nations Development Programme (UNDP), the United Nations Children's Fund (UNICEF), UNHCR, the World Food Programme (WFP), the World Health Organization (WHO) and the Food and Agriculture Organization of the United Nations (FAO). The office, temporarily located at Nairobi, has overall responsibility for coordinating humanitarian relief activities, including the prepositioning of relief supplies. Close coordination with the non-governmental organizations (NGOs), other international organizations and bilateral donors concerned is an essential part of the work of the office. An advance humanitarian assistance team has been positioned at Kigali to work with UNAMIR in carrying out



humanitarian operations and to advise in the expansion of activities where the situation permits. Other sub-offices in Rwanda or neighbouring countries are envisaged. A "flash" appeal covering immediate emergency assistance needs totalling about \$16 million was issued on 25 April 1994.

7. In spite of the difficulties, limited emergency operations have been initiated. For example, medical and nutritional supplies from UNICEF have been distributed in Kigali. WFP has been able to deliver more than 500 tons of food in the north and 840 tons in the south. Currently, three NGOs are active in Rwanda. Médecins sans Frontières is active in the north and Médecins du Monde is active in the south. The International Committee of the Red Cross (ICRC) has remained without interruption in Rwanda, focusing on emergency medical care and carrying out food deliveries in the north and south and in Kigali. UNAMIR has assisted in the delivery of food and other relief supplies to displaced persons in the Kigali area and has provided security for the activities of the advance team and NGOs. UNHCR is responding to the needs of refugees in neighbouring countries.

8. The United Nations humanitarian organizations, in consultation with UNAMIR and ICRC, have agreed on the following principles, which should serve as the basis for humanitarian operations in Rwanda:

(a) Ensuring the security of relief staff (both national and international), the beneficiaries of relief assistance and of the relief materials themselves;

(b) Joint identification by the responsible authorities and the respective United Nations humanitarian organizations of distribution sites;

(c) Clear identification of interlocutors from the side of the authorities for the humanitarian aid organizations to liaise with regarding humanitarian operations, both at a central level as well as at the field level;

(d) Acceptance by the responsible authorities of the monitoring and reporting responsibilities of the United Nations organizations regarding the distribution and use of relief materials;

(e) An understanding that aid should be provided based on need, regardless of race, ethnic group, religion or political affiliation.

9. These principles have been submitted to the Rwandese government forces and RPF authorities for approval. The Rwandese government forces have formally notified the Humanitarian Coordinator of its agreement. RPF has also agreed to these principles.

10. While it is too early to present fully developed operational plans for the distribution of humanitarian assistance in Rwanda, the basic effort will be to respond to the urgent needs of all affected persons in all parts of the country whenever conditions so permit. With the consent of appropriate authorities in neighbouring countries, it is envisaged that extensive cross-border operations will be utilized to transport relief supplies. The detailed operational plans will take into account the need to avoid, as far as possible, further

/...

displacement of the population. The objective will be to deliver assistance to the distressed in their existing locations, provided that these sites can be made secure.

#### IV. CONCEPT OF OPERATIONS

11. In his letter of 6 May 1994 (S/1994/546), the President of the Security Council informed me that, in view of the unabated hostilities and killings taking place in Rwanda, urgent and effective means of action must be considered. This would require that the Council decide upon an expanded mandate under which UNAMIR would support and provide safe conditions for displaced persons and other groups in Rwanda who have been affected by the hostilities or are otherwise in need, and assist in the provision of assistance by humanitarian organizations. The efforts of UNAMIR in this regard would be coordinated with those of the humanitarian organizations operating in Rwanda and/or engaged in assisting Rwandese refugees in neighbouring countries. The mission, as it would function under this amended mandate, is referred to herein as UNAMIR II.

12. UNAMIR II would provide security assistance to humanitarian organizations in their programmes for distribution of relief supplies. UNAMIR II would establish access to sites where displaced and other affected persons are concentrated and could assure their protection. Such protected sites would include areas inside Rwanda along the border with neighbouring States where refugees and displaced persons are concentrated. All protected sites would be patrolled and monitored by UNAMIR II, in cooperation with the local authorities wherever possible. At the same time, UNAMIR II would devote equal attention to the needs of displaced persons in the interior of the country and would provide escorts to relief convoys and security to United Nations installations there.

13. UNAMIR II would monitor border crossing points as operationally required, as well as the deployment of the parties in conflict, in order to assure the effective conduct of UNAMIR II operations.

14. Kigali airport is the most practical point of entry into the country and is therefore important for the induction of personnel, equipment and humanitarian relief goods. The parties would be expected to establish the airport as a "neutral zone" under the exclusive control of the United Nations before commencement of the deployment of the expanded force. However, if continued fighting prevents this, UNAMIR II would use other points of entry and resupply, such as secondary airstrips within the country. In addition, UNAMIR II would establish lines of communication, deployment and supply routes by land through neighbouring countries, particularly for the resupply of those protected sites located on Rwanda's borders.

#### A. Mission Statement

UNAMIR II - *support & provide safe conditions*  
- *assist in provision of humanitarian aid by humanitarian organizations*

B. Tasks: 1) *provide security assistance to humanitarian orgs*  
2) *establish access where affected could concentrate and ensure their protection*  
3) *patrol & monitor protected sites*  
4) *escort relief convoys* 5) *security for UN installations*

A. Rules of engagement

15. UNAMIR II's rules of engagement do not envisage enforcement action. The Mission would depend primarily on deterrence to carry out its tasks. However, UNAMIR II may be required to take action in self-defence against persons or groups who threaten protected sites and populations and the means of delivery and distribution of humanitarian relief.

B. Force structure

16. In order to execute its mandate, UNAMIR II must be composed of a credible, well-armed and highly mobile force. The size of the force is determined also by the size and terrain of the area of operation, which is land-locked, difficult and mountainous with very limited infrastructure. With these criteria, it is estimated that a minimum viable force of approximately 5,500 troops, including 5 infantry battalions, will be required to carry out the tasks described above. Readjustment of the size of the force may be necessary as the situation evolves.

17. The composition of the force would therefore include:

(a) A force headquarters of approximately 219 personnel, built around the nucleus of the present headquarters, would include a supporting military signals/communication squadron. The force headquarters would continue to operate at Kigali;

(b) Five battalions (approximately 4,000 personnel) comprising two mechanized battalions and three motorized battalions, each of which would have a mechanized company;

(c) A force support battalion of approximately 721 personnel, which would provide logistical, maintenance, and medical service, and would include an engineer company capable of undertaking tasks such as mining clearance, bomb disposal and the rehabilitation of essential roads, bridges and the other infrastructure, as required by UNAMIR II to carry out its mandate;

(d) A helicopter squadron of approximately 110 personnel and 16 helicopters;

(e) A military police force of approximately 50 personnel would provide internal force security;

(f) A military observer group of 320 officers would conduct the humanitarian security monitoring, liaison and escort-duty tasks throughout the area of operation, including at the border areas if necessary;

(g) A force of 90 United Nations civilian police would be deployed in a similar fashion to the military observers, but would be dedicated to maintaining liaison with the local civilian authorities on matters relating to public security.

*Tasks (cont'd)*  
6) monitor border crossing points + deployment of parties  
7) control Kigali airport  
8) establish LOC, land supply routes for resupply of protected sites



#### C. Deployment schedule

18. The deployment of UNAMIR II would be conducted in three phases, subject to the timely availability of the necessary troops, equipment and airlift. "D-Day" is the date on which the Security Council resolution would be adopted authorizing the expanded mandate of UNAMIR II.

19. Phase 1 (D-Day + 7). The Ghanaian battalion would be brought to its full strength of 800 personnel and equipped with armoured personnel carriers. This unit would ensure the protection of Kigali International Airport, as well as other sites in the city, where thousands of displaced persons have sought refuge under UNAMIR protection. This battalion would also subsequently act as the force reserve.

20. Phase 2 (D-Day + 14). Deployment of two battalions (one mechanized and one motorized), some advance elements of the support battalion and all of the force headquarters and signal squadron. These troops would be deployed where the security situation is of greatest concern and where there is the highest concentration of displaced persons, including at border areas if necessary.

21. Phase 3 (D-Day + 31). Induction of the rest of the force support battalion and two other infantry battalions. The rest of the support battalion would establish logistic and engineer advance bases in the Ruhengeri, Byumba and Butare prefectures in order better to serve the field force. The two infantry battalions would be deployed to certain specific areas of the country in order to provide the necessary support and assistance to people in need in these areas and provide security arrangements to humanitarian assistance programmes.

#### D. Logistics

22. The deployment and logistical support of a force of 5,500 under the schedule described above is a difficult undertaking. In addition, Rwanda is a land-locked country with only one major airport (Kigali) and three secondary airports. Land movement between regional seaports (Mombasa, Dar es Salaam) and Rwanda requires several days in the best of conditions. It is therefore essential to deploy self-sufficient military contingents capable of operating independently, while logistical support is put in place by the United Nations. The concept of operations calls for the first three units to be moved by air, requiring military and commercial strategic airlift, that is, up to 10 passenger flights and 40 cargo flights (C-5A aircraft). The remainder of the force and its material would be transported by sea and air as soon as technically possible.

23. Because of the need to stabilize the security situation in Rwanda as quickly as possible, deployment of UNAMIR II will have to be carried out rapidly. The longer the delay in the deployment of the force from the time of a Security Council decision, the greater the prospect of the mission not achieving its purpose in operational terms.

/...

24. The most rapid deployment would be achieved with two formed infantry brigades with their integral logistical support. If formed brigades cannot be made available, it would be necessary to draw on the recent United Nations stand-by arrangements, but specific contributions for this Mission must still be negotiated. It is estimated that this process would require one to two months. Simultaneously with stand-by arrangements, the traditional method of requesting Governments for military forces would be used. Experience shows that it would take at least two to three months to achieve full deployment of forces. If forces are accepted without adequate equipment, experience shows that a further delay of several months would be incurred in providing the necessary equipment for those forces. It is therefore essential that Member States agree to make arrangements on a bilateral basis to provide the troops, equipment and airlift required for UNAMIR II.

#### E. Command and control

25. UNAMIR II would be headed by the Special Representative of the Secretary-General, who would have overall authority for all the activities of the Mission. The military component of the Mission would be commanded by the Force Commander. The present UNAMIR force headquarters would be expanded as indicated in paragraph 17 (a) above and would remain located at Kigali. Battalions would be deployed to designated regions or sectors in accordance with the modus operandi described in paragraphs 19 to 21 above. Battalion commanders would act as sector commanders within their assigned regions, under the direction of the Force Commander. The military signal unit would establish communications between the force headquarters, battalion headquarters and other designated units as necessary.

#### V. FINANCIAL ASPECTS

26. The cost associated with the deployment of the force described above would be approximately \$115 million for a six-month period (see annex). It would be my recommendation to the General Assembly that the costs would be considered an expense of the Organization in accordance with Article 17, paragraph 2, of the Charter of the United Nations and the assessments would be levied on Member States and be credited to the UNAMIR special account.

#### VI. OBSERVATIONS

27. The solution to the crisis in Rwanda must, in my judgement, be found through implementation of the Arusha agreement, which both sides say that they accept. For this to be achieved, it is clearly necessary that a cease-fire be agreed and put into effect at the earliest possible date. I have instructed my Special Representative and the Force Commander to continue to give the highest priority to the pursuit of both objectives. The Security Council may wish to issue another urgent call for the parties to agree to a cease-fire and, even before it comes into effect, to accept the designation of Kigali airport as a neutral zone under the exclusive control of the United Nations.

/...



28. Meanwhile, there is an urgent requirement for the United Nations to increase its efforts to address the desperate humanitarian crisis created by the conflict. I welcome the idea that protected sites should be established close to Rwanda's borders with Burundi and the United Republic of Tanzania in order to facilitate the provision of relief to displaced persons who are already present in those areas. But I believe that it is essential that any such initiative should be matched by action to assist persons in need in the interior of Rwanda. These outnumber, by a factor of five, the displaced persons who are in the border areas or have already crossed into neighbouring countries. To concentrate the international community's efforts on the latter would be to address only a small part of the problem. Moreover, there would be a risk that protected sites in the border areas would act as a magnet to people in need in the interior of the country and would therefore increase even further the number of displaced persons.

*- Deploy Force even if ceasefire is not in place*

29. Expanded humanitarian operations, both in the border areas and in the interior, would also clearly be facilitated by a cease-fire, which would contribute immeasurably to the effective and secure distribution of relief supplies. However, if a cease-fire is not in place by the time the expanded force is deployed, my Special Representative and the Force Commander will continue to pursue this objective as the force is being put in place. I met with my Special Representative in Paris today and encouraged him to continue his efforts with a view to achieving a cease-fire agreement as soon as possible.

30. As noted above, should UNAMIR II need to initiate deployment and resupply through neighbouring States, the Mission would require the active support of those States. UNAMIR II would also require the cooperation and support of the Rwandese parties. In this connection, I should like to note that my Special Representative and the Force Commander have presented the concept outlined herein to both the Rwandese government forces and RPF. I am encouraged by their initial positive responses. I have asked my Special Representative and the Force Commander to obtain confirmation from both parties of their support to this operation without preconditions.

31. The world community has witnessed with horror and disbelief the slaughter and suffering of innocent civilians in Rwanda. While the chances for a lasting peace are fundamentally in the hands of the political and military leaders of the country, the international community cannot ignore the atrocious effects of this conflict on innocent civilians. I therefore recommend to the Security Council that it approve the phased expansion of UNAMIR, as described above, to enable the Mission immediately to help alleviate the humanitarian crisis in Rwanda. The mandate for UNAMIR II should be for a period of six months from the date of initial deployment, on the understanding that it would be reviewed by the Council as necessary and, in particular, following an agreement on a cease-fire.

32. In concluding, I must again emphasize that in order for UNAMIR II to attain its objective, there can be no delay in its deployment.

/...

33. I would like to express my deep gratitude to my Special Representative, the UNAMIR Force Commander, and all UNAMIR personnel, for their outstanding performance in the pursuance of UNAMIR's mandate under the extremely dangerous conditions in Rwanda.

/...



Annex

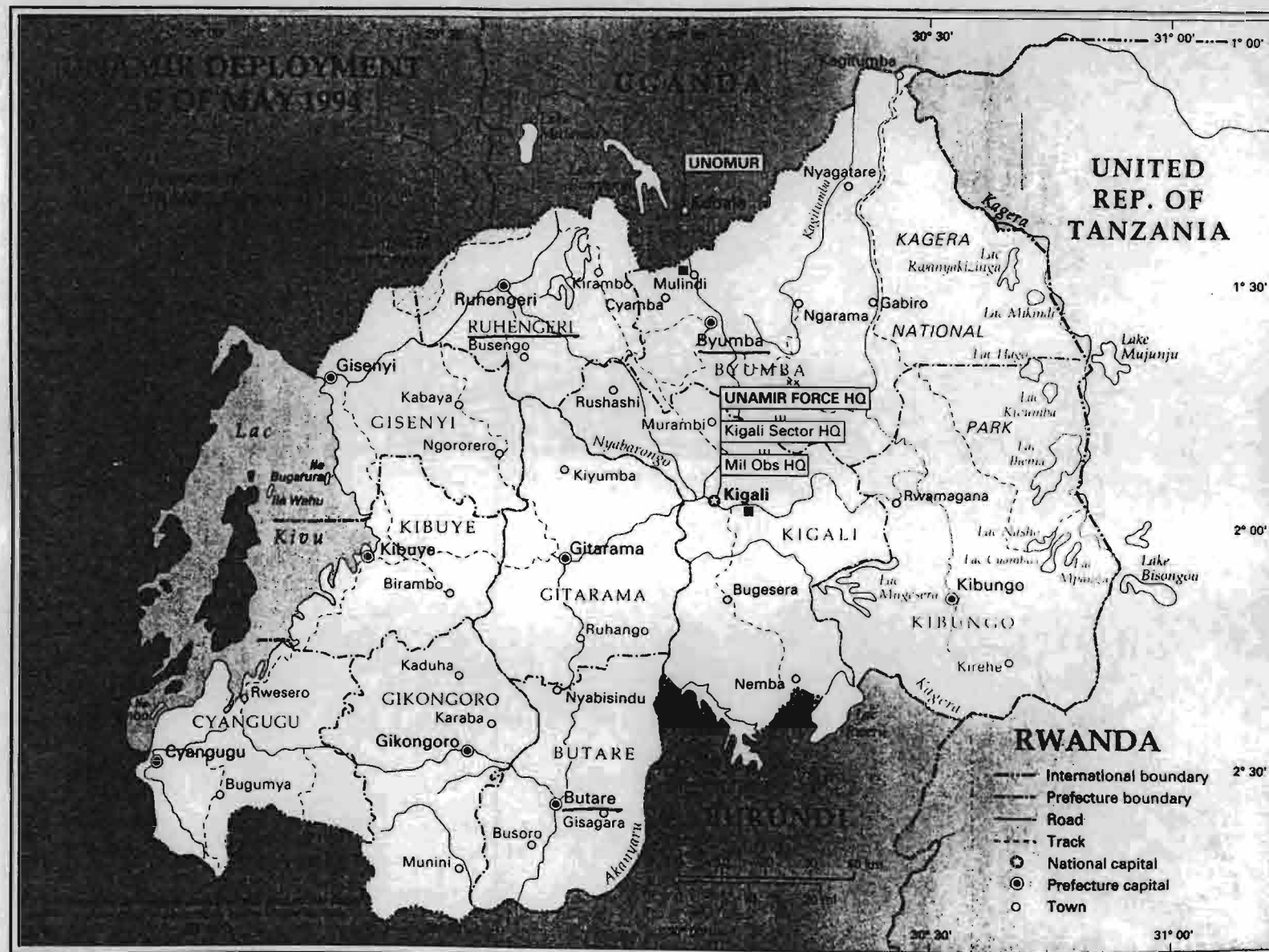
United Nations Assistance Mission for Rwanda

Summary cost estimate for the deployment of approximately  
5,500 troops for a six-month period

(In thousands of United States dollars)

	<u>Amount</u>
1. Military personnel costs	60 100
2. Civilian personnel costs	11 100
3. Premises/accommodation	1 300
4. Infrastructure repairs	700
5. Transport operations	6 000
6. Air operations	8 600
7. Naval operations	-
8. Communications	3 100
9. Other equipment	4 500
10. Supplies and services	4 500
11. Election-related supplies and services	-
12. Public information programmes	300
13. Training programmes	-
14. Mine-clearing programmes	500
15. Assistance for disarmament and demobilization	-
16. Air and surface freight	12 000
17. Integrated Management Information System	-
18. Support account for peace-keeping operations	800
19. Staff assessment	<u>1 500</u>
<b>Total</b>	<b><u>115 000</u></b>

/...



MAP NO. 3807.1 Rev. 2 UNITED NATIONS  
MAY 1994

5. **Fire After Warning.** After warning you may fire on a person in order to avoid death or grievous bodily harm only if:

- a. the person is carrying a dangerous weapon (e.g. firearm, improvised firing device or machete);

AND

- b. you believe the person is about to attack you, your unit, or any person it is your duty to protect;

AND

- c. the person refuses to stop when called upon to do so;

AND

- d. you believe there is no other way of stopping the person.

6. **Firing Without Warning.** You may fire without warning on a person in order to avoid death or grievous bodily harm only if that person:

- a. has used or is using a firearm or other dangerous weapon against you, your unit or persons it is your duty to protect;

OR

- b. is carrying what you believe to be a dangerous weapon, AND is clearly about to use it, AND you believe that there is no other way to protect yourself, your unit, or the persons it is your duty to protect.

7. If you have to fire, you must account for all rounds expended in an after action report submitted in writing to your immediate commander.

## RULES OF ENGAGEMENT

### Rule One - Authority to Carry Arms

- a. State A: No Authority; and
- b. State B: Authority granted to carry weapons.

### Rule Two - Status of Weapons

- a. State A: Weapons will be carried with loaded magazines.
- b. State B: Weapons will be carried, charged and made safe.

### Rule Three - Response to Hostile Intent or Hostile Act without the Use of Fire

- a. State A: Observe and report but withdraw in order to preserve own force.
- b. State B: Stay in place. Make contact and establish liaison with opposing force(s) and/or local authorities concerned.
- c. State C: Observe and report. Stay in place. Warn aggressor of intent to use force and demonstrate resolve by appropriate means without opening fire.
- d. State D: Observe and report. Stay in place. Warn aggressor of intent to use force and demonstrate resolve by appropriate means. Demonstrative use of fire is authorized.

### Rule Four - Disarmament of Paramilitary Personnel or Civilians

- a. State A: No authorization granted.



- b. State B: Authorization is granted. In doing so, use minimum force and escalation to include use of deadly force if hostile intent is exhibited or a hostile act is committed. Hand over to appropriate authority at the earliest opportunity.

#### Rule Five - Intervention and Warning Shots

- a. State A: Intervention is prohibited.
- b. State B: Intervention with deadly force against positively identified and designated targets only after warning shots have been fired as part of the warning process.

#### Rule Six - Control of Weapons Systems

- a. State A: Manning, preparation, movement and firing of weapons in the presence of the forces in conflict is prohibited.
- b. State B: Designated activity in the presence of the forces in conflict is permitted but will be specified by the following:

- (1) Man (type of system);
- (2) Prepare (type of system);
- (3) Move (type of system); and
- (4) Fire (type of system).

#### NOTE:

In the normal daily situation the highlighted ROE shall apply. Changes in ROE will be ordered by the Force or Sector Commanders through the chain of command.

## SOLDIERS GUIDE - ROE FOR CF MEMBERS UNAMIR II

### Opening Fire

1. You are to avoid the use of force if it is possible to do so, and your conduct must cause the least possible concern, fear or danger to the local population.
2. Your immediate commander will order any change in the states of weapons readiness. While your commander will normally issue the order to open fire, you have the right to use the appropriate force in self defence to protect yourself and those it is your duty to protect. Whenever possible a warning should be given before opening fire.
3. If you have to use force you must only use the MINIMUM FORCE necessary. MINIMUM FORCE normally involves the following sequential actions:
  - a. open display of weapons;
  - b. verbal warning;
  - c. barring access to the point being protected;
  - d. physical restraint;
  - e. warning shots;
  - f. pointing weapons; and
  - g. firing weapons.

### Warnings

4. **Warning Before Firing.** Whenever possible a warning should be given before firing. The warning should be given in a loud clear voice in English/French or Kinyarwanda:

Stop- Hands Up/ Arrêtez Levez les Mains/  
Hagarara, Hagarara, Amaboko Hejuru

### (Pause)

Stop or I will Shoot/ Arrêtez Ou Je Tire/  
Hagarara, Cyangwa Bakurse

**UNAMIR INSTALLATIONS - RULES OF ENGAGEMENT (ROE)**

Reference : Ops Directive No 2 / 19 Nov 93.

**1. UNAMIR Installations**

a. UNAMIR installations are described as all UNAMIR military and civilian camps and equipment, deployed on Rwandese territory, belonging to the mission and necessary to fulfill its mandate. The UN Installations will be guarded by UNAMIR assigned elements. Access to these areas is restricted. Access may be granted only on the prior permission of the Force Commander of UNAMIR.

2. UNAMIR troops will adhere to following specific guidelines whilst guarding or defending the installations:

a. **Hostile Intent.** It is an action which appears to be preparatory to an aggressive action against :

- (1) The UN - installation or
- (2) The UN personnel guarding/defending it or
- (3) Any person who has access to it or
- (4) Equipment contained in it.

b. **Hostile Act.** Any aggressive action against as under paragraph 2,a. above.

c. **Authority.** The commander of the guard/defence unit is authorized to use all available weapons or means needed to respond to the threat to which the installation, the own troops, the persons authorized to accede or the stored equipments are exposed. Still, the principles of Minimum Force and collateral damage to be avoided (ref 7. e. and f) will be adhered to.

d. **Threats.**

- (1) Any installation of weapon directed to the installation has to be considered as a hostile intent and will lead to preparedness to respond fire by the guarding unit.
- (2) Any firing at the defending/guarding troops, authorized persons or stored equipments has to be

considered as a hostile act and will lead to immediate reaction by fire and even to offensive actions in order to dislodge the threat.

(3) Hostile attitude by persons will only be reacted at, if those persons proceed towards the installation, although warning by voice have been given. Warning shots will precede fire for effect. If the installation is surrounded by fence or wall, there will be no firing for effect unless the persons actually attempt to cross or to force the barrier.