

UNAMIR

SECTOR 5B, GISENYI
HUMANITARIAN ASSISTANCE

8-31 JAN 1996

UNCLASSIFIED

EL/WG JUNE 2009

PLEASE RETAIN
ORIGINAL ORDER

UNARCHIVES

SERIES S-1062

BOX 82

FILE 4

ACC. 1998/0283

JP MBITE
AMEST

CAPT JP MBITE

HUM OFFICER

SECTOR 5B

GISENYI

JAN - MAR 96

b. TOTAL ORE

5) TOTAL ORG

NOTES

b) TOTAL CRE

h) TOTAL / GGG

DISPOPULATION AT THE END OF THE DAY

983
174 - (pls check)
396 - again
261 761

UNHCR F.O. GISENYI / RUHENGERI

DAILY REPORT FROM : PETITE B.

DATE	NCL	OCL	TOTAL
31/1/96	1	1	2

OBSERVATION: au date du 31/1/96 on a reçu deux
Rapatriés. L'un été malade transporté
à l'hôpital. L'autre a rejoint le
membres de famille (en ville).

PREPARED BY:

- 1) Charlotte
- 2) Salomon
- 3) Antoinette m.
- 4)

RAPPORT JOURNALIER DES ASSISTANTS DE NKAMIRA

DATE	ARRIVEES			DEPARTS.		
	ANCIENS réfugés.	NOUVEAUX réfugés	TOTAL	Véhicules	Piedons	TOTAL
31 01 96	56 pers.	58 pers.	114 pers.	394 pers.	2 pers.	396 pers.

DESTINATIONS au C.T.

GISENYI: 88 pers.

KIGALI: 111 pers.

RUHengeri: 23 pers.

OBSERVATIONS 222 pers.

DESTINATIONS du côté APR

GISENYI: 36 pers.

KIGALI: 136 pers.

RUHengeri: 2 pers.

174 pers.

- 4 malades ambulatoires.
- Pas d'arrestation.
- Pas de transfert.
- 1 personne très malade qui nécessite le transport spécial car il n'est pas en mesure de voyager en camion à cause de son état de santé.
- ~~244~~ personnes passent la nuit du côté APR.
- 761 personnes passent la nuit dans le C.T.

ASSISTANTS.

Aubainette.

Debate

Jean Mathieu.

Rapport journalier de NKAMIRA. 31/01/96.

Hommes	Femmes	Enfants.
18 pers.	: 37 pers.	59 pers.

SERVICE DES STATISTIQUES

UNHCR FIELD OFFICE GISENYI/RUHENGARI

DAILY REPORT FROM GRANDE BARRIERE

DATE: 31/1/1996

UNHCR ORGANISED CONVOY									SPONTANEOUS		TOTAL	PERS BROUGHT BY ICRC
CATEGORY	FROM								NCL	OCL		
	MASISI	GOMA VILLE	MUGUNGA	LAC VERT	KIBUMBA	KAHINDO	KATALE	TOTAL				
NCL			3	10	15	6	21	55				
OCL									1	92	93	

OBSERVATION:

(Indiquer tous les détails utiles pendant la journée)

- En date du 31/1/1996 Nous avons reçu 148 rapatriés au total dont 1 personnes spontanées en provenance de MUGUNGA, 8 vill de GOMA, 49 en provenance de MASISI et 55 personnes dans le Camps de GOMA.
- Rappelons que 108 personnes ont été rapatriés au centre de Tra et 5 ont préféré rejoindre leurs famille au centre vill GISENYI.
- N.B: 35 personnes passent la nuit à la maison CARE

PREPARED BY:

- 1 Eugénie
- 2 Pascal
- 3 André
- 4 Jean Pierre
- 5 TITG

UNITED NATIONS
HIGH COMMISSIONER
FOR REFUGEES



NATIONS UNIES
HAUT COMMISSARIAT
POUR LES REFUGIES

Sub-Office Goma
35 Av. Président Mobutu
B.P. 14, Goma
Zaire

Bureau-Délégation Goma
Fax: 1-407-726-5026
Tel: 1-407-726-5027/5001
Telecel: 011.243.88.49395/6/8

BUREAU DU RAPATRIEMENT

Goma camps, UNHCR/WFP distribution criteria, population breakdown by commune
23/01/1996

			Katole	Kahindo	Kibumba	Mugunga	Lac Vert	%	Total
A	1 Butare	Gishamvu	96	7	16	311	40	6%	470
A	2 Butare	Huye	38	2	43	165	5	3%	253
A	3 Butare	Kibayi	147	6	30	112	4	4%	299
A	4 Butare	Kigembe	99	15	30	145	40	4%	329
A	5 Butare	Maraba	124	19	0	174	2	4%	319
A	6 Butare	Mbazi	356	3	72	229	6	8%	666
A	7 Butare	Muganzi	52	6	26	115	0	2%	199
A	8 Butare	Mugusa	38	4	117	78	15	3%	252
A	9 Butare	Muyaga	33	13	52	124	0	3%	222
A	10 Butare	Muyira	109	2	135	102	11	4%	359
A	11 Butare	Ndora	216	5	32	133	0	5%	386
A	12 Butare	Ngoma	135	10	55	209	20	5%	429
A	13 Butare	Ntyazo	113	3	29	214	3	4%	362
A	14 Butare	Nyabisindu	167	21	84	252	27	7%	551
A	15 Butare	Nyakizu	88	29	113	231	34	6%	495
A	16 Butare	Nyaruhengeri	89	6	109	277	19	9%	500
A	17 Butare	Ruhashya	139	3	45	233	6	6%	426
A	18 Butare	Runyinya	86	33	87	364	54	8%	624
A	19 Butare	Rusalira	113	15	43	110	16	4%	297
A	20 Butare	Shyamba	277	4	93	225	21	8%	620
			31%	3%	15%	47%	4%	100%	
			2515	206	1211	3903	323		9059

			Katole	Kahindo	Kibumba	Mugunga	Lac Vert	%	Total
B	21 Byumba	Buyoga	4631	812	6295	1104	194	12%	13036
B	22 Byumba	Bwisige	399	23	354	326	39	1%	1141
B	23 Byumba	Cyumba	7871	694	6099	593	154	14%	15401
B	24 Byumba	Cyungu	4855	136	4005	573	78	9%	9447
B	25 Byumba	Giti	363	26	288	272	37	1%	996
B	26 Byumba	Gituza	268	21	301	234	33	1%	857
B	27 Byumba	Kibali	1890	285	2943	911	101	6%	6130
B	28 Byumba	Kinyami	1514	161	1418	522	78	3%	3693
B	29 Byumba	Kivuye	10567	3985	13782	627	57	27%	29018
B	30 Byumba	Kiyomba	2162	64	897	461	69	3%	3653
B	31 Byumba	Muhura	212	28	115	146	84	1%	585
B	32 Byumba	Mukarange	2475	60	1373	957	67	5%	4932
B	33 Byumba	Murambi	186	29	235	404	7	1%	861
B	34 Byumba	Muvumba	895	164	461	398	100	2%	2038
B	35 Byumba	Ngarama	524	41	322	311	81	1%	1279
B	36 Byumba	Rutare	419	25	743	267	62	1%	1516
B	37 Byumba	Tumba	3567	481	7333	1496	155	12%	13032
			40%	7%	44%	9%	1%	100%	
			42598	7035	46994	9592	1396		107615

			Katale	Kahinda	Kibumba	Mugunga	Lac Vert	%	Total	
C	38	Cyangugu	Bugarara	34	23	20	85	10	6%	172
C	39	Cyangugu	Cymbogo	127	10	9	193	23	12%	362
C	40	Cyangugu	Gafunzo	36	7	44	202	11	10%	300
C	41	Cyangugu	Gatare	90	34	38	438	48	21%	648
C	42	Cyangugu	Gishoma	24	0	36	64	0	4%	124
C	43	Cyangugu	Gicuma	75	0	15	207	8	10%	305
C	44	Cyangugu	Kagano	26	0	22	109	7	5%	164
C	45	Cyangugu	Kamembe	131	51	30	243	17	15%	472
C	46	Cyangugu	Karengera	65	6	14	82	18	6%	185
C	47	Cyangugu	Kirambo	48	6	44	185	7	9%	290
C	48	Cyangugu	Nyakabuye	32	4	17	0	0	2%	53
			22%	5%	9%	59%	5%	100%		
			688	141	289	1808	149		3075	

			Katale	Kahindo	Kibumba	Mugunga	Lac Vert	%	Total	
D	49	Gikongoro	Karama	162	8	53	310	35	11%	568
D	50	Gikongoro	Karambo	54	19	8	123	18	4%	222
D	51	Gikongoro	Kinyamakara	127	51	106	126	18	9%	428
D	52	Gikongoro	Kivu	131	14	23	147	17	7%	332
D	53	Gikongoro	Mubuga	170	9	31	252	19	10%	481
D	54	Gikongoro	Mudasomwa	80	17	10	159	19	6%	285
D	55	Gikongoro	Muko	72	6	12	183	5	5%	278
D	56	Gikongoro	Musange	159	22	31	128	23	7%	373
D	57	Gikongoro	Musebeya	129	61	42	186	18	9%	436
D	58	Gikongoro	Nshili	352	11	49	236	74	14%	722
D	59	Gikongoro	Nyamagabe	105	16	33	262	17	9%	433
D	60	Gikongoro	Rukondo	117	29	11	0	54	4%	211
D	61	Gikongoro	Rwamiko	68	7	23	179	12	6%	289
			34%	5%	9%	45%	7%	100%		
			1736	270	432	2291	323		5058	

			Katale	Kahindo	Kibumba	Mugunga	Lac Vert	%	Total	
E	62	Gisenyi	Gaseke	3221	538	3401	4836	2801	7%	14797
E	63	Gisenyi	Gicye	4507	829	5704	8558	2825	11%	22523
E	64	Gisenyi	Kanama	2132	904	2659	4229	987	5%	10811
E	65	Gisenyi	Kerago	3124	1686	9534	4870	2036	10%	21350
E	66	Gisenyi	Kayove	597	130	486	1434	2776	3%	5423
E	67	Gisenyi	Kibilika	1553	168	3271	2697	288	4%	7977
E	68	Gisenyi	Mutura	3860	2391	21167	1265	974	15%	29657
E	69	Gisenyi	Nyamyumba	2137	425	1521	7324	15401	13%	26808
E	70	Gisenyi	Ramba	2425	414	896	2455	789	3%	6979
E	71	Gisenyi	Rubavu	2186	512	1433	13258	4965	11%	22354
E	72	Gisenyi	Rwerere	3242	1798	9459	1666	709	8%	16874
E	73	Gisenyi	Salinskyi	4330	619	3592	8656	821	9%	18018
			16%	5%	31%	30%	17%	100%		
			33414	10314	62213	61258	35372		203571	

			Katale	Kahindo	Kibumba	Mugunga	Lac Vert	%	Total	
J	111	Kigali-R	Bicumbi	5609	3518		1718	241	8%	11086
J	112	Kigali-R	Butamwa	7418	4334		2881	320	10%	14953
J	113	Kigali-R	Gashora	3658	2972		867	193	5%	7690
J	114	Kigali-R	Gikomero	2383	369		578	74	2%	3404
J	115	Kigali-R	Gikondo	1339	679		470	61	2%	2549
J	116	Kigali-R	Kanomba	3971	1997		1267	266	5%	7491
J	117	Kigali-R	Kenzenze	6686	5793		2151	573	10%	15203
J	118	Kigali-R	Mbogo	2037	4598		1712	257	6%	8604
J	119	Kigali-R	Mugambazi	3418	5026		1884	117	7%	10445
J	120	Kigali-R	Musasa	1201	2193		962	201	3%	4557
J	121	Kigali-R	Ngenda	706	365		410	93	1%	1574
J	122	Kigali-R	Rubungo	5041	2213		1260	200	6%	8714
J	123	Kigali-R	Rusheshi	2042	4516		1235	226	6%	8079
J	124	Kigali-R	Rutongo	5173	8839		3373	199	12%	17584
J	125	Kigali-R	Shyorongi	3038	6307		2923	144	9%	12412
J	126	Kigali-R	Tare	3925	5124		2043	111	8%	11203
				40%	40%	18%	2%	100%		
				57645	58933	0	25794	3276	145548	

			Katale	Kahindo	Kibumba	Mugunga	Lac Vert	%	Total	
K	127	Ruhengeri	Butaro	7083	2739	8558	901	75	12%	19358
K	128	Ruhengeri	Cyabingo	2358	558	2610	1229	100	4%	6855
K	129	Ruhengeri	Cyeu	3409	569	5604	1337	332	7%	11251
K	130	Ruhengeri	Gatonda	2212	555	2913	1165	79	4%	6824
K	131	Ruhengeri	Kidaho	1695	781	728	798	206	3%	4406
K	132	Ruhengeri	Kigombe	3918	869	3116	2438	488	7%	10909
K	133	Ruhengeri	Kinigi	2913	8330	4783	1060	298	10%	17384
K	134	Ruhengeri	Mukingo	3515	1329	7899	2430	677	10%	15910
K	135	Ruhengeri	Nduru	2222	839	3000	1050	116	4%	7226
K	136	Ruhengeri	Nkuli	3742	2037	11289	3687	1264	13%	22038
K	137	Ruhengeri	Nkumba	2426	2022	2012	903	134	4%	7497
K	138	Ruhengeri	Nyakinama	2181	827	3232	1089	132	4%	7461
K	139	Ruhengeri	Nyamugali	2583	307	3773	1324	267	5%	8254
K	140	Ruhengeri	Nyamutera	2281	616	3137	953	139	4%	7126
K	141	Ruhengeri	Nyarutovu	2429	577	3381	1562	171	5%	8120
K	142	Ruhengeri	Ruhondo	1849	370	2449	1271	193	4%	6122
				28%	14%	41%	14%	3%	100%	
				47016	23344	68384	23317	4682	166743	

			Katale	Kahindo	Kibumba	Mugunga	Lac Vert	%	Total	
JJ	143	Kigali-V	Kacyiru	3007	3105		1572	289	31%	7972
JJ	144	Kigali-V	Kicukiro	2581	1500		1566	201	23%	5848
JJ	145	Kigali-V	Nyarugenge	4416	3291		3507	519	46%	11733
				38%	31%		26%	4%	100%	
				10004	7896	0	6645	1008		25553

	Katale	Kahindo	Kibumba	Mugunga	LAC VERT	
Total	212614	110485	194216	154252	50262	721829

TO : UNHCR - GISENYI

Attention: Mr ALBERTO CABAIA


FROM: HUMANITARIAN OFFICER, SECTOR 5

DATE: 31 JAN 1996

RETURNEES STATISTICS

1. Kindly furnish this office with a copy on the following:-
 - a. Statistics on all refugees in all camps in Zaire;
 - b. Statistics on all refugees in Zaire belonging to each Prefecture (Gisenyi and Ruhengeri) and
 - c. Statistics Breakdown on all refugees in Zaire belonging to each Commune within these Prefectures.
2. We always appreciate your usual assistance.
3. Best regards.

RECEIVED GRY ON 31/1
Jm 31/1


JP Mbite
Captain
Hum Offr
Sector 5

Rapport journalier de Nkamira 30/1

Date	Arrivées			Départs		
	Nouveaux	Anciens	Total	Véhicule	Piétons	Total
le 30 1 01 1 96	52 pers	128 pers	180 pers	APP 369 pers	2 pers	371 pe
				No Mouv From 0001 Compose		

Destinations

Gisenyi : 71 pers
 Ruhengeri : 71 pers
 Kigali : 229 pers

71
 71
 142
 229
 371

371

1969
 180
 2149
 371
 1778

1407

983

424

1778

1407

Observations

- malades ambulatoires et 2 malades transférés vers l'hôpital général de Gisenyi.
- Une arrestation de l'ancien militaire dans le convoi d'hier.
- Le convoi passe la nuit du côté APR avec 301 personnes
- 983 personnes passent la nuit au centre de transit.

Assistants

Antoinette, Dévot, Jean M. H. D.

Sheet 1.

29/01/96

UNHCR FIELD OFFICE GISENYI/ RUHENGERI								
DAILY REPORT FROM GRANDE BARRIERE								
DATE	UNHCR CONVOY		TOTAL	SPONTANEOUS		TOTAL	pers.brought by icrc	
	N.C.L	O.C.L		N.C.L	O.C.L			
Le 29								
01	178	02	180	0	126	126	TOT	306
1996	Pers	Pers	Pers.	Pers	Pers	Pers.		70

BP 2

376

OBSERVATION:

- 306 rapatriés ont été transportés vers Nkamira avec 18 rapatriés d'hier et ceux de la petite barrière.

C - Il y a eu un malade parmi les 178 personnes.

PREPARED BY:

- 1) TITE
- 2) Jean-pierre
- 3) Eugène
- 4) PASCAL.
- 5)
- 6)
- 7)

UNHCR F.O. GISENYI / RUHENGERI

DAILY REPORT FROM : PETITE B.

DATE	NCL	OCL	TOTAL
29/1/96	3	67	70

OBSERVATION: au date du 29/1/96 on a embaiqué

60 personnes.
- Nous remarquons que le nombre que nous
avons ne contient pas avec les nombre
de l'aim.

N.B: Quand nous sommes occupés à faire
l'enregistrement, il ya les gens qui pre
nent fuite après avoir lu sur la
fiche leur destination.
Les famille dont les nom suivent.

- Mukamunpanya.
- Nzitanga
- Karasina.

PREPARED BY:

- 1) Antoinette-m.
- 2) Thérèse
- 3) Charlotte.
- 4)

Il a aussi 3 personnes qui sont parti
à l'hôpital.
pour les gens qui on pué fuite Nous
avons remarqué sa lors de l'emba
quement.

RAPPORT JOURNALIER DES ASSISTANTS DE NKAMIRA

DATE	ARRIVEES			DEPARTS		
	ANCIENS refugies	NOUVEAUX refugies	TOTAL	Vehicules	Pletons	TOTAL
6 24 1 01 96	141 pers	178 pers	MISTAKE <u>369 pers</u> 822	160 pers	1 pers	<u>161 pers</u>

DESTINATIONS

GISENYI = 81 pers
 KIGALI = 27 pers
 RUHENGARI = 53 pers

From ALL Compound STRAIGHT
 To KIBUNGO
 THEY WERE NOT
 TAKEN TO COOP Compound

OBSERVATIONS

- Comme le checking n'a pas eu lieu, on saura les arrestations demain matin.
- 983 personnes passent la nuit dans le centre de transit et 369 personnes sont du côté APR. ✕

ASSISTANTS

Antoinette
 Dévete
 Jean Matthieu

Rapport journalier de Nhamira le 29-1-96

Hommes	Femmes	Enfants
	ARRIVÉS BREKOWEN	
76 pers	97 pers	196 pers

97
76
196

369

. GISENYI (UNHCR)
 GIS/KGL/HCR/
 TO: W.R. URASA, REPRESENTATIVE
 MASTI NOTZ, SNR FIELD OFFICER
 C. HADDAD, LOGISTICS ASST
 FM: UNHCR GISENYI
 RE: DAILY BORDER CROSSING STATISTICS

GISENYI, 28 JANUARY 96

I. TOTAL ALL ENTRY POINTS : 68
 A. TOTAL FROM ZAIRE : 68
 1. TOTAL OLD : 68
 a. TOTAL SPONT : 0
 b. TOTAL ORG : 0
 2. TOTAL NEW : 0
 a. TOTAL SPONT : 0
 b. TOTAL ORG : 0

II. ENTRY POINT : GISENYI GRANDE BARRIERE : 42
 A. TOTAL FROM ZAIRE : 42
 1. TOTAL OLD : 42
 a) TOTAL SPONT : 42
 b) TOTAL ORG : 0
 2. TOTAL NEW : 0
 a) TOTAL SPONT : 0
 b) TOTAL ORG : 0

III. ENTRY POINT : GISENYI PETITE BARRIERE : 2
 A. TOTAL FROM ZAIRE : 2
 1. TOTAL OLD : 2
 a) TOTAL SPONT : 2
 2. TOTAL NEW : 0
 a) TOTAL SPONT : 0

IV. ENTRY POINT : GISENYI MUTOVU : 0
 A. TOTAL FROM ZAIRE : 0
 1. TOTAL OLD : 0
 a) TOTAL SPONT : 0
 b) TOTAL ORG : 0
 2. TOTAL NEW : 0
 a) TOTAL SPONT : 0
 b) TOTAL ORG : 0

V. ENTRY POINT : RUHENGERI CYANIKA : NOT AVAILABLE YET
 A. TOTAL FROM ZAIRE : 0
 1. TOTAL OLD : 0
 a) TOTAL SPONT : 0
 b) TOTAL ORG : 0
 2. TOTAL NEW : 0
 a) TOTAL SPONT : 0
 b) TOTAL ORG : 0
 B. TOTAL FROM UGANDA : 0
 1. TOTAL OLD : 0
 a) TOTAL SPONT : 0
 b) TOTAL ORG : 0
 2. TOTAL NEW : 0
 a) TOTAL SPONT : 0
 b) TOTAL ORG : 0

POPULATIONS IN TRANSIT CENTER NKAMIRA : 1097
 A) POPULATION AT THE BEGINNING OF THE DAY : 47
 B) NEW ARRIVALS DURING THE DAY : 0
 C) DEPARTURES DURING THE DAY : 0
 D) POPULATION AT THE END OF THE DAY : 1144

. GISENYI (UNHCR)
 GIS/KGL/HCR/
 TO: W.R. URASA, REPRESENTATIVE
 MASTI NOTZ, SNR FIELD OFFICER
 C. HADDAD, LOGISTICS ASST
 FM: UNHCR GISENYI
 RE: DAILY BORDER CROSSING STATISTICS

GISENYI, 27 JANUARY 96

I. TOTAL ALL ENTRY POINTS	: 60
A. TOTAL FROM ZAIRE	: 60
1. TOTAL OLD	: 60
a. TOTAL SPONT	: 60
b. TOTAL ORG	: 0
2. TOTAL NEW	: 0
a. TOTAL SPONT	: 0
b. TOTAL ORG	: 0
II. ENTRY POINT : GISENYI GRANDE BARRIERE	: 0
A. TOTAL FROM ZAIRE	: 0
1. TOTAL OLD	: 0
a) TOTAL SPONT	: 0
b) TOTAL ORG	: 0
2. TOTAL NEW	: 0
a) TOTAL SPONT	: 0
b) TOTAL ORG	: 0
III. ENTRY POINT : GISENYI PETITE BARRIERE	: 0
A. TOTAL FROM ZAIRE	: 0
1. TOTAL OLD	: 0
a) TOTAL SPONT	: 0
2. TOTAL NEW	: 0
a) TOTAL SPONT	: 0
IV. ENTRY POINT : GISENYI MUTOVU	: 0
A. TOTAL FROM ZAIRE	: 0
1. TOTAL OLD	: 0
a) TOTAL SPONT	: 0
b) TOTAL ORG	: 0
2. TOTAL NEW	: 0
a) TOTAL SPONT	: 0
b) TOTAL ORG	: 0
V. ENTRY POINT : RUHENGERI CYANIKA	: NOT AVAILABLE
A. TOTAL FROM ZAIRE	: 0
1. TOTAL OLD	: 0
a) TOTAL SPONT	: 0
b) TOTAL ORG	: 0
2. TOTAL NEW	: 0
a) TOTAL SPONT	: 0
b) TOTAL ORG	: 0
B. TOTAL FROM UGANDA	: 0
1. TOTAL OLD	: 0
a) TOTAL SPONT	: 0
b) TOTAL ORG	: 0
2. TOTAL NEW	: 0
a) TOTAL SPONT	: 0
b) TOTAL ORG	: 0

→ 0.5 per border - 0.5 per border

POPULATIONS IN TRANSIT CENTER NKAMIRA


A) POPULATION AT THE BEGINNING OF THE DAY	: 1258
B) NEW ARRIVALS DURING THE DAY	: 55
C) DEPARTURES DURING THE DAY	: 216
D) POPULATION AT THE END OF THE DAY	: 1097

1097

TO : HAC UNAMIR HQ
FROM : HUM OFFR SECT 5
DATE : 29 JAN 1996

HUMANITARIAN ASSISTANCE

1. Attached to this letter please find another letter from COOPI which is self-explanatory.
2. Please accept for action.
3. Best regards.



JP Mbite
Captain
Hum Offr
Sector 5

Rif. 37/96/CL

Gisenyi, 26th January 1996

Mssrs. Unamir - Gisenyi

Att. Humanitarian Officer

RE: urgent request of technical equipment for the way stations of Nkamira and College Inyamiramihiho.

Dear Sir,

we write you this letter to know if is possible to have the assistance of your equipment and personnel for two task very urgent for the above mentioned way station:

- N.1 Lorry with equipment to empty septic tank. Duration of work from 2 to 3 days. VERY VERY URGENT. The task is to empty all septic tanks of Nkamira and College way stations.
- N. 1 Flat lorry to transport containers and n.1 crane to lift container. Duration of work few hours to move three container to a distance of few kilometres. the task is to augment the capacity of our store in Nkamira.

We are looking forward to hear from you, hoping in a positive answer.

Best regards.

Claudio Fontana
Coop - Gisenyi
COOP
COOPERAZIONE INTERNAZIONALE
B. P 1221 KIGALI
B. P 270 GISENYI

unamir.doc



TRANSMISSION VERIFICATION REPORT

TIME: 29/01/1996 10:24
NAME: MILOBS GISENYI
FAX : 61903
TEL : 11233

DATE, TIME	29/01 10:23
FAX NO. / NAME	
DURATION	00:00:56
PAGE(S)	02
RESULT	OK
MODE	STANDARD

FROM : MILOB SECT 5
TO : HAC UNAMIR HQ
DATE : 28 JAN 1996

HUMANITARIAN WEEKLY SITREP 22 - 28 JAN 1996

GENERAL SITUATION

1. The general situation in the Sector still remains calm. However, for the past 10 days or so, the guerilla mine warfare operations have been on the increase in the outlying areas of the Prefecture. The FRGF laid mines indiscriminately against vehicles, RPA and even school children. The RPA is aware of these acts and have reorganised to contain the situation and to restrict these activities.

OWN HAC ACTIVITIES

2. NTR. However, a COOPI representative approached this office and raised the following issues:

- a. To be assisted with a septic tank truck for septic service at both the College/Nkamira Transit camps;
- b. A crane and a flat truck for movement of 2-3 containers between Gisenyi and Nyundo to Nkamira Transit camp;
- c. A tipper truck to tpt gravel and stones for the maintenance and improvement of the eroded roads within the Nkamira Transit camp;
- d. An official letter from him is to follow for your kind approval.

GENERAL LIVING CONDITIONS

- 3. a. Housing - The joint FHI/WFP housing project continues in five communes.
- b. Education - NTR.
- c. Healthcare/Problems - NTR.

NGOS


4. WFP continued to distribute food which included maize, beans, green peas and cooking oil in five communes. IOM also continues to tpt the returnees to and from Nkamira Transit camp to their various communes.

UN AGENCIES

5. UNHCR continues with the repatriation process. However, insecurity is still prevailing in Goma.

LOCAL AUTHORITIES

6. Relations between UNAMIR and the local authorities continue to be cooperative and cordial.


JP Mbite
Captain
Hum Offr
Sector 5

WEEKLY SUMMARY OF RETURNEE DISTRIBUTION NKAMIRA CAMP

22 - 28 January 1996

PREFECTURE	COMMUNE	TOTAL	TOT/PREFECTURE
GISENYI	RUBAVU	81	
	SATINSKYI	11	
	KANAMA	12	
	NYAMYUMBA	46	
	KAYOVE	20	
	MUTURA	74	
	RWERERE	5	
	GASEKE	54	
	KARAGO	25	
	RAMBA	26	
	GICIYE	42	
	KIBILIRA	6	
RUHENGARI	NKULI	222	
	MUKINGO	35	
	NDUSU	28	
	NYAMUTERA	8	
	BUTARO	5	
	KIGOMBE	42	
	KINIGI	33	
	NKUMBA	12	
	NYAKINAMA	27	
	NYARUTOVU	15	
	RUHONDO	-	
	CYERU	-	
	GATONDE	13	
	NYAMUGARI	-	
	CYABINGO	1	
RUNDA TRANSIT CENTER		420	
			TOTAL <u>1,236</u>

WEEKLY BORDER CROSSING STATISTICS ON RETURNEES 22 - 28 JAN 96

DAY	DATE	BP 1		BP 2		MUTOVU		CYANIKA	TOTAL
		NCL	OCL	NCL	OCL	NCL/OCL		NCL/OCL	
MON	22	329	146	0	66	1	0	3	545
TUES	23	66	58	0	19	0	0	18	161
WED	24	92	129	0	23	0	0	0	244
THUR	25	222	169	0	1	0	0	0	392
FRI	26	80	46	2	30	0	0	0	158
SAT	0	0	0	0	35	0	0	0	35
SUN		NOT AVAILABLE YET							

1,535

POPULATION IN TRANSIT CENTRE NKAMIRA:

- a. OPENING BALANCE WEEK BEGINNING - 1,268
- b. ARRIVALS DURING THE WEEK - 1,535
- c. TOTAL - 2,803
- d. TPT TO COMMUNES DURING THE WEEK - 1,236
- e. BALANCE WEEK ENDING - 1,567

SOURCE: UNHCR GISENYI.

STATISTIQUES PAR DESTINATION
DU 01 AU 26 JANVIER 1996

DESTINATION	NUMBER OF PERSONS	TOTAL
autres prefectures : - Butare	17	3655
- Ruyumba	93	
- Cyangugu	0	
- Gikongoro	1	
- Gitarama	91	
- Kibungo	2709	
- Kibuye	72	
- Kigali rural	145	
- Kigali ville	51	
- INCONNUES	476	
<u>PREFECTURE GISENYI</u>		
Communes		1588
1: - Gaseke	49	
2: - Gicuye	134	
3: - Kanama	64	
4: - Karaga	64	
5: - Kayove	36	
6: - Kibilira	18	
7: - Mutura	422	
8: - Nyamyumba	205	
9: - Ramba	49	
10: - Rubavu	368	
11: - Rwerere	56	
12: - Sateriye	46	
- INCONNUES	77	
<u>PREFECTURE RUHENGERI</u>		
Communes : 1: - Butaro	31	1591
2: - Cyabingo	6	
3: - Cyero	4	
4: - Gatonde	63	
5: - Kibaho	5	
6: - Kigombe	69	
7: - Kinyi	106	
8: - Mukingo	328	
9: - NDUVU	40	
10: - Nkuli	554	
11: - Nkumba	41	
12: - Nyakirama	96	
13: - Nyamugali	14	
14: - Nyamutera	58	
15: - Nyamutovu	33	
16: - Ruhondo	11	
- INCONNUES	132	
		6834

MODEL "A"

OIM GISENYI

TRANSPORT DES POSTES FRONTIERES AUX CENTRES DE TRANSIT

SEMAINE No. 4

DU 22/1 AU 28/1/96

LUNDI	MARDI	MERCREDI	JEUDI	VENDREDI	SAMEDI	DIMANCHE	TOTAL
528	157	217	400	150			

DESTINATION : CENTRE DE TRANSIT DE NKAMIRA

Départ de :							
G. BARRIERE	485	116	194	399	196		
P. BARRIERE	37	41	23	1	24		
MUTOVU	6						
CYANIKA							
TOTAL							

DESTINATION: CENTRE DE TRANSIT DU COLLEGE

Départ de :							
G. BARRIERE							
P. BARRIERE							
MUTOVU							
CYANIKA							
TOTAL							

DESTINATION:

Départ de :							
TOTAL							

TOTAL TRANSPORTES DES POSTES FRONTIERES AUX CENTRES DE TRANSIT

MODEL "B"

OIM GISENYI

TRANSPORT D'UN CENTRE DE TRANSIT A L'AUTRE

SEMAINE No.

DU

AU

LUNDI	MARDI	MERCREDI	JEUDI	VENDREDI	SAMEDI	DIMANCHE	TOTAL
114	129						

DEPART :CENTRE DE TRANSIT DE NKAMIRA

Destination:							
RUNDA	114	129	64	23	40		
COLLEGE							
UNIV.ADV.							
TOTAL							

DEPART:CENTRE DE TRANSIT DU COLLEGE

Destination:							
NDERA							
NKAMIRA							
TOTAL							

DEPART: RUNDA

RUBAVU

Destination							
NDERA							
NKAMIRA			12				
TOTAL							

TOTAL TRANSPORTES D'UN CENTRE DE TRANSIT A L'AUTRE

MODEL "C"

OIM GISENYI

TRANSPORT DIRECTEMENT A DESTINATION FINALE

SEMAINE No.04

DU 22/1 AU 28/1/96

LUNDI	MARDI	MERCREDI	JEUDI	VENDREDI	SAMEDI	DIMANCHE	TOTAL
	147	92	29	129			

DEPART: CENTRE DE TRANSIT DE NKAMIRA

Destination:							
GISENYI		147	92	29	129		
GASEKE ✓		15	14		25		54
GICIYE ✓		38	3		1		42
KANAMA ✓		10	1	1			12
KARAGO ✓		3	15		7		25
KAYOVE ✓		8			12		20
KIBILIRA ✓		4	2				6
MUTURA ✓		30	27	9	8		74
NYAMYUMBA ✓		18			28		46
RAMBA ✓					26		26
RUBAVU ✓		10	32	17	22		81
RWERERE ✓			3	2			5
SATINSKYI ✓		11					11
KIBUYE							
BWAKIRA							
GISHYITA							
GISOVU							
GITESI							
KIVUMU							
MABANZA							
MWENDO							
RUTSIRO							
RWAMATAMU							

MODEL "C"								
	LUNDI	MARDI	MERCREDI	JEUDI	VENDREDI	SAMEDI	DIMANCHE	TOTAL
	35	153	77		103			
KIGALI RUR.								
BICUMBI								
BUTAMWA								
GASHORA								
GIKOMERO								
GIKORO								
KANOMBE								
KANZENZE								
MBOGO								
MUGAMBAZI								
MUSASA								
NGENDA								
RUBUNGO								
RUSHASHI								
RUTONGO								
SHYORONGI								
TARE								
RUHengeri	35	153	77	86	108			
BUTARO 4				5				5
CYABINGO 4				1				1
CYI.RU 4								
GATONDE 4		9		4				13
KIDAHU 4								
KIGOMBE 4	19		1	18	11			42
KINIGI 4		10			23			33
MUKINGO 4		10	4	3	18			35
NDUSU 4		18		16				28
NKULI 4	16	77	56	22	51			222
NKUMBA 4		9		3				12
NYAKINAMA 4		26		1				27
NYAMUGALI 4								
NYAMUTERA 4				8				8
NYARUTOVUV 4			10	5				15
RUHONDO 4								
TOTAL	35	300	168	115	979			

77
 56
 133
 22
 206
 15
 221

. GISENYI (UNHCR)
 GIS/KGL/HCR/
 TO: W.R. URASA, REPRESENTATIVE
 MASTI NOTZ, SNR FIELD OFFICER
 C. HADDAD, LOGISTICS ASST
 FM: UNHCR GISENYI
 RE: DAILY BORDER CROSSING STATISTICS

GISENYI, 26 JANUARY 96

I. TOTAL ALL ENTRY POINTS

A. TOTAL FROM ZAIRE

1. TOTAL OLD

a. TOTAL SPONT

b. TOTAL ORG

2. TOTAL NEW

a. TOTAL SPONT

b. TOTAL ORG

158
 158
 76
 30
 46
 80
 80

II. ENTRY POINT : GISENYI GRANDE BARRIERE

A. TOTAL FROM ZAIRE

1. TOTAL OLD

a) TOTAL SPONT

b) TOTAL ORG

2. TOTAL NEW

a) TOTAL SPONT

b) TOTAL ORG

126
 126
 46
 0
 46
 80
 0
 80

158

III. ENTRY POINT : GISENYI PETITE BARRIERE

A. TOTAL FROM ZAIRE

1. TOTAL OLD

a) TOTAL SPONT

2. TOTAL NEW

a) TOTAL SPONT

32
 32
 30
 30
 2
 2
 0

IV. ENTRY POINT : GISENYI MUTOVU

A. TOTAL FROM ZAIRE

1. TOTAL OLD

a) TOTAL SPONT

b) TOTAL ORG

2. TOTAL NEW

a) TOTAL SPONT

b) TOTAL ORG

Wavy line

V. ENTRY POINT : RUHENDERI CYANIKA

A. TOTAL FROM ZAIRE

1. TOTAL OLD

a) TOTAL SPONT

b) TOTAL ORG

2. TOTAL NEW

a) TOTAL SPONT

b) TOTAL ORG

B. TOTAL FROM UGANDA

1. TOTAL OLD

a) TOTAL SPONT

b) TOTAL ORG

2. TOTAL NEW

a) TOTAL SPONT

b) TOTAL ORG

Not available yet

Wavy line

POPULATIONS IN TRANSIT CENTER NKAMIRA

A) POPULATION AT THE BEGINNING OF THE DAY

B) NEW ARRIVALS DURING THE DAY

C) DEPARTURES DURING THE DAY

D) POPULATION AT THE END OF THE DAY

125
 273
 274
 1258
 Previous Balance
 1532
 From BP1 + BP2

UNHCR Field Office GISENYI / RUHENGERI

DATE	Grande Barrière					Petite Barrière		Mutovu			Cyanika	Autres				TOTAL
	NCL			OCL		NCL	OCL	SPONTANES			NCL/OCL	NCL		OCL		
	Provenance	HCR	Spontanés	HCR	Spontanés	Spontanés	Spontanés	Provenance	NCL	OCL	Spontanés	HCR	Spontanés	HCR	Spontanés	
1	Masisi	0	0	0	1	0	96		0	0	0					97
2	Mug+Kah+Kib	21	0	0	0	1	7	Kibumba	4	0	2					35
3	5 camps	73	2	0	3	0	51		0	0	0					129
4	3 camps	105	1	0	63	0	75	Hors camp	3	0	3					250
5	Mh+Ki+Kat+LV	43	0	18	27	0	150		0	0	0					238
6		0	0	0	15	0	20		0	0	0					35
7	Masisi	0	0	0	29	0	132		0	0	0					161
8	5 camps	140	0	0	125	2	194	Kibumba	5	3	0					469
9	Kib+LV+Mug	36	0	0	183	0	190	Kibumba	3	0	35					447
10	4 camps+Masisi	96	0	19	226	2	158		0	0	8					509
11	5 camps+Masisi	188	0	6	38	2	231		0	0	0					465
12	5 camps+Goma	45	1	13	79	0	146	Kibumba	2	0	0					286
13	Masisi	0	0	0	90	0	105		0	0	0					195
14	Masisi	0	0	0	54	0	100		0	0	0					154
15	5 camps+Masisi	292	2	0	64	0	110	Kibumba	4	0	3					475
16	5 camps+Masisi	76	0	36	72	1	57	Kibumba	8	1	10					261
17	4 camps+Masisi	195	1	86	204	10	85	Kibumba	3	0	4					588
18	5 camps+Goma	129	1	24	155	1	27	Kibumba	2	0	9					348
19	5 camps+Masisi	61	0	19	20	0	143	Kibumba	3	0	5					251
20		0	0	0	5	0	9		0	0	8					22
21		0	0	0	13	0	0		0	0	0					13
22	5 camps+Masisi	328	1	8	138	0	66	Kibumba	1	0	3					545
23	5 camps+Masisi	52	14	0	58	0	19		0	0	18					161
24	5 camps+Masisi	90	2	56	73	0	23		0	0						244
25	5 camps+Masisi	222	0	15	154	0	1									392
26																0
27																0
28																0
29																0
30																0
31																0
TOTAL		2192	25	300	1889	19	2195		38	4	108	0	0	0	0	6770

ZCZC

Thu 25.01.96 19:58:51 TO: HCRWAK1 FROM: HCRWAGY MSG: KGL0107.MSG
ZCZC
.GISENYI (UNHCR) 25JAN96 1954Z
GIS/KGL/HCR/0107
TO: W.R. URASA, REPRESENTATIVE
MASTI NOTZ, SNR FIELD OFFICER
C. HADDAD, LOGISTICS ASST
FM: UNHCR GISENYI
RE: DAILY BORDER CROSSING STATISTICS

GISENYI, 25 JANUARY 96

I. TOTAL ALL ENTRY POINTS

A. TOTAL FROM ZAIRE

1. TOTAL OLD

a. TOTAL SPONT

b. TOTAL ORG

2. TOTAL NEW

a. TOTAL SPONT

b. TOTAL ORG

392

392

170

155

15

222

0

222

II. ENTRY POINT : GISENYI GRANDE BARRIERE

A. TOTAL FROM ZAIRE

1. TOTAL OLD

a. TOTAL SPONT

b. TOTAL ORG

2. TOTAL NEW

a. TOTAL SPONT

b. TOTAL ORG

391

391

152

134

15

240

0

240

III. ENTRY POINT : GISENYI PETITE BARRIERE

A. TOTAL FROM ZAIRE

1. TOTAL OLD

a. TOTAL SPONT

2. TOTAL NEW

a. TOTAL SPONT

b. TOTAL ORG

1

1

1

1

0

1

IV. ENTRY POINT : GISENYI KALUVO

0

V. ENTRY POINT : KALUVO

0

POPULATION IN TANGANYIKA CENTER CAMPING

a) POPULATION AT THE BEGINNING OF THE DAY : 1102

b) NEW ARRIVALS DURING THE DAY : 234

c) DEPARTURES DURING THE DAY : 140

d) POPULATION AT THE END OF THE DAY : 1239

REGARDS

(UNHCR GISENYI)

####

HCRWAK1:####msg saved: 1N-JAN25.024 1836 bytes###
HCRWAK1:####msg saved: 1N-JAN25.024 1836 bytes###

RETURNEES STRENGTH FOR
REPATRIATION

DATE: 25 JAN 96

	ORGANISED	SPONTANEOUS	TOTAL
BP 1	222	60	282
BP 2	—	—	—
CYANIKA (BP 3)	—	—	—
MUTOVU (BP 4)	—	—	—
			282

NUMBER TRANSPORTED TO COMMUNES: 23

NUMBER REMAINING IN NKAMIRA : 1,030

25/1/96

Bl 1	Org	Spod	TOTAL
	222	60	282
Bl 2	—	—	—
CHAMIZA	—	—	—
MUTOVA	—	—	—
○	222	60	282

24/1/96

TRANSPORTED TO CAXAMUNES

C.T. RUMDA - 64

REF GISENTI - 97

REF RUMHENTON - 79

240

25/1/96

C.T. RUMDA - 23

~ 82


771
282
1053
23
1030

HUMANITARIAN ACTIVITIES

25 JAN '96

THE HUM OFFER WAS APPROACHED BY A COOP REPRESENTATIVE WHO RAISED THE FOLLOWING ISSUES:

- a. TO BE ASSISTED WITH A SEPTIC TANK TRUCK FOR SEPTIC TANK SERVICE AT BOTH THE COLLEGE/NKAMIRA TRANSIT CAMPS;
- b. A CRANE AND A FLAT TRUCK FOR MOVEMENT OF 2-3 CONTAINERS BETWEEN GISINTI AND NYUNDO TO NKAMIRA TRANSIT CAMP;
- c. A TIPPED TRUCK TO TPT GRAVEL AND STONES FOR THE MAINTENANCE AND IMPROVEMENT OF THE ERODED ROADS WITHIN NKAMIRA TRANSIT CAMP.


CAPT
HUM OFFER
SECTION 5

ZCZC

Thu 25.01.96 09:26:37 TO: HCRWAKI FROM: HCRWAGY MSB: KGL0105.MSB

ZLZL

2 GISENYI (UNHCR) 25JAN96 0919Z

BT S/AGL/HCR/0105

TO: R. URASA, REPRESENTATIVE

MASTI NOTZ, SNR FIELD OFFICER

HADDAD, LOGISTICS ASST

FM UNHCR GISENYI

RE: DAILY BORDER CROSSING STATISTICS

GISENYI, 24 JANUARY 96.

I. TOTAL ALL ENTRY POINTS

A. TOTAL FROM ZAIRE

1. TOTAL OLD

a. TOTAL SPONT

b. TOTAL ORG

2. TOTAL NEW

a. TOTAL SPONT

b. TOTAL ORG

: 243

: 243

: 151

: 95

: 56

: 92

: 2

: 90

II. ENTRY POINT : GISENYI GRANDE BARRIERE

A. TOTAL FROM ZAIRE

1. TOTAL OLD

a) TOTAL SPONT

b) TOTAL ORG

2. TOTAL NEW

a) TOTAL SPONT

b) TOTAL ORG

: 218

: 218

: 126

: 70

: 56

: 92

: 2

: 90

III. ENTRY POINT : GISENYI PETITE BARRIERE

A. TOTAL FROM ZAIRE

1. TOTAL OLD

a) TOTAL SPONT

2. TOTAL NEW

a) TOTAL SPONT

: 25

: 25

: 25

: 25

: 0

: 0

IV. ENTRY POINT : GISENYI MUTOVU

: 0

V. ENTRY POINT : RUHNGERI CYANIKA

: NOT AVAILABLE YET

POPULATIONS IN TRANSIT CENTER NKAMIRA

A) POPULATION AT THE BEGINNING OF THE DAY : 1129

B) NEW ARRIVALS DURING THE DAY : 216

C) DEPARTURES DURING THE DAY : 240

D) POPULATION AT THE END OF THE DAY : 1105

REGARDS

(UNHCR GISENYI)

nnnn

HCRWAKI:###Msg saved: IN-JAN25.007

1856 bytes###

HCRWAKI:###Msg saved: IN-JAN25.007

1856 bytes###

CONCERNE: Mon congé Annuel

A Monsieur le Préfet de la Préfecture
G I S E N Y I.

Monsieur le Préfet,


J'ai l'honneur de vous informer que je commence mon congé annuel à partir du 20/01/1996 et que Monsieur MUJYAMBERE EMMAMUEL assurera l'intérim de mes fonctions durant mon congé.

Je prierais les autorités Préfectorales, Militaires et Communales, ainsi que les diverses organisations qui me lisent en copie d'aider Monsieur MUJYAMBERE, car il ne connaît pas très bien les réalités de notre Préfecture.

Je profite de l'occasion pour remercier les autorités Préfectorales, Militaires et les diverses organisations, de la franche collaboration, qui a caractérisé notre action commune au cours de l'année écoulée.

Tout en comptant sur votre habituelle compréhension, je vous prie, Monsieur le Préfet, d'agréer l'expression de ma haute considération.

Le Coordonateur/MINIREISO


NTAGWERA EVODE

- C.P.I: - Le Commandant de l'APR
- Le Commandant de la Gendarmerie
- Les Organisations Internationales (Toutes)
- Les O.N.G (Toutes)
- Les Bourgmestres (Tous)

TO : SOO

FROM : SECTOR 5

DATE : 24 JAN 96


SUBJECT: RETURNEES STATISTICS

Reference:

A. MILOB/COM/10 dated 22 Jan 96.

1. Attached to this letter please find a reconciled list of Returnees' figures as requested.

2. Best regards.


JP Mbite
Capt
Hum Offr
Sector 5

RETURNEES STRENGTH RETURN FOR REPATRIATION

DECEMBER 1995

	BP 1			BP 2			MUTOVU	CYANIKA	
Date	From	Org	Spon	Org	Spon	From	Spon	Spon	TOT
11	5 Camps	70	41	0	10	Kibum	9	0	130
12	5 Camps	25	37	0	1	Rutsh	5	26	94
13	5 Camps	60	14	0	6		0	0	80
14	5 Camps	58	2	0	53	Rugari	3	1	117
15	5 Camps	37	3	0	4		0	0	44
16		0	9	0	25	Kibum	3	0	37
17		0	24	0	126		0	2	152
18	5 Camps	116	3	0	11	Kibum	8	1	139
19	5 Camps	95	94	0	76	Kibum	2	42	309
20	5 Camps	155	7	0	112	Kibum	4	0	278
21	5 Camps + Goma	100	42	0	32	Kibum	2	0	176
22	5 Camps + Goma	106	10	0	96		0	0	212
23		0	40	0	8		0	1	49
24	Masisi + Goma	0	42	0	58		0	0	100
25		0	25	0	0		0	0	25
26	Rutshuru	0	10	0	02		0	12	24
27	5 camps + Masisi	90	48	0	104	Kibum	1	04	247
28	Mug+Kib Kat+Goma	134	22	0	146		0	0	302
29	5 Camps + Goma	96	51	0	70		4	2	223
30	Masisi	0	34	0	68		0	0	102
31	Masisi	0	49	0	201		0	0	250

RETURNEES STRENGTH RETURN FOR REPATRIATION

JANUARY 1996

	BP 1			BP 2			MUTOVU	CYANIKA	
Date	From	Org	Spon	Org	Spon	From	Spon	Spon	TOT
1	Masisi	0	1	0	96		0	0	97
2	Mug+Kah +Kib	21	0	0	8	Kibumba	4	2	35
3	5 Camps	73	5	0	51		0	0	129
4	5 Camps	105	64	0	75	Hors Camp	3	3	250
5	Mug+Kib +Kat+LV	61	27	0	150		0	0	238
6		0	15	0	20		0	0	35
7	Masisi	0	29	0	132		0	0	161
8	5 Camps	140	125	0	196	Kibumba	8	0	469
9	Kib+LV +Mug	36	183	0	190	Kibumba	3	35	447
10	4 Camps +Masisi	115	226	0	160		0	8	509
11	5 Camps +Masisi	194	38	0	233		0	0	465
12	5 Camps +Goma	58	80	0	146	Kibumba	2	0	286
13	Masisi	0	90	0	105		0	0	195
14	Masisi	0	54	0	100		0	0	154
15	5 Camps +Masisi	292	66	0	110	Kibumba	4	3	475
16	5 Camps +Masisi	112	72	0	58	Kibumba	9	10	261
17	4 Camps +Masisi	281	205	0	95	Kibumba	3	0	584
18	5 Camps +Goma	153	156	0	28	Kibumba	2	0	339

19	5 Camps +Masisi	80	20	0	143	Kibumba	3	0	246
20		0	5	0	9		0	0	14
21		0	13	0	0		0	0	13

N.B.: 5 Camps are Kibumba, Kahindo, Katale, Mugunga and
Lac Vert plus(+) Masisi and Goma in Zaire.

IOM STATISTICS - DEC 95

11 - 17 Dec 95 = 600
18 - 24 Dec 95 = 1, 098
25 - 31 Dec 95 = 1, 152

JAN 96

1 - 7 Jan 96 = 980
8 - 14 Jan 96 = 2, 274
15 - 22 Jan 96 = 1, 950

DIFFERENCES:

11 - 17/12/95	UNHCR = 654	IOM = 600	<u>Diff = 54</u>
18 - 24/12/95	UNHCR = 1, 263	IOM = 1, 098	<u>Diff = 165</u>
25 - 31/12/95	UNHCR = 1, 173	IOM = 1, 152	<u>Diff = 21</u>
1 - 7/1/96	" = 945	" = 980	<u>Diff = 35</u>
8 - 14/1/96	" = 2, 525	" = 2, 274	<u>Diff = 251</u>
15 - 22/1/96	" = 1, 932	" = 1, 950	<u>Diff = 18</u>

DEFUNCTS SIGHT RETURN FOR DEPORTATION

JANUARY, 1996

DATE	BP 1		BP 2		MUTUO CHAIKA	
	FROM	ORGANIZED	SPONTANEOUS	ORGANIZED	SPONTANEOUS	TOTAL
1	MASISI	0	1	0	96	97
2	MUG + LAH + LIB	21	0	0	8	35
3	5 CAMPS	73	5	0	51	129
4	5 CAMPS	105	64	0	75	250
5	MUG + LIB + LAT + LV	61	27	0	150	238
6		0	15	0	20	35
7	MASISI	0	29	0	132	161
8	5 CAMPS	140	125	0	196	469
9	LIB + LV + MUG	36	183	0	190	447
10	4 CAMPS + MASISI	115	226	0	160	509
11	5 CAMPS + MASISI	194	38	0	233	465
12	5 CAMPS + GOMA	58	80	0	146	286
13	MASISI	0	90	0	105	195
14	MASISI	0	54	0	100	154
15	5 CAMPS + MASISI	292	66	0	110	475
16	5 CAMPS + MASISI	112	72	0	58	261
17	4 CAMPS + MASISI	281	205	0	95	584
18	5 CAMPS + GOMA	153	156	0	28	239

JANUARY, 1996

[illegible]

DECEMBER 1995

DATE	BP 1		BP 2		FROM	MUTUUN		CYANIKA	TOTAL
	FROM	ORGANISED	SPONTANEOUS	ORGANISED		SPONTANEOUS	SPONTANEOUS		
11	5 Camps	70	41	0	10	1 Libumba	9	0	130
12	5 Camps	25	37	0	1	Dutshundu	5	26	94
13	5 Camps	60	14	0	6		0	0	80
14	5 Camps	58	2	0	53	Dugari	3	1	117
15	5 Camps	37	3	0	4		0	0	44
16		0	9	0	25	Libumba	3	0	37
17		0	24	0	126		0	2	152
18	5 Camps	116	3	0	11	Libumba	8	1	139
19	5 Camps	95	94	0	76	Libumba	2	42	309
20	5 Camps	155	7	0	112	Libumba	4	0	278
21	5 Camps + Goma	100	42	0	32	Libumba	2	0	176
22	5 Camps + Goma	106	10	0	96		0	0	212
23		0	40	0	8		0	1	49
24	Masisi + Goma	0	42	0	58		0	0	100
5 Camps ARE: Libumba, Lahindo, Katale, Mugumba AND Lac Vert Plus (+) Masisi AND Goma IN Zaire									

10M STATISTICS - DEC '95

11-17 DEC '95 = 600

25-31 DEC '95 = 1,152

18-24 DEC '95 = 1,098

DIFFERENCES : 11-17/12/95 UNHCR = 654 10M = 600 - 54.
18-24/12/95 UNHCR = 1,263 10M = 1,098 - 165.
25-31/12/95 UNHCR = 1,173 10M = 1,152 - 21.

10M STATISTICS - JAN '96

1-7 JAN '96 = 980

15-22 JAN '96 = 1,950

8-14 JAN '96 = 2,274

DIFFERENCES : 1-7/1/96 UNHCR = 945 10M = 980 - 35.
8-14/1/96 UNHCR = 2,525 10M = 2,274 - 251.
15-21/1/96 UNHCR = 1,932 10M = 1,950 - 18.

RETURNEES STRENGTH FOR REPATRIATION

DATE: 24 JAN '96

	ORGANISED	SPONTANEOUS	TOTAL
BP 1	146	48	194
BP 2	—	23	23
CYANIKA (BP 3)	—	—	—
MUTOVU (BP 4)	—	6 WHICH WERE OMITTED BECAUSE THE FIGURE WAS NOT YET DEAD! WHEN OTHER FIGURES WERE COLLECTED ON 22/1/96.	—
	146	71	217

NUMBER TRANSPORTED TO COMMUNES: 240

NUMBER REMAINING IN NKAMIRA : 771 UNHCR = 1,105

RETURNEES STRENGTH FOR
REPATRIATION

DATE: 23 JAN 96

	ORGANISED	SPONTANEOUS	TOTAL
BP 1	66	50	116
BP 2	0	41	41
CYANIKA (BP 3)	-	-	
MUTOVU (BP 4)	-	-	
	66	91	157

NUMBER TRANSPORTED TO COMMUNES: 482

NUMBER REMAINING IN NKAMIRA : 794

UNHCR = 143

10M

22/1/96	BP1	Orig	Soon	Total
		334	151	485
	BP2	-	37	37
	CHAIKA	-	-	-
	MUTON	-	6	6
				<u>528</u>

23/1/96

	BP1	66	50	116
	BP2	-	41	41
	CHAIKA	-	-	-
	MUTON	-	-	-
				<u>157</u>

C.T. Runda
 Pass GISEN
 Pass RUNDENGERI

Transported to Comoros: 240
 Remainder in ASKANIKA: 771

24/1/96

10M

24/1/96	BP1	Orig	Soon	Total
		146	48	194
	BP2	-	23	23
	CHAIKA	-	-	-
	MUTON	-	-	-
				<u>217</u>

22/1/96	Transported to	23/1/96
	Kigali	179
C.T. Runda	114	147
Pass GISEN	-	153
" RUNDENGERI	35	479
Total	449	

522

794
 771

 23

111
 149

 962
 240

 722

111
 482

 629
 240

 389



H A C
UNAMIR HQ
Kigali, RWANDA

5000.1/UHAAG/A1

24 Jan 96

See Distribution

MINUTES OF UHAAG MEETING OF MONDAY 22 JANUARY 96

HELD AT 0930 HRS IN UNAMIR CONFERENCE ROOM

PRESENT : Lt Col Nestor Sainz Chairman
Maj B D Pandey FEO
Maj T Pitre FHQ Ops
Maj P Arora FHQ Log
Maj R Vishwanathan
Maj R K Patyal
Maj S K Prasad Secretary

ITEM I - INTRODUCTION

1. The Chairman welcomed all the participants and the meeting started at 0935 hrs.

ITEM II - MINUTES OF LAST MEETING

2. The Secretary read out the minutes of the last meeting.

ITEM III - REQUESTS CONSIDERED BY UHAAG

3. **Request for Transportation of Food Items**. The RPA Bde at Butare has requested for assistance in transportation of food stuff from Kigali to Butare. The request was for transportation of 700 tons of food, to be done over next three months by providing four to five vehicles three times every week. The Group decided that such large scale commitment of resources was not possible due to the drawdown underway and the closure of the mission on 08 Mar 96. However, the Group decided that a maximum of about three vehicles per week could be provided.

Action - HAC, G3 OPS


4. **Request for Transportation of Construction Material**. The Secondary School at Gikonko in Mugusa commune has requested for assistance in transportation of construction material from different places in the commune to the school for construction of new class rooms. The request was for two to three vehicles for three weeks. The Group decided that the request could not be undertaken due to lack of resources and lower priority for transportation of items as construction materials.

5. **Provision of Vehicle, Furniture and Utensils for Orphanage**. An NGO, "International Assistance", has requested for a vehicle, furniture items, utensils, clothes and food items for their centre for widows and street children at Remera, Kigali. As UNAMIR presently does not hold such surplus stores the request was not accepted. However, it can be considered by the UNAMIR administration during the closure of the mission, when such items may become available.

Action - STO

ITEM IV - CONCLUSION

7. The meeting concluded at 1010 hrs.



(S K Prasad)
Major
Secretary UHAAG

DISTRIBUTION :

SRSG
ED
CAO
Hum/Rehab Offr (Office of SRSG)
STO (Office of CAO)

FC
COS
DCOS OPS
DCOS SP
G3 OPS
CLOGO
FEO
FSO
FMO

MILOB GP HQ
MILOB SECTOR 1
MILOB SECTOR 2
MILOB SECTOR 3
MILOB SECTOR 4
[REDACTED]

File

UNHCR Field Office GISENYI / RUHENGARI

DATE	Grande Barrière					Petite Barrière		Mutovu			Cyanika	Autres				TOTAL
	NCL			OCL		NCL	OCL	SPONTANES			NCL/OCL	NCL		OCL		
	Provenance	HCR	Spontanés	HCR	Spontanés	Spontanés	Spontanés	Provenance	NCL	OCL	Spontanés	HCR	Spontanés	HCR	Spontanés	
1	Masisi	0	0	0	1	0	96		0	0	0					97
2	Mug+Kab+Kib	21	0	0	0	1	7	Kibumba	4	0	2					35
3	5 camps	73	2	0	3	0	51		0	0	0					129
4	5 camps	105	1	0	63	0	75	Hors camp	3	0	3					250
5	Kat+Ki+Kat+LV	43	0	18	27	0	150		0	0	0					238
6		0	0	0	15	0	20		0	0	0					35
7	Masisi	0	0	0	29	0	132		0	0	0					161
8	5 camps	140	0	0	125	2	194	Kibumba	5	3	0					469
9	Kib+LV+Mug	36	0	0	183	0	190	Kibumba	3	0	35					447
10	4 camps+Masisi	96	0	19	226	2	158		0	0	8					509
11	5 camps+Masisi	188	0	6	38	2	231		0	0	0					465
12	5 camps+Goma	45	1	13	79	0	146	Kibumba	2	0	0					286
13	Masisi	0	0	0	90	0	105		0	0	0					195
14	Masisi	0	0	0	54	0	100		0	0	0					154
15	5 camps+Masisi	292	2	0	64	0	110	Kibumba	4	0	3					475
16	5 camps+Masisi	76	0	36	72	1	57	Kibumba	8	1	10					261
17	4 camps+Masisi	195	1	86	204	10	85	Kibumba	3	0	4					588
18	5 camps+Goma	129	1	24	155	1	27	Kibumba	2	0	9					348
19	5 camps+Masisi	61	0	19	20	0	143	Kibumba	3	0	5					251
20		0	0	0	5	0	9		0	0	8					22
21		0	0	0	13	0	0		0	0	0					13
22	5 camps+Masisi	328	1	8	138	0	66	Kibumba	1	0	3					545
23	5 camps+Masisi	52	14	0	58	0	19		0	0						143
24																0
25																0
26																0
27																0
28																0
29																0
30																0
31																0
TOTAL		1880	23	229	1662	19	2171		38	4	90	0	0	0	0	6116

RETURNEES STRENGTH FOR REPATRIATION

DATE: 22 Jan '96

	ORGANISED	SPONTANEOUS	TOTAL
BP 1	334	151	485
BP 2	—	37	37
CYANIKA (BP 3)	—	—	—
MUTOVU (BP 4)	—	6	6
	334	194	528

NUMBER TRANSPORTED TO COMMUNES: 149

NUMBER REMAINING IN NKAMIRA : 1,111

UNHCR TOTAL = 545

UNITED NATIONS
ASSISTANCE MISSION IN RWANDA



NATIONS UNIES
MISSION POUR L'ASSISTANCE AU RWANDA

UNAMIR - MINUAR

MILOB GROUP HQ : OPS BRANCH

TO : All Sectors


FILE : MILOB/COM/10

FROM : S O O

DATE : 22 Jan 96

RETURNEE STATISTICS

1. Refer to our letter No MILOB/OPS/ 09 dated 15 Jan 96 and note that you have not sent the reconciled figures as directed in the same letter. This is an indication that there could be a problem on accurate returnees statistical data.
2. Your Ops Ofrs coming for a conference on 25 Jan 96 on a number of issues will do well to come with the accurate data as requested for.
3. Best regards.



(WM Chomba)
Lt Col
S O O

MODEL "A"

OIM GISENYI**TRANSPORT DES POSTES FRONTIERES AUX CENTRES DE TRANSIT**

SEMAINE No. 3

DU 15/1 AU 22/1/96

LUNDI	MARDI	MERCREDI	JEUDI	VENDREDI	SAMEDI	DIMANCHE	TOTAL
498	287	587	325	242	12	0	1,950

DESTINATION : CENTRE DE TRANSIT DE NKAMIRA

Départ de :							
G. BARRIERE	387	188	485	300	104	6	
P. BARRIERE	111	99	97	25	135	7	
MUTOVU					3		
CYANIKA							
TOTAL							

DESTINATION: CENTRE DE TRANSIT DU COLLEGE

Départ de :							
G. BARRIERE							
P. BARRIERE							
MUTOVU							
CYANIKA							
TOTAL							

DESTINATION:

Départ de :							
TOTAL							

TOTAL TRANSPORTES DES POSTES FRONTIERES AUX CENTRES DE TRANSIT

MODEL "C"								
	LUNDI	MARDI	MERCREDI	JEUDI	VENDREDI	SAMEDI	DIMANCHE	
		115		214	83			
KIGALI RUR.								
BICUMBI								
BUTAMWA								
GASHORA								
GIKOMERO								
GIKORO								
KANOMBE								
KANZENZE								
MBOGO								
MUGAMBAZI								
MUSASA								
NGENDA								
RUBUNGO								
RUSHASHI								
RUTONGO								
SHYORONGI								
TARE								
RUHENGARI		115		214	83			
BUTARO				9				
CYABINGO								
CYERU				3				
GATONDE				5				
KIDAHU				2	2			
KIGOMBE				34	13			
KINIGI		24			13			
MUKINGO		35		40	16			
NDUSU				6				
NKULI		23		62	29			
NKUMBA				28				
NYAKINAMA		33		9				
NYAMUGALI				4				
NYAMUTERA				16				
NYARUTOVU				1				
RUHONDO								
TOTAL	11	235	89	341	158			

MODEL "C"

OIM GISENYI

TRANSPORT DIRECTEMENT A DESTINATION FINALE

SEMAINE No. . . .

DU . . . AU . . .

LUNDI	MARDI	MERCREDI	JEUDI	VENREDI	SAMEDI	DIMANCHE	TOTAL
11	120	89	127	75			

DEPART: CENTRE DE TRANSIT DE NKAMIRA

Destination:							
GISENYI	11	120		127	75		
GASEKE							
GICIYE		42	25				
KANAMA			01	22	7		
KARAGO		3	06				
KAYOVE							
KIBILIRA	44		05	4			
MUTURA		42		42	9		
NYAMYUMBA			17		36		
RAMBA							
RUBAVU			32	50	13		
RWERERE		29			10		
SATINSKYI			03	12			
KIBUYE							
BWAKIRA							
GISHYITA							
GISOVU							
GITESI							
KIVUMU							
MABANZA							
MWENDO							
RUTSIRO							
RWAMATAMU							

$\frac{22}{1} 96$

org. GDE B. : 334

Sp. GDE B. : 151

Ple B : 37

Mulover : 6

528

1-7/1/96

137
33
83
242
137
184
164
980

8-14

316
509
328
503
335
224
61
2,274

15-22

498
287
586
325
242
12
0
1,950

10M

23-01-96.

Organisé : 66

Spontaneous Q.B: 50

P.B: 41.

Total 157.

Communes : 482

R. NKAMIRA : 794

C

MODEL "B"

OIM GISENYI

TRANSPORT D'UN CENTRE DE TRANSIT A L'AUTRE

SEMAINE No. 3

DU 15/1 Au 22/1/96

LUNDI	MARDI	MERCREDI	JEUDI	VENDREDI	SAMEDI	DIMANCHE	TOTAL
307		614					

DEPART :CENTRE DE TRANSIT DE NKAMIRA

Destination:							
NDERA	307		614				
COLLEGE							
UNIV.ADV.							
TOTAL							

DEPART:CENTRE DE TRANSIT DU COLLEGE

Destination:							
NDERA							
NKAMIRA							
TOTAL							

DEPART:**RUBAVU**

Destination							
NDERA							
TOTAL							

TOTAL TRANSPORTES D'UN CENTRE DE TRANSIT A L'AUTRE

MESSAGE FACTOR

A: OIM/KIGALI
Attn: Officier Supérieur des Opérations.

A. UNHCR/KIGALI
Attn: SFO/SLO

Expéditeur: OIM/GISENYI

Objet: Rapport journalier du 18-01-96

AAA) LA FLOTTE

A.1 VEHICULES PRESENTS: 18
A.2 VEHICULES EN MISSION: 0
A.3 TOTAL OPERATIONNEL: 18
A.4 HORS D'USAGE: 1
A.5

BBB) ENTREE DES REFUGIES (APPROX) 325

B.1 GRANDE BARRIERE: 300
B.2 PETITE BARRIERE: 25
B.3 CYANIKA: 0
B.4 MUTOVU: 0

CCC) CENTRE DE TRANSIT

C.1 DEPART CT NK: 341
C.2 RESTE CT NK: ~~720~~ 1053
C.3 COLLEGE: 0
C.4 UN.ADV: 0
C.5

DDD) CARBURANT

D.1 CONSOMMATION DU JOUR: 15.11 Litres

EEE) BESOINS EN VEHICULES

E.1 NOMBRE:
E.2 LIEUX:
E.3 H. D'ARRIVEE:
E.4

FFF) DIVERS

F.1 ~~semaine~~ 19/01/96 il y aura un convoi vers RUNDU pour
F.2 KIBUNGO. 7 véhicules et 3 Assistants.
F.3
F.4

64
79
68
139
29
2
39
238
64
79
99
245
238
63
113
423
29 Omitted
139 Omitted
85
39
124

64
131
127
75
333
99
113
276
39
75
29
2
16
344
99
139
483
117
600

FROM: MILOB SECTOR FIVE

TO : HAC UNAMIR HQ

DATE: 21 JAN 1996

HUMANITARIAN WEEKLY SITREP 15 - 21 JANUARY 1996

GENERAL SITUATION

1. The general security situation in the Sector still remains calm as no major or alarming incidents were reported. Only minor security incidents continued to occur in the outlying areas of the Prefecture.

OWN HAC ACTIVITIES

2. The team supervised the movement of a storage container for COOPI on 18 Jan 1996. In addition a scrapped vehicle on which the container was loaded, was transported to the junk yard. All work was carried out by 95 CMSG.

GENERAL LIVING CONDITIONS

3. a. HOUSING. The joint FHI/WFP housing project is still continuing in five communes.
- b. EDUCATION. The Humanitarian team delivered some stationery to Rambura Secondary School (4514) in Karago Commune on 16 Jan 96 which was provided by 95 CMSG.
- c. HEALTH CARE/PROBLEMS. At Ramba Commune (4983) there are no mattresses in the clinic and also the Staff is understaffed in nurses and patients have to pay a fee of 110 Francs before receiving treatment. At Murunda (3088) in Kayove Commune, the Doctor at the Memisa Clinic complained that the Medical Supplies to his clinic delay to reach the place due to the bad condition of the roads. Both MSF/MERLIN remain ready to support both transit camps should a sudden influx occur.

NGOS


4. FHI continued to distribute food which included beans, cooking oil and maize in five communes.

UN AGENCIES

5. UNHCR continues with the Repatriation process. The planned repatriation of OCL from Masisi in Goma from 03 Jan 96 is still suspended due to the unstable security situation. According to reports the security situation is still tense in Goma.

LOCAL AUTHORITIES

6. Relations between UNAMIR and the local authorities remain cooperative and cordial.


J-P Mbite
Captain
Ass Hum Offr
Sector 5B

WEEKLY SUMMARY OF RETURNEE DISTRIBUTION NKAMIRA CAMP

15 - 21 January 1996

PREFECTURE	COMMUNE	TOTAL	TOT/PREFECTURE
GISENYI	RUBAVU	95	
	SATINSKYI	15	
	KANAMA	30	
	NYAMYUMBA	53	
	KAYOVE	-	
	MUTURA	93	
	RWERERE	39	
	GASEKE	-	
	KARAGO	15	
	RAMBA	-	
	GICIYE	65	
	KIBILIRA	17	
RUHENGARI	NKULI	124	
	MUKINGO	91	
	NDUSU	6	
	NYAMUTERA	16	
	BUTARO	9	
	KIGOMBE	47	
	KINIGI	37	
	NYAKINAMA	42	
	RUHONDO	-	
	GATONDE	5	
	KIDAHU	4	
	CYERU	3	
	NKUMBA	23	
	NYAMUGALI	4	
	NYARUTOVU	1	
NDERA TRANSIT CENTER		921	
			TOTAL 1,755

UNITED NATIONS
ASSISTANCE MISSION FOR RWANDANATIONS UNIES
MISSION POUR L'ASSISTANCE AU RWANDA

UNAMIR MINUAR

TO : All MILOBS Sectors

FROM : HAC

DATE : 18 JAN 96

FILE : 5000.1(HAC)/A/4

SUBJECT : MONTHLY HUMANITARIAN OFFICERS CONFERENCE

References:

A. 5000.1(HAC)/A/4 dated 29 Dec 95.

B. 5000.1(HAC)/A/4 dated 02 JAN 96.

1. The monthly humanitarian officers conference scheduled for 22 Jan 96 (1030h to 1130h) is required to be attended by the Sector Humanitarian Officers or the Operations Officers.

2. The conference intends to discuss the scope of humanitarian assistance in the balance period of UNAMIR mandate, tasks of the Humanitarian Assistance Cell and tasks of MILOBS in humanitarian assistance.

3. Best regards.

SK PRASAD
Maj
for CHAO

TO : All MILOBS Sectors less Sector 2

INFO : MILOBS GP HQ

FROM : HAC

DATE : 17 JAN 96


FILE : 5000.1(HAC)/A/1

SUBJECT : WEEKLY HUMANITARIAN REPORTS

1. Your Weekly Humanitarian Reports for the period 07 - 14 Jan 96 is outstanding, and this has delayed our final compilation.

2. You are requested to forward a copy of mentioned report to this office latest 1800 hrs date, for compilation.

3. Best regards.



SK PRASAD
Maj
for CHAO

CYH:

for action

17/01/96

UNITED NATIONS
ASSISTANCE MISSION IN RWANDA

NATIONS UNIES
MISSION POUR L'ASSISTANCE AU RWANDA

UNAMIR - MINUAR

MILOB GROUP HQ : OPS BRANCH

TO : All Sect Commanders

FILE : MILOB/OPS/09

FROM : S O O

DATE : 15 Jan 96

RETURNEE STATISTICS

1. Kindly refer to this HQ letter No MILOB/OPS/02 dated 03 Jan 96 regarding MILOB operations in new mandate. This letter also highlights the importance of accurate reporting of returnee figures.

2. Wide disparity has been noticed in the figures of returnees as reported by MILOBs and other agencies like the IOM and UNHCR. During the period from 11 Dec 95 to 17 Dec 95 and from 18 Dec 95 to 24 Dec 95 figures reported were as follows :-

(a) **From 11 Dec 95 to 18 Dec 95**

PREFECTURE	AS PER IOM REPORT	AS PER MILOB SITREP
BUTARE	243	235
CYANGUGU	125	244
GISENYI	600	362
KIBUNGO	0	114
KIGALI	97	0

(b) **From 18 Dec 95 to 24 Dec 95**

PREFECTURE	AS PER IOM REPORT	AS PER MILOB SITREP
BUTARE	3202	2070
CYANGUGU	152	183
GISENYI	1098	974
KIBUNGO	41	39

KIGALI	1582	2771
--------	------	------

3. It will be appreciated that this kind of variation causes embarrassment especially since our mandate now primarily focuses on refugee repatriation. You are requested to have these figures reconciled and forward the details to this HQ by 22 Jan 96. In future you are also requested to ensure that the figures submitted are accurate and timely.

4. Best regards.



(WM Chomba)
Lt Col
S O O

O O

UNHCR Field Office GISENYI / RUHENGARI

DATE	Grande Barrière					Petite Barrière		Mutovu			Cyanika	Autres				TOTAL
	NCL			OCL		NCL	OCL	SPONTANES			NCL/OCL	NCL		OCL		
	Provenance	HCR	Spontanés	HCR	Spontanés	Spontanés	Spontanés	Provenance	NCL	OCL	Spontanés	HCR	Spontanés	HCR	Spontanés	
1	Masisi	0	0	0	1	0	96		0	0	0					97
2	Mug+Kah+Kib	21	0	0	0	1	7	Kibumba	4	0	2					35
3	5 camps	73	2	0	3	0	51		0	0	0					129
4	5 camps	105	1	0	63	0	75	Hors camp	3	0	3					250
5	Mu+Ki+Kat+LV	43	0	18	27	0	150		0	0	0					238
6		0	0	0	15	0	20		0	0	0					35
7	Masisi	0	0	0	29	0	132		0	0	0					161
8	5 camps	140	0	0	125	2	194	Kibumba	5	3	0					469
9	Kib+LV+Mug	36	0	0	183	0	190	Kibumba	3	0	35					447
10	4 camps+Masisi	96	0	19	226	2	158		0	0	8					509
11	5 camps+Masisi	188	0	6	38	2	231		0	0	0					465
12	5 camps+Goma	45	1	13	79	0	146	Kibumba	2	0	0					286
13	Masisi	0	0	0	90	0	105		0	0	0					195
14	Masisi	0	0	0	54	0	100		0	0	0					154
15	5 camps+Masisi	292	2	0	64	0	110	Kibumba	4	0	3					475
16	5 camps+Masisi	76	0	36	72	1	57	Kibumba	8	1	10					261
17	4 camps+Masisi	195	1	86	204	10	85	Kibumba	3	0						584
18	5 camps+Goma	129	1	24	155	1	27	Kibumba	2	0						339
19	5 camps+Masisi	61	0	19	20	0	143	Kibumba	3	0						246
20		0	0	0	5	0	9		0	0						14
21		0	0	0	13	0	0		0	0						13
22	5 camps+Masisi	328	1	8	138	0	66	Kibumba	1	0						542
23																0
24																0
25																0
26																0
27																0
28																0
29																0
30																0
31																0
TOTAL		1828	9	229	1604	19	2152		38	4	61	0	0	0	0	5944

UNHCR Field Office GISENYI / RUHENGARI

DATE	Grande Barrière					Petite Barrière		Mutovu			Cyanika	Autres				TOTAL
	NCL			OCL		NCL	OCL	SPONTANES			NCL/OCL	NCL		OCL		
	Provenance	HCR	Spontanés	HCR	Spontanés	Spontanés	Spontanés	Provenance	NCL	OCL	Spontanés	HCR	Spontanés	HCR	Spontanés	
1	5 camps	60	0	2	4	0	80		0	0	0					146
2		0	0	3	15	0	20		0	0	0					38
3		0	0	0	0	0	25		0	0	1					26
4	5 camps + GOMA	141	0	2	27	5	0		0	0	1					176
5	5 camps	44	0	4	13	0	14		0	0	3					78
6	5 camps	105	0	0	14	5	0	Kibumba	2	0	0					126
7	5 camps	29	0	0	18	1	55	Kibumba	1	0	0					104
8	5 camps	29	1	0	11	0	113	Kibumba	3	0	1					158
9	Kibumba	0	0	0	41	0	0	Kibumba	4	0	0					45
10	Kibumba	0	0	0	4	0	0		0	0	1					5
11	5 camps	70	0	0	41	0	10	Kibumba	9	0	0					130
12	5 camps	25	8	0	29	0	1	Rutshuru	5	0	26					94
13	5 camps	54	3	6	11	1	5		0	0	0					80
14	5 camps	58	1	0	1	0	53	Rugari	0	3	1					117
15	5 camps	30	0	7	3	1	3		0	0	0					44
16	Kibumba	0	1	0	8	0	25	Kibumba	3	0	0					37
17	Kibumba	0	0	0	24	0	126		0	0	2					152
18	5 camps	115	0	1	3	1	10	Kibumba	8	0	1					139
19	5 camps	95	4	0	90	0	76	Kibumba	2	0	42					309
20	5 camps	155	0	0	7	0	112	Kibumba	4	0	0					278
21	5 camps+Goma	74	0	26	42	0	32	Kibumba	2	0	0					176
22	5 camps+Goma	78	1	28	9	0	96		0	0	0					212
23	Sakumba+	0	5	0	35	0	8		0	0	1					49
24	Masisi+Goma	0	1	0	41	0	58		0	0	0					100
25	Kibumba	0	0	0	25	0	0		0	0	0					25
26	Rutshuru	0	0	0	10	0	2		0	0	12					24
27	5 camps+Masisi	73	0	17	48	0	104	Kibumba	1	0	4					247
28	Mug+Kib+Kat+Goma	127	3	7	19	0	146		0	0	0					302
29	5 camps+Goma	82	0	14	51	0	70	Hors du camp	4	0	2					223
30	Masisi	0	0	0	34	0	68		0	0	0					102
31	Masisi	0	0	0	49	0	201		0	0	0					250
TOTAL		1444	28	117	727	14	1513		48	3	98	0	0	0	0	3992

→ NEIGHBOURHOOD + AREAS (OUT OF CAMPS)

UNITED NATIONS
ASSISTANCE MISSION IN RWANDA

NATIONS UNIES
MISSION POUR L'ASSISTANCE AU RWANDA

UNAMIR - MINUAR

MILOB GROUP HQ : OPS BRANCH

TO : All Sect Commanders

FILE : MILOB/OPS/09

FROM : S O O

DATE : 15 Jan 96

RETURNEE STATISTICS

1. Kindly refer to this HQ letter No MILOB/OPS/02 dated 03 Jan 96 regarding MILOB operations in new mandate. This letter also highlights the importance of accurate reporting of returnee figures.

2. Wide disparity has been noticed in the figures of returnees as reported by MILOBs and other agencies like the IOM and UNHCR. During the period from 11 Dec 95 to 17 Dec 95 and from 18 Dec 95 to 24 Dec 95 figures reported were as follows :-

(a) **From 11 Dec 95 to 18 Dec 95**

PREFECTURE	AS PER IOM REPORT	AS PER MILOB SITREP
BUTARE	243	235
CYANGUGU	125	244
GISENYI	600	362
KIBUNGO	0	114
KIGALI	97	0


(b) **From 18 Dec 95 to 24 Dec 95**

PREFECTURE	AS PER IOM REPORT	AS PER MILOB SITREP
BUTARE	3202	2070
CYANGUGU	152	183
GISENYI	1098	974
KIBUNGO	41	39

KIGALI	1582	2771
--------	------	------

3. It will be appreciated that this kind of variation causes embarrassment especially since our mandate now primarily focuses on refugee repatriation. You are requested to have these figures reconciled and forward the details to this HQ by 22 Jan 96. In future you are also requested to ensure that the figures submitted are accurate and timely.

4. Best regards.



(WM Chomba)
Lt Col
S O O

11/12/95 - 18/12/95

11/12/95	12/12/95	13/12/95	14/12/95	15/12/95	16/12	17/12	TOTAL
LUNDI	MARDI	MERCREDI	JEUDI	VENREDI	SAMEDI	DIMANCHE	
117	64	99	113	39	(29)	(139)	600

DESTINATION: Centre de transit de Nkamira

(79) In Our FILE (63) In Our FILE Omitted In Our FILE (29) In Our FILE (139) In Our FILE

(362) Difference 238

DEPART de:

G. BARRIERE	89	61	74	58	38	8	28	356
P. BARRIERE	6	3	5	55	1	21	111	202
CYANIKA			20					20
OAC Kivu	22							22
TOTAL								600

18/12	19/12	20/12	21/12	22/12	23/12	24/12	TOTAL
18 Dec	19 Dec	20 Dec	21 Dec	22 Dec	23 Dec	24 Dec	
126	269	239	163	160	86	(55)	1,098
	(229) In Our FILE	(222) In Our FILE	(161) In Our FILE		(76) In Our FILE	Omitted In Our FILE	
G. BARRIERE	119	189	157	90	114	41	712
P. BARRIERE	7	80	65	71	46	45	367
MUTOYA			2				2
CYANIKA		17					17
TOTAL							1,098

25/12	26/12	27/12	28/12	29/12	30/12	31/12	TOTAL
25 Dec	26 Dec	27 Dec	28 Dec	29 Dec	30 Dec	31 Dec	
79	17	238	195	231	181	211	1,152
	(19) In Our FILE	(223) In Our FILE		(207) In Our FILE			
G. BARRIERE	25	15	134	150	125	59	558
P. BARRIERE	54	2	104	45	106	122	594
TOTAL							1,152



TO : UNAMIR HQ //SOO//


11 JANUARY 1996

FROM : HUMANITARIAN OFFICER SECTOR 5B

SUBJECT : LOCATION OF BORDER CROSSING POINTS SECTOR 5

1. The purpose of this letter is to forward the location of the border crossing points as requested:

- a. BP1 GR 159 130 Zaire/Rwanda;
- b. BP2 GR 159 143 Zaire/Rwanda;
- c. BP4 GR 280 305 Zaire/Rwanda; and
- d. Cyanika GR 110 020 Uganda/Rwanda.


WG Saunders
Major

TO : UNAMIR HQ //HAC//

FROM : HUMANITARIAN OFFICER SECTOR 5B

8 JANUARY 1996

SUBJECT : FINAL REPORT ON HUMANITARIAN ACTIVITIES

REFERENCE: 5000.1/A/4 29 DEC 95

1. The purpose of this letter is to forward the final report on humanitarian activities for Sector 5B.

2. June 95

- a. Provided septic truck service to the Gisenyi prison;
- b. Provided transport services to all bourgmeistres in the Prefecture to attend Human Rights Seminar;
- c. Coordinated the delivery of 300 kitchen sets to four communes;
- d. Provided tracked dozer from force engineers to clear mud from the hydro electric plant at Gihira;

3. July 95

- a. Coordinated the removal of unexploded ammunition from the septic work site at the Gisenyi prison;
- b. Provided resources, coordinated through the local brewery to remove a large debris pile from the Gisenyi prison; and
- c. Coordinated with NICOY for the removal of tentage from Nemba and moved it to an orphanage in Ruhengeri.

4. August 95

- a. Coordinated with NICOY the recce and subsequent provision of twice weekly medical assistance to the two refugee camps in the Kayove area; and
- b. Coordinated with HAC for the provision of trucks and dozer support for the preparation of the Nkamira transit camp.

5. September 95

- a. Continued to monitor and provide support to the preparation of the Nkamira transit camp;
- b. Provided security lighting at the Gisenyi/Goma main border post;
- c. Provided transport assistance to FHI to move 22 tons of seeds; and
- d. Coordinated with NICOY transport assistance to UNHCR for the transport of returnees to Nkamira from BP1.

6. October 95


- a. Coordinated with NICOY the delivery of mattresses to an unaccompanied childrens centre;
- b. Conducted escort patrols with IOM for the delivery of food and returnees into communes; and
- c. Coordinated with 95 CMSG the delivery of non-food items to orphanages within the Sector.

7. November 95

- a. Coordinated transport to move seven tons of food to a Secondary school in Rambura;
- b. Coordinated transport to carry school materials to nine primary schools;
- c. Transported generator to Kigali for repairs for the school in Shyira; and
- d. Escort patrols were conducted for NGO's, IOM.

8. December 95

- a. Provided transport to move brick/tiles to support house construction program.


WG Saunders
Major