

PLEASE RETAIN
ORIGINAL ORDER

UNCLASSIFIED
EL/WG MAY 2009

UNARCHIVES
SERIES S-1062
BOX 10
FILE 3
ACC. 1998/0282

DAILY TOTAL CBT SUP SITREP 22-Mar-96

DISTRIBUTION

PERIOD COVERED 15:00 HRS 21 MAR 96 TO 15:00 HRS 22 MAR 96

FORCE STRENGTH:
CONTINGENTS: 742
HQ/MILOBS: 39
TOTAL: 781

CLOGO
SUMMO
G3 OPS
CISS
FILE

REPORT CORRECT AS AT: 22-Mar-96 16:36

ITEM	WHERE HELD	UNIT OF ISSUE	START	RECEIVED	ISSUED	END BALANCE	DAYS	REMARKS
WATER								
BOTTLED								
1ST LINE		LT	15295	0	20	15275		
2ND LINE	LOG BASE	LT	44046	0	0	44046		
TOTAL BOTTLED WATER		LT	59341	0	20	59321	25.3	3L PER MAN PER DAY
BULK								
1ST LINE		LT	6000	2000	2800	5200		
2ND LINE	TRAFIPRO	LT	160000	10000	15000	155000		
TOTAL BULK WATER		LT	166000	12000	17800	160200	13.7	15L PER MAN PER DAY
TOTAL WATER								
1ST LINE		LT	21295	2000	2820	20475		
2ND LINE		LT	204046	10000	15000	199046		
TOTAL WATER IN THEATRE		LT	226341	12000	17820	219521	39.0	✓
COMBAT RATIONS								
1ST LINE		EA	6343	0	20	6323		
2ND LINE	LOG BASE	EA	11870	0	0	11870		
TOTAL CBT RATIONS IN THEATRE		EA	18213	0	20	18193	23.3	✓
DIESEL								
1ST LINE		LT	5325	0	560	4765		
2ND LINE		LT	216228	0	5135	211093		
TOTAL DIESEL IN THEATRE		LT	221553	0	5695	215858	14.8	✓
AV DAILY USAGE	14486	LT						
GASOLINE								
1ST LINE		LT	0	0	0	0		
2ND LINE		LT	7680	0	176	7504		
TOTAL GASOLINE IN THEATRE		LT	7680	0	176	7504	40.8	✓
AV DAILY USAGE	184	LT						

COMBAT SUPPLIES USAGE AND STOCK CHARTS

DAYS STOCK IN THEATRE

WATER	0	41.1	46.4	39	38.9	39.5	39
C RATION	0	29.1	32.8	23.1	23.3	23.3	23.5
DIESEL	0	21.4	19.7	17	15.8	15.3	14.9
GASOLINE	0	53	51.6	44.8	42.9	41.7	40.8

AS OF 0800

SUN
17-Mar

7

MON
18-Mar

7

TUE
19-Mar

7

WED
20-Mar

7

THU
21-Mar

7

FRI
22-Mar

7

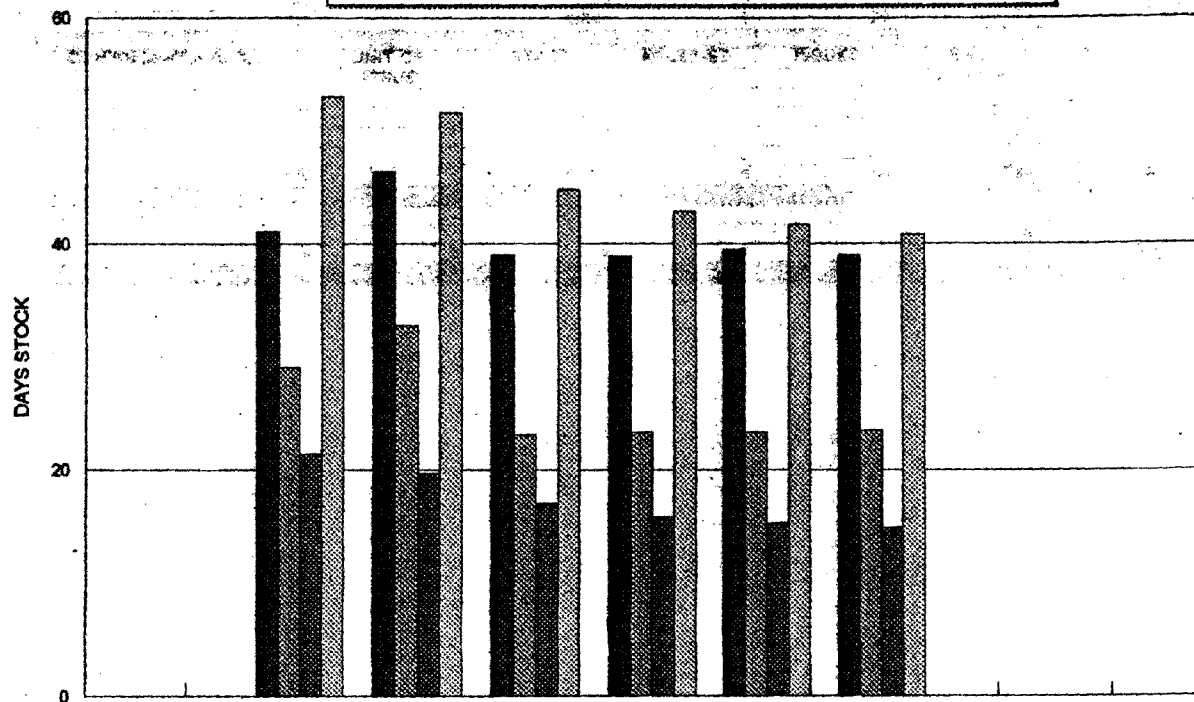
SAT
23-Mar

7

7 7 Days Res

COMBAT SUPPLIES THEATRE HOLDINGS

WEEK 17 MAR 96 - 23 MAR 96



DATE	AS OF 0800	SUN	MON	TUE	WED	THU	FRI	SAT	
Water	0	41.1	46.4	39	38.9	39.5	39		
C Rations	0	29.1	32.8	23.1	23.3	23.3	23.5		
Diesel	0	21.4	19.7	17	15.8	15.3	14.9		
Gasoline	0	53	51.6	44.8	42.9	41.7	40.8		

DAILY 1ST LINE CBT SUP SITREP

22-Mar-96

ITEM	STRENGTH	UNIT OF ISSUE	START	RECEIVED	ISSUED	END BALANCE	DAYS	RETURN CORRECT AS AT
WATER								
BOTTLED		LT						
INDATT	536		12,397	0	0	12,397	7.7	22 MAR 96
INDSIGNAL	102		2,619	0	0	2,619	8.6	04 MAR 96
MALAWICOY	83		279	0	20	259	1.0	21 MAR 96
TOTAL	721		15,295	0	20	15,275	7.1	3L PER MAN PER DAY
BULK								
INDATT	536		5,500	2,000	2,800	4,700	0.6	22 MAR 96
INDSIGNAL	102		500	0	0	500	0.3	04 MAR 96
MALAWICOY	83		0	0	0	0	0.0	21 MAR 96
TOTAL	721		6,000	2,000	2,800	5,200	0.9	15L PER MAN PER DAY
COMBAT RATIONS(ALL TYPES)								
INDATT	536		4,815	0	0	4,815	9.0	22 MAR 96
INDSIGNAL	102		758	0	0	758	7.4	04 MAR 96
MALAWICOY	83		770	0	20	750	9.0	21 MAR 96
TOTAL	721		6,343	0	20	6,323	8.8	
ITEM	CONTINGENT AVG DAILY	UNIT OF ISSUE	START	RECEIVED	ISSUED	END BALANCE	DAYS	RETURN CORRECT AS AT
DIESEL								
INDATT	370		5,325	0	560	4,765	12.9	22 MAR 96
INDSIGNAL			0	0	0	0		04 MAR 96
MALAWICOY			0	0	0	0		21 MAR 96
TOTAL DIESEL	370		5,325	0	560	4,765	12.9	
GASOLINE								
MALAWICOY						0		21 MAR 96
TOTAL GASOLINE	0	0	0	0	0	0	ERR	

22-Mar-96 DAILY 2ND LINE CBT SUP SITREP:

ITEM	WHERE HELD	UNIT OF ISSUE	START	RECEIVED	ISSUED	END BALANCE	DAYS	REMARKS
WATER								
BOTTLED	Log base	LT	22,088	0	0	22,088	9.92	3L PER MAN PER DAY
FORCE BOTTLE RESERVE	UNAMIRHQ&Trafiro	LT	21,958	0	0	21,958	9.86	3L PER MAN PER DAY
TOTAL BOTTLED		LT	44,046	0	0	44,046	19.8	3L PER MAN PER DAY
BULK B&R	Trafiro	LT	160,000	10,000	15,000	155,000	13.9	15 L PER MAN PER DAY
TOTAL WATER			204,046	10,000	15,000	189,046	33.7	
COMBAT RATIONS	Log base							
FRENCH		EA	0	0	0	0		
HELP PACK		EA	0	0	0	0		
SOUTH AFRICAN		EA	1,490	0	0	1,490		
AUSTRALIAN		EA	10,380	0	0	10,380		
TOTAL COMBAT RATIONS		EA	11,870	0	0	11,870	16.0	
DIESEL								
95 FLSG	Trafiro	LT	146,850	0	3,346	143,504		
95 FLSG	LOGBASE	LT	61,838	0	0	61,838		
SS S/ STATION		LT	0	0	0	0		
VECO		LT	7,540	0	1,789	5,751		
TOTAL DIESEL		LT	216,228	0	5,135	211,093	14.6	
AV DAILY USAGE	14486	LT						
GASOLINE								
TOTAL/SS S/ STATION		LT	7,680	0	176	7,504	40.8	
AV DAILY USAGE	184	LT						

DAILY TOTAL CBT SUP SITREP

21-Mar-96

DISTRIBUTION

PERIOD COVERED 15:00 HRS 20 MAR 96 TO 15:00 HRS 21 MAR 96

FORCE STRENGTH:

CONTINGENTS: 742

HQ/MILOBS: 39

TOTAL: 781

CLOGO

SUMMO

G3 OPS

CISS

FILE

REPORT CORRECT AS AT:

21-Mar-96

16:34

ITEM	WHERE HELD	UNIT OF ISSUE	START	RECEIVED	ISSUED	END BALANCE	DAYS	REMARKS
WATER								
BOTTLED								
1ST LINE		LT	15315	0	20	15295		
2ND LINE	LOG BASE	LT	44046	0	0	44046		
TOTAL BOTTLED WATER		LT	59361	0	20	59341	25.3	3L PER MAN PER DAY
BULK								
1ST LINE		LT	3500	5500	3000	6000		
2ND LINE	TRAFIPRO	LT	155000	20000	15000	160000		
TOTAL BULK WATER		LT	158500	25500	18000	166000	14.2	15L PER MAN PER DAY
TOTAL WATER								
1ST LINE		LT	18815	5500	3020	21295		
2ND LINE		LT	199046	20000	15000	204046		
TOTAL WATER IN THEATRE		LT	217861	25500	18020	225341	39.5	
COMBAT RATIONS								
1ST LINE		EA	6363	0	20	6343		
2ND LINE	LOG BASE	EA	11870	0	0	11870		
TOTAL CBT RATIONS IN THEATRE		EA	18233	0	20	18213	23.3	
DIESEL								
1ST LINE		LT	5650	0	325	5325		
2ND LINE		LT	222857	44332	50861	216328		
TOTAL DIESEL IN THEATRE		LT	228507	44332	51186	221653	15.3	
AV DAILY USAGE	14486	LT						
GASOLINE								
1ST LINE		LT	0	0	0	0		
2ND LINE		LT	7895	0	215	7680		
TOTAL GASOLINE IN THEATRE		LT	7895	0	215	7680	41.7	
AV DAILY USAGE	184	LT						

COMBAT SUPPLIES USAGE AND STOCK CHARTS

DAYS STOCK IN THEATRE

WATER	0	41.1	46.4	39	38.9	39.5
C RATION	0	29.1	32.8	23.1	23.3	23.3
DIESEL	0	21.4	19.7	17	15.8	15.3
GASOLINE	0	53	51.6	44.8	42.9	41.7

AS OF 0800

SUN
17-Mar

7

MON
18-Mar

7

TUE
19-Mar

7

WED
20-Mar

7

THU
21-Mar

7

FRI
22-Mar

7

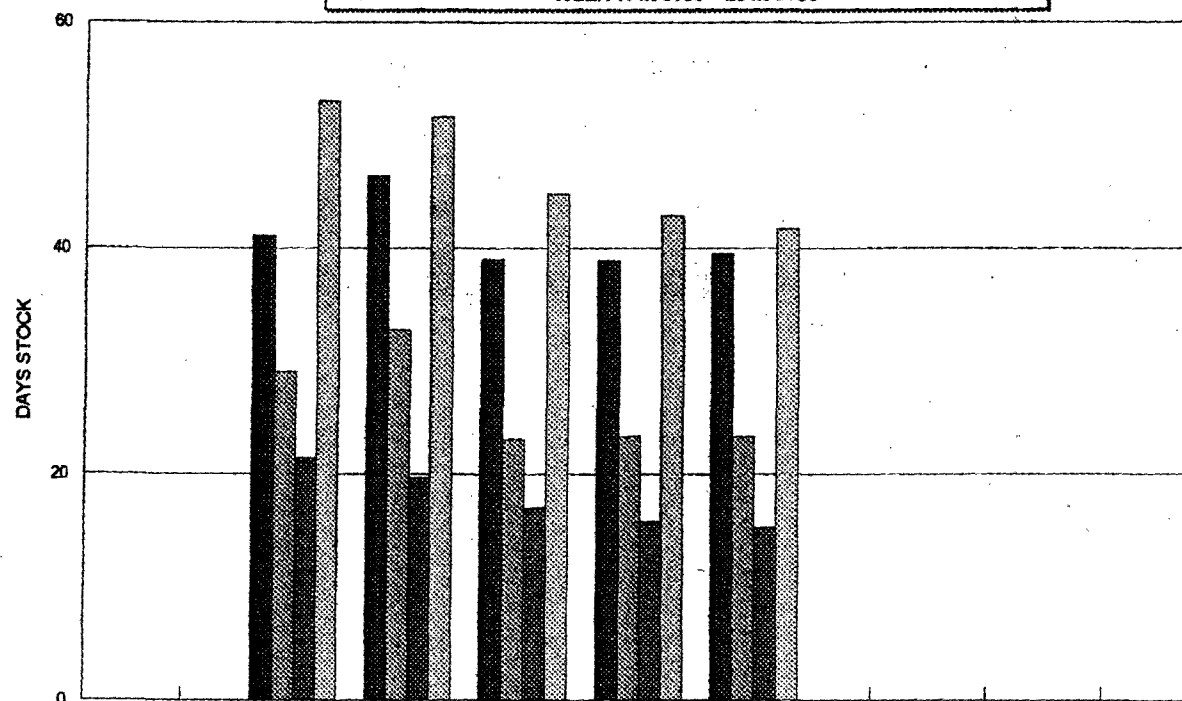
SAT
23-Mar

7

7 7 Days Res

COMBAT SUPPLIES THEATRE HOLDINGS

WEEK 17 MAR 96 - 23 MAR 96



DATE	AS OF 0800	SUN	MON	TUE	WED	THU	FRI	SAT
Water	0	41.1	46.4	39	38.9	39.5		
C Rations	0	29.1	32.8	23.1	23.3	23.3		
Diesel	0	21.4	19.7	17	15.8	15.3		
Gasoline	0	53	51.6	44.8	42.9	41.7		

DAILY 1ST LINE CBT SUP SITREP

21-Mar-96

ITEM	STRENGTH	UNIT OF ISSUE	START	RECEIVED	ISSUED	END BALANCE	DAYS	RETURN CORRECT AS AT
WATER								
BOTTLED		LT						
INDBATT	536		12,397	0	0	12,397	7.7	21 MAR 96
INDSIGNAL	102		2,619	0	0	2,619	8.6	04 MAR 96
MALAWICOY	83		299	0	20	279	1.1	21 MAR 96
TOTAL	721		15,315	0	20	15,295	7.1	3L PER MAN PER DAY
BULK								
INDBATT	536		3,000	5,500	3,000	5,500	0.7	21 MAR 96
INDSIGNAL	102		500	0	0	500	0.3	04 MAR 96
MALAWICOY	83		0	0	0	0	0.0	21 MAR 96
TOTAL	721		3,500	5,500	3,000	5,000	0.6	15L PER MAN PER DAY
COMBAT RATIONS(ALL TYPES)								
INDBATT	536		4,815	0	0	4,815	9.0	21 MAR 96
INDSIGNAL	102		758	0	0	758	7.4	04 MAR 96
MALAWICOY	83		790	0	20	770	9.3	21 MAR 96
TOTAL	721		6,363	0	20	6,343	8.8	
ITEM	CONTINGENT AVG DAILY	UNIT OF ISSUE	START	RECEIVED	ISSUED	END BALANCE	DAYS	RETURN CORRECT AS AT
DIESEL								
INDBATT	370		5,650	0	325	5,325	14.4	21 MAR 96
INDSIGNAL			0	0	0	0		04 MAR 96
MALAWICOY			0	0	0	0		21 MAR 96
TOTAL DIESEL	370		5,650	0	325	5,325	14.4	
GASOLINE								
MALAWICOY						0		21 MAR 96
TOTAL GASOLINE	0	0	0	0	0	0	ERR	

DAILY 2ND LINE CBT SUP SITREP:

21-Mar-96

ITEM	WHERE HELD	UNIT OF ISSUE	START	RECEIVED	ISSUED	END BALANCE	DAYS	REMARKS
WATER								
BOTTLED	Log base	LT	22,088	0	0	22,088	9.92	3L PER MAN PER DAY
FORCE BOTTLE RESERVE	UNAMIRHQ&Trafipro	LT	21,958	0	0	21,958	9.86	3L PER MAN PER DAY
TOTAL BOTTLED		LT	44,046	0	0	44,046	19.8	3L PER MAN PER DAY
BULK B&R	Trafipro	LT	155,000	20,000	15,000	160,000	14.4	15 L PER MAN PER DAY
TOTAL WATER			199,046	20,000	15,000	204,046	34.2	
COMBAT RATIONS	Log base							
FRENCH		EA	0	0	0	0		
HELP PACK		EA	0	0	0	0		
SOUTH AFRICAN		EA	1,490	0	0	1,490		
AUSTRALIAN		EA	10,380	0	0	10,380		
TOTAL COMBAT RATIONS		EA	11,870	0	0	11,870	16.0	
DIESEL								
95 FLSG	Trafipro	LT	105,416	44,332	2,898	146,850		
95 FLSG	LOGBASE	LT	108,437	0	46,499	61,938		
SS S/ STATION		LT	0	0	0	0		
IVECO		LT	9,004	0	1,464	7,540		
TOTAL DIESEL		LT	222,857	44,332	60,861	216,328	14.9	
AV DAILY USAGE	14486	LT						
GASOLINE								
TOTAL/SS S/ STATION		LT	7,895	0	215	7,680	41.7	
AV DAILY USAGE	184	LT						

DAILY TOTAL CBT SUP SITREP

20-Mar-96

DISTRIBUTION

PERIOD COVERED 15:00 HRS 19 MAR 96 TO 15:00 HRS 20 MAR 96.

FORCE STRENGTH:

CONTINGENTS: 742

HQ/MILOBS: 70

TOTAL: 781

CLOGO

SUMMO

G3 OPS

CISS

FILE

REPORT CORRECT AS AT:

20-Mar-96

17:07

ITEM	WHERE HELD	UNIT OF ISSUE	START	RECEIVED	ISSUED	END BALANCE	DAYS	REMARKS
WATER								
BOTTLED								
1ST LINE		LT	15315	0	0	15315		
2ND LINE	LOG BASE	LT	44046	0	0	44046		
TOTAL BOTTLED WATER		LT	59361	0	0	59361	25.3	3L PER MAN PER DAY
BULK								
1ST LINE		LT	5000	1500	3000	3500		
2ND LINE	TRAFIPRO	LT	160000	10000	15000	155000		
TOTAL BULK WATER		LT	165000	11500	18000	158500	13.5	15L PER MAN PER DAY
TOTAL WATER								
1ST LINE		LT	20315	1500	3000	18815		
2ND LINE		LT	204046	10000	15000	199046		
TOTAL WATER IN THEATRE		LT	224361	11500	18000	217861	38.9	
COMBAT RATIONS								
1ST LINE		EA	6363	0	0	6363		
2ND LINE	LOG BASE	EA	11870	0	0	11870		
TOTAL CBT RATIONS IN THEATRE		EA	18233	0	0	18233	23.3	
DIESEL								
1ST LINE		LT	2525	3500	375	5650		
2ND LINE		LT	243708	8400	29251	222857		
TOTAL DIESEL IN THEATRE		LT	246233	11900	29626	228507	15.8	
AV DAILY USAGE	14486	LT						
GASOLINE								
1ST LINE		LT	0	0	0	0		
2ND LINE		LT	8235	0	340	7895		
TOTAL GASOLINE IN THEATRE		LT	8235	0	340	7895	42.9	
AV DAILY USAGE	184	LT						

DAILY 2ND LINE CBT SUP SITREP:

20-Mar-96

ITEM	WHERE HELD	UNIT OF ISSUE	START	RECEIVED	ISSUED	END BALANCE	DAYS	REMARKS
WATER								
BOTTLED	Log base	LT	22,088	0	0	22,088	9.92	3L PER MAN PER DAY
FORCE BOTTLE RESERVE	UNAMIRHQ&Trafipro	LT	21,958	0	0	21,958	9.86	3L PER MAN PER DAY
TOTAL BOTTLED		LT	44,046	0	0	44,046	19.8	3L PER MAN PER DAY
BULK B&R	Trafipro	LT	160,000	10,000	15,000	155,000	13.9	15 L PER MAN PER DAY
TOTAL WATER			204,046	10,000	15,000	199,046	33.7	
COMBAT RATIONS								
FRENCH	Log base	EA	0	0	0	0		
HELP PACK		EA	0	0	0	0		
SOUTH AFRICAN		EA	1,490	0	0	1,490		
AUSTRALIAN		EA	10,380	0	0	10,380		
TOTAL COMBAT RATIONS		EA	11,870	0	0	11,870	16.0	
DIESEL								
95 FLSG	Trafipro	LT	109,384	0	3,968	105,416		
95 FLSG	LOGBASE	LT	131,412	0	22,975	108,437		
SS S/ STATION		LT	0	0	0	0		
IVECO		LT	2,912	8,400	2,308	9,004		
TOTAL DIESEL		LT	243,708	8,400	29,251	222,857	15.4	
AV DAILY USAGE	14486	LT						
GASOLINE								
TOTAL/SS S/ STATION		LT	8,235	0	340	7,895	42.9	
AV DAILY USAGE	184	LT						

DAILY TOTAL CBT SUP SITREP

19-Mar-96

DISTRIBUTION

PERIOD COVERED 15:00 HRS 18 MAR 96 TO 15:00 HRS 19 MAR 96

FORCE STRENGTH:

CONTINGENTS: 744

HQ/MILOBS: 70

TOTAL: 790

CLOGO

SUMMO

G3 OPS

CISS

FILE

REPORT CORRECT AS AT:

19-Mar-96

16:29

ITEM	WHERE HELD	UNIT OF ISSUE	START	RECEIVED	ISSUED	END BALANCE	DAYS	REMARKS
WATER								
BOTTLED								
1ST LINE		LT	15567	0	252	15315		
2ND LINE	LOG BASE	LT	44046	0	0	44046		
TOTAL BOTTLED WATER		LT	59613	0	252	59361	25.0	3L PER MAN PER DAY
BULK								
1ST LINE		LT	6000	2000	3000	5000		
2ND LINE	TRAFIPRO	LT	165000	5000	10000	160000		
TOTAL BULK WATER		LT	171000	7000	13000	165000	13.9	15L PER MAN PER DAY
TOTAL WATER								
1ST LINE		LT	21567	2000	3252	20315		
2ND LINE		LT	209046	5000	10000	204046		
TOTAL WATER IN THEATRE		LT	230613	7000	13252	224361	39.0	
COMBAT RATIONS								
1ST LINE		EA	6531	0	168	6363		
2ND LINE	LOG BASE	EA	16930	0	5060	11870		
TOTAL CBT RATIONS IN THEATRE		EA	23461	0	5228	18233	23.1	
DIESEL								
1ST LINE		LT	2890	0	365	2525		
2ND LINE		LT	262214	0	18506	243708		
TOTAL DIESEL IN THEATRE		LT	265104	0	18871	246233	17.0	
AV DAILY USAGE	14486	LT						
GASOLINE								
1ST LINE		LT	0	0	0	0		
2ND LINE		LT	8380	0	145	8235		
TOTAL GASOLINE IN THEATRE		LT	8380	0	145	8235	44.8	
AV DAILY USAGE	184	LT						

COMBAT SUPPLIES USAGE AND STOCK CHARTS

DAYS STOCK IN THEATRE

WATER	0	41.1	46.4	39
C RATION	0	29.1	32.8	23.1
DIESEL	0	21.4	19.7	17
GASOLINE	0	53	51.6	44.8

AS OF 0800

SUN
17-Mar
7

MON
18-Mar
7

TUE
19-Mar
7

WED
20-Mar
7

THU
21-Mar
7

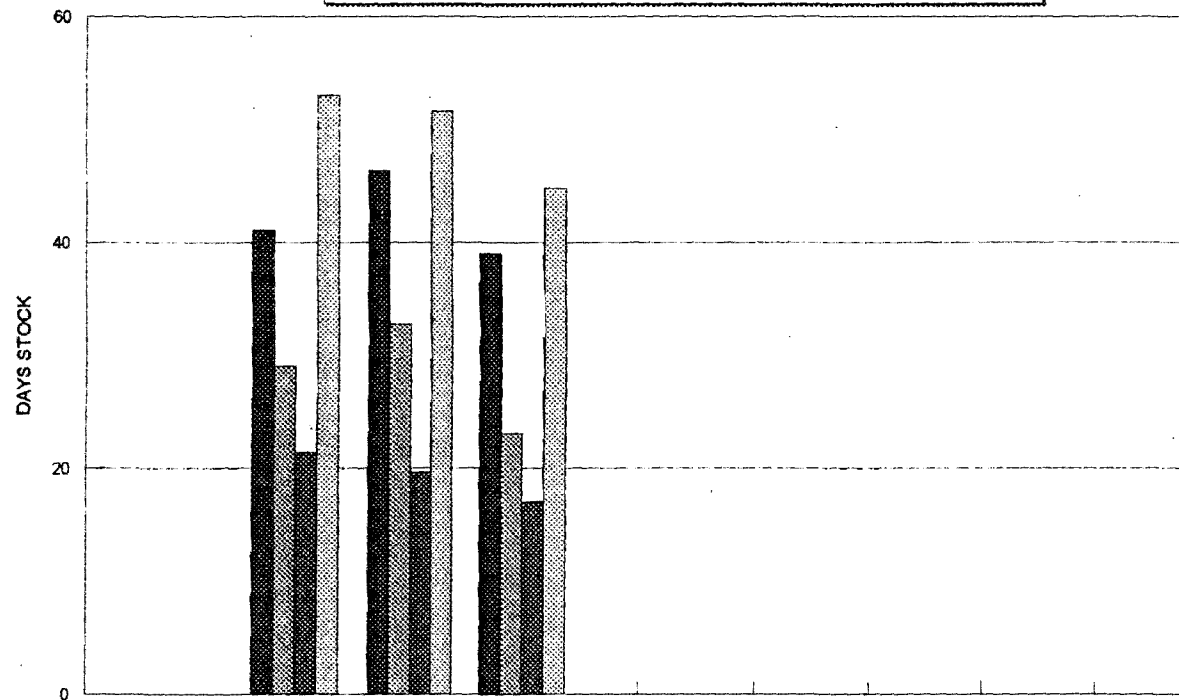
FRI
22-Mar
7

SAT
23-Mar
7

7 7 Days Res

COMBAT SUPPLIES THEATRE HOLDINGS

WEEK 17 MAR 96 - 23 MAR 96



DATE	AS OF 0800	SUN	MON	TUE	WED	THU	FRI	SAT	
Water	0	41.1	46.4	39					
C Rations	0	29.1	32.8	23.1					
Diesel	0	21.4	19.7	17					
Gasoline	0	53	51.6	44.8					

DAILY 2ND LINE CBT SUP SITREP

19-Mar-96

ITEM	WHERE HELD	UNIT OF ISSUE	START	RECEIVED	ISSUED	END	DAYS	REMARKS
						BALANCE		
WATER								
BOTTLED	Log base	LT	22,088	0	0	22,088	9.9	3L PER MAN PER DAY
FORCE BOTTLE RESERVE	UNAMIRHQ&Trafipro	LT	21,958	0	0	21,958	9.84	3L PER MAN PER DAY
TOTAL BOTTLED		LT	44,046	0	0	44,046	19.7	3L PER MAN PER DAY
BULK B&R	Trafipro	LT	165,000	5,000	10,000	160,000	14.3	15 L PER MAN PER DAY
TOTAL WATER			209,046	5,000	10,000	204,046	34.1	
COMBAT RATIONS								
	Log base							
FRENCH		EA	5,060	0	5,060	0		
HELP PACK		EA	0	0	0	0		
SOUTH AFRICAN		EA	1,490	0	0	1,490		
AUSTRALIAN		EA	10,380	0	0	10,380		
TOTAL COMBAT RATIONS		EA	16,930	0	5,060	11,870	16.0	
DIESEL								
95 FL5G	Trafipro	LT	112,865	0	3,481	109,384		
95 FL5G	LOGBASE	LT	144,404	0	12,992	131,412		
SS S/ STATION		LT	0	0	0	0		
IVECO		LT	4,945	0	2,033	2,912		
TOTAL DIESEL		LT	262,214	0	18,506	243,708	16.8	
AV DAILY USAGE	14486	LT						
GASOLINE								
TOTAL/SS S/ STATION		LT	8,380	0	145	8,235	44.8	
AV DAILY USAGE	184	LT						

DAILY TOTAL CBT SUP SITREP

18-Mar-96

DISTRIBUTION

PERIOD COVERED 15:00 HRS 17 MAR 96 TO 15:00 HRS 18 MAR 96

FORCE STRENGTH:

CONTINGENTS: 749

HQ/MILOBS: 70

TOTAL: 801

CLOGO
SUMMO
G3 OPS
CISS
FILE

REPORT CORRECT AS AT:

18-Mar-96

15:48

ITEM	WHERE HELD	UNIT OF ISSUE	START	RECEIVED	ISSUED	END BALANCE	DAYS	REMARKS
WATER								
BOTTLED								
1ST LINE		LT	19830	0	0	19830		
2ND LINE	LOG BASE	LT	44046	0	0	44046		
TOTAL BOTTLED WATER		LT	63876	0	0	63876	26.8	3L PER MAN PER DAY
BULK								
1ST LINE		LT	72500	5500	5300	72700		
2ND LINE	TRAFIPRO	LT	165000	15000	15000	165000		
TOTAL BULK WATER		LT	237500	20500	20300	237700	19.8	15L PER MAN PER DAY
TOTAL WATER								
1ST LINE		LT	92330	5500	5300	92530		
2ND LINE		LT	209046	15000	15000	209046		
TOTAL WATER IN THEATRE		LT	301376	20500	20300	301576	46.4	
COMBAT RATIONS								
1ST LINE		EA	9346	0	0	9346		
2ND LINE	LOG BASE	EA	16930	0	0	16930		
TOTAL CBT RATIONS IN THEATRE		EA	26276	0	0	26276	32.8	
DIESEL								
1ST LINE		LT	23860	0	470	23390		
2ND LINE		LT	285498	0	23284	262214		
TOTAL DIESEL IN THEATRE		LT	309358	0	23754	285604	19.7	
AV DAILY USAGE	14486	LT						
GASOLINE								
1ST LINE		LT	1123	0	0	1123		
2ND LINE		LT	8627	0	247	8380		
TOTAL GASOLINE IN THEATRE		LT	9750	0	247	9503	51.6	
AV DAILY USAGE	184	LT						
JET A-1								
TOTAL JET A-1 IN THEATRE		LT	0	0	0	0	0.0	
AV DAILY USAGE	14440	LT						

COMBAT SUPPLIES USAGE AND STOCK CHARTS

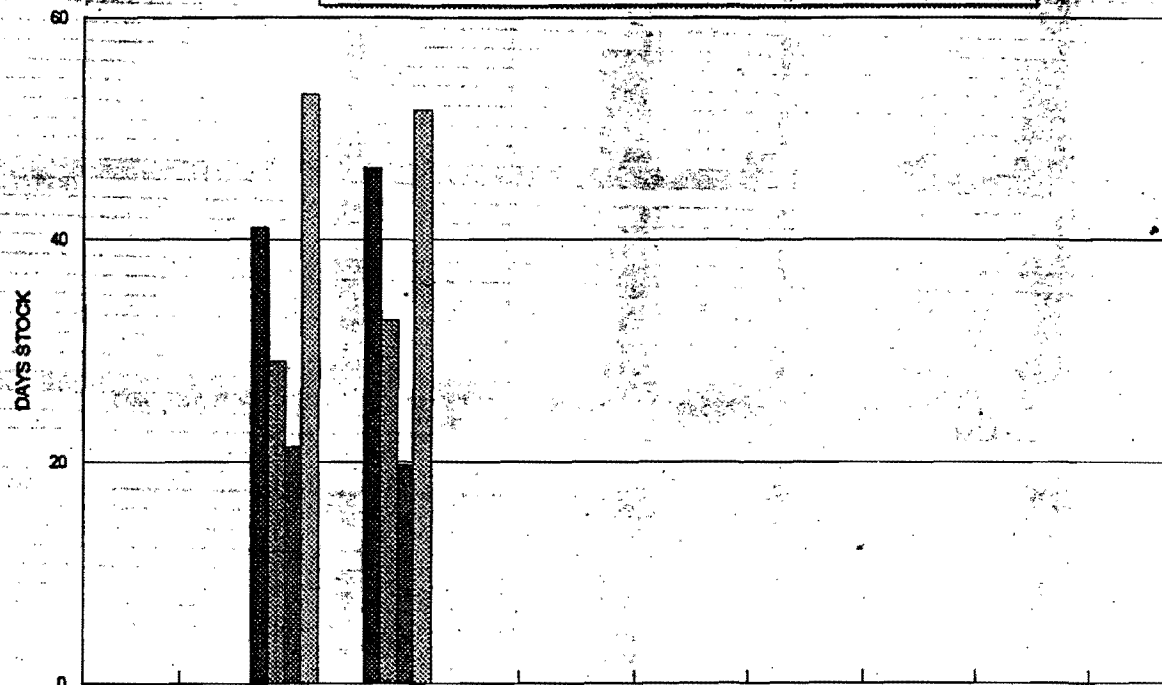
DAYS STOCK IN THEATRE

WATER	0	41.1	46.4	✓
C RATION	0	29.1	32.8	✓
DIESEL	0	21.4	19.7	✓
GASOLINE	0	53	51.6	✓
JET A-1	0	0	0	✓

AS OF 0800	SUN 17-Mar	MON 18-Mar	TUE 19-Mar	WED 20-Mar	THU 21-Mar	FRI 22-Mar	SAT 23-Mar	7 7 Days Res
	7	7	7	7	7	7	7	

COMBAT SUPPLIES THEATRE HOLDINGS

WEEK 17 MAR 96 - 23 MAR 96



DATE	AS OF 0800	SUN	MON	TUE	WED	THU	FRI	SAT
Water	0	41.1	46.4					
C Rations	0	29.1	32.8					
Diesel	0	21.4	19.7					
Gasoline	0	53	51.6					
Jet A-1	0	0	0					

DAILY 1ST LINE CBT SUP SITREP

18-Mar-96

ITEM	STRENGTH	UNIT OF ISSUE	START	RECEIVED	ISSUED	END BALANCE	DAYS	RETURN CORRECT AS AT
WATER								
BOTTLED		LT						
GHANCOY (KIBUYE)	28		0	0	0	0	0.0	REPATRIATED
GHANCOY (KIGALI)	135		0	0	0	0	0.0	REPATRIATED
INDATT	537		12,397	0	0	12,397	7.7	18 MAR 96
INDENGR	203		4,263	0	0	4,263	7.0	13 MAR 96
INDSIGNAL	102		2,619	0	0	2,619	8.6	04 MAR 96
MALAWICOY	84		551	0	0	551	2.2	18 MAR 96
NICOY (NYUNDO)	99		0	0	0	0	0.0	REPATRIATED
NICOY (SHAGASHA)	45		0	0	0	0	0.0	REPATRIATED
TOTAL	1233		18,830	0	0	18,830	5.4	3L PER MAN PER DAY
BULK								
GHANCOY (KIBUYE)	28		0	0	0	0	0.0	REPATRIATED
GHANCOY (KIGALI)	135		0	0	0	0	0.0	REPATRIATED
INDATT	537		5,300	5,500	5,300	5,500	0.7	18 MAR 96
INDENGR	203		2,200	0	0	2,200	0.7	13 MAR 96
INDSIGNAL	102		500	0	0	500	0.3	04 MAR 96
MALAWICOY	84		0	0	0	0	0.0	18 MAR 96
NICOY (NYUNDO)	99		17,000	0	0	17,000	11.4	REPATRIATED
NICOY (SHAGASHA)	45		25,000	0	0	25,000	37.0	REPATRIATED
MILOB (BUTARE)	17		4,500	0	0	4,500	17.6	27 FEB 96
MILOB (CYANGUGU)	26		8,000	0	0	8,000	20.5	20 JAN 96
MILOB (GITARAMA)	24		10,000	0	0	10,000	27.8	28 FEB 96
TOTAL	1233		72,500	5,500	5,300	72,700	3.9	15L PER MAN PER DAY
COMBAT RATIONS(ALL TYPES)								
GHANCOY (KIBUYE)	28		0	0	0	0	0.0	REPATRIATED
GHANCOY (KIGALI)	135		185	0	0	185	1.4	REPATRIATED
INDATT	537		4,815	0	0	4,815	9.0	18 MAR 96
INDENGR	203		1,421	0	0	1,421	7.0	13 MAR 96
INDSIGNAL	102		758	0	0	758	7.4	04 MAR 96
MALAWICOY	84		958	0	0	958	11.4	18 MAR 96
NICOY (NYUNDO)	99		685	0	0	685	6.9	REPATRIATED
NICOY (SHAGASHA)	45		524	0	0	524	11.6	REPATRIATED
TOTAL	1233		8,346	0	0	8,346	7.6	
DIESEL								
GHANCOY (KIBUYE)	38		5	0	0	5		REPATRIATED
GHANCOY (KIGALI)			266	0	0	266		REPATRIATED
INDATT	278		3,360	0	470	2,890	10.4	18 MAR 96
INDENGR	160		0	0	0	0	0.0	13 MAR 96
INDSIGNAL						0		04 MAR 96
MALAWICOY						0		18 MAR 96
NICOY (NYUNDO)	542		3,300	0	0	3,300	8.1	REPATRIATED
NICOY (SHAGASHA)	795		8,320	0	0	8,320	10.5	REPATRIATED
MILOB (BUTARE)	289		3,609	0	0	3,609	12.5	27 FEB 96
MILOB (CYANGUGU)	85		600	0	0	600		20 JAN 96
MILOB (GITARAMA)	178		4,400	0	0	4,400	24.7	28 FEB 96
TOTAL DIESEL	2365		23,660	0	470	23,390	9.9	
GASOLINE								
GHANCOY (KIBUYE)						0		REPATRIATED
GHANCOY (KIGALI)						0		REPATRIATED
INDENGR	4		135	0	0	135		13 MAR 96
MALAWICOY						0		18 MAR 96
NICOY (NYUNDO)			80	0	0	80		REPATRIATED
NICOY (SHAGASHA)	38		533	0	0	533	14.0	REPATRIATED
MILOB (BUTARE)						0		27 FEB 96
MILOB (CYANGUGU)			160	0	0	160		20 JAN 96
MILOB (GITARAMA)			215	0	0	215		28 FEB 96
TOTAL GASOLINE	42	0	1123	0	0	1123	26.7	

DAILY 2ND LINE CBT SUP SITREP:

18-Mar-96

ITEM	WHERE HELD	UNIT OF ISSUE	START	RECEIVED	ISSUED	END BALANCE	DAYS	REMARKS
WATER								
BOTTLED	Log base	LT	22,088	0	0	22,088	8.73	3L PER MAN PER DAY
FORCE BOTTLE RESERVE	UNAMIRHQ&Trafipro	LT	21,958	0	0	21,958	8.68	3L PER MAN PER DAY
TOTAL BOTTLED		LT	44,046	0	0	44,046	17.4	3L PER MAN PER DAY
BULK B&R	Trafipro	LT	165,000	15,000	15,000	165,000	17.13	15 L PER MAN PER DAY
TOTAL WATER			209,046	15,000	15,000	209,046	30.5	
COMBAT RATIONS								
FRENCH	Log base	EA	5,060	0	0	5,060		
HELP PACK		EA	0	0	0	0		
SOUTH AFRICAN		EA	1,490	0	0	1,490		
AUSTRALIAN		EA	10,380	0	0	10,380		
TOTAL COMBAT RATIONS		EA	16,930	0	0	16,930	20.1	
DIESEL								
95 FLSG	Trafipro	LT	116,793	0	3,928	112,865		
95 FLSG	LOGBASE	LT	160,000	0	15,596	144,404		
SS S/ STATION		LT	0	0	0	0		
IVECO		LT	8,705	0	3,760	4,945		
TOTAL DIESEL		LT	285,498	0	23,284	262,214	18.1	
AV DAILY USAGE	14486	LT						
GASOLINE								
TOTAL/SS S/ STATION		LT	8,627	0	247	8,380	45.5	
AV DAILY USAGE	184	LT						
JET A1								
BULK	Kigali Airport	LT	0	0	0	0		
PACKAGED	Kigali Airport	LT	0	0	0	0		
TOTAL JET A-1		LT	0	0	0	0	0.0	
AV DAILY USAGE	14440	LT						

DAILY TOTAL CBT SUP SITREP

15-Mar-96

DISTRIBUTION

PERIOD COVERED 15:00 HRS 14 MAR 96 TO 15:00 HRS 15 MAR 96

FORCE STRENGTH:

CONTINGENTS: 1083

HQ/MILOBS: 91

TOTAL: 1174

CLOGO

SUMMO

~~SSS~~

CISS

FILE

REPORT CORRECT AS AT:

15-Mar-96

16:10

ITEM	WHERE HELD	UNIT OF ISSUE	START	RECEIVED	ISSUED	END BALANCE	DAYS	REMARKS
WATER								
BOTTLED								
1ST LINE		LT	42878	0	225	42453		
2ND LINE	LOG BASE	LT	44046	0	0	44046		
TOTAL BOTTLED WATER		LT	86924	0	225	86499	24.6	3L PER MAN PER DAY
BULK								
1ST LINE		LT	73300	0	0	73300		
2ND LINE	TRAFIPRO	LT	165000	15000	20000	160000		
TOTAL BULK WATER		LT	238300	15000	20000	233300	13.2	15L PER MAN PER DAY
TOTAL WATER								
1ST LINE		LT	115978	0	225	115753		
2ND LINE		LT	209046	15000	20000	204046		
TOTAL WATER IN THEATRE		LT	325024	15000	20225	319799	37.8	
COMBAT RATIONS								
1ST LINE		EA	9366	0	12	9354		
2ND LINE	LOG BASE	EA	16930	0	0	16930		
TOTAL CBT RATIONS IN THEATRE		EA	26296	0	12	26284	22.4	
DIESEL								
1ST LINE		LT	24910	0	0	24910		
2ND LINE		LT	109939	90000	10137	199802		
TOTAL DIESEL IN THEATRE		LT	134849	90000	10137	214712	15.7	
AV DAILY USAGE	13642	LT						
GASOLINE								
1ST LINE		LT	1123	0	0	1123		
2ND LINE		LT	9519	0	383	9236		
TOTAL GASOLINE IN THEATRE		LT	10742	0	383	10359	11.1	
AV DAILY USAGE	936	LT						
JET A-1								
TOTAL JET A-1 IN THEATRE		LT	95185	0	6286	88899	44.0	
AV DAILY USAGE	2022	LT						

COMBAT SUPPLIES USAGE AND STOCK CHARTS

DAYS STOCK IN THEATRE

WATER	0	30.4	30.6	31	30.6	33.2	37.8
C RATION	0	20.1	20.1	19.9	19.7	21	22.4
DIESEL	0	13.1	12.2	10.7	9.9	9.9	15.7
GASOLINE	0	13.1	12	11.6	11.5	11.5	11.1
JET A-1	0	50	49.6	49	47.6	47.1	44

AS OF 0300

SUN
10-Mar

7

MON
11-Mar

7

TUE
12-Mar

7

WED
13-Mar

7

THU
14-Mar

7

FRI
15-Mar

7


SAT
16-Mar

7

7 7 Days Res

COMBAT SUPPLIES THEATRE HOLDINGS

WEEK 09-MAR 96 - 10 MAR 96



DATE	AS OF 0300	SUN	MON	TUE	WED	THU	FRI	SAT
1 Water	0	30.4	30.6	31	30.6	33.2	37.8	
2 C Rations	0	20.1	20.1	19.9	19.7	21	22.4	
3 Diesel	0	13.1	12.2	10.7	9.9	9.9	15.7	
4 Gasoline	0	13.1	12	11.6	11.5	11.5	11.1	
5 Jet A-1	0	50	49.6	49	47.6	47.1	44	

15-Mar-96

ITEM	STRENGTH	UNIT OF ISSUE	START	RECEIVED	ISSUED	END BALANCE	DAYS	RETURN CORRECT AS AT
WATER								
BOTTLED		LT						
GHANCOY (KIBUYE)	28		0	0	0	0	0.0	03 MAR 96
GHANCOY (KIGALI)	135		17500	0	0	17500	43.2	11 MAR 96
INDBATI	540		12397	0	0	12397	7.7	14 MAR 96
INDENGR	203		4283	0	0	4283	7.0	13 MAR 96
INDSIGNAL	102		2619	0	0	2619	8.8	04 MAR 96
MALAWICOY	34		704	0	223	559	2.2	15 MAR 96
NICOY (NYUNDO)	99		4080	0	0	4080	13.7	08 MAR 96
NICOY (SHAGASHA)	45		1035	0	0	1035	7.7	05 MAR 96
TOTAL	1238		42578	0	223	42453	11.4	30 PER MAN PER DAY
MILK								
GHANCOY (KIBUYE)	28		0	0	0	0	0.0	03 MAR 96
GHANCOY (KIGALI)	135		0	0	0	0	0.0	11 MAR 96
INDBATI	540		6100	0	0	6100	0.9	14 MAR 96
INDENGR	203		2200	0	0	2200	0.7	13 MAR 96
INDSIGNAL	102		500	0	0	500	0.3	04 MAR 96
MALAWICOY	34		0	0	0	0	0.0	15 MAR 96
NICOY (NYUNDO)	99		17000	0	0	17000	11.4	08 MAR 96
NICOY (SHAGASHA)	45		25000	0	0	25000	37.0	05 MAR 96
MILCB (BOTARE)	17		4500	0	0	4500	17.8	27 FEB 96
MILCB (CYANGU)	26		8000	0	0	8000	20.5	20 JAN 96
MILCB (GIRARAWA)	24		10000	0	0	10000	27.3	28 FEB 96
TOTAL	1238		73500	0	0	73500	40	150 PER MAN PER DAY
COFFEE (ALL TYPES)								
GHANCOY (KIBUYE)	28		0	0	0	0	0.0	03 MAR 96
GHANCOY (KIGALI)	135		185	0	0	185	1.4	11 MAR 96
INDBATI	540		4815	0	0	4815	8.3	14 MAR 96
INDENGR	203		1421	0	0	1421	7.0	13 MAR 96
INDSIGNAL	102		758	0	0	758	7.4	04 MAR 96
MALAWICOY	34		978	0	12	366	11.5	15 MAR 96
NICOY (NYUNDO)	99		285	0	0	285	6.9	08 MAR 96
NICOY (SHAGASHA)	45		324	0	0	324	11.6	05 MAR 96
TOTAL	1238		9386	0	12	9354	7.5	
DIESEL								
GHANCOY (KIBUYE)	28		0	0	0	0	0.0	03 MAR 96
GHANCOY (KIGALI)	135		268	0	0	268	1.1	11 MAR 96
INDBATI	540		4410	0	0	4410	15.9	14 MAR 96
INDENGR	203		0	0	0	0	0.0	13 MAR 96
INDSIGNAL	102		0	0	0	0	0.0	04 MAR 96
MALAWICOY	34		0	0	0	0	0.0	15 MAR 96
NICOY (NYUNDO)	540		3300	0	0	3300	6.1	08 MAR 96
NICOY (SHAGASHA)	75		3300	0	0	3300	10.5	05 MAR 96
MILCB (BOTARE)	23		3800	0	0	3800	12.5	27 FEB 96
MILCB (CYANGU)	35		600	0	0	600	12.0	20 JAN 96
MILCB (GIRARAWA)	178		4410	0	0	4410	24.7	28 FEB 96
TOTAL DIESEL	2398		24910	0	0	24910	10.5	
GASOLINE								
GHANCOY (KIBUYE)						0		03 MAR 96
GHANCOY (KIGALI)						0		11 MAR 96
INDENGR	4		135	0	0	135	13	13 MAR 96
MALAWICOY						0		15 MAR 96
NICOY (NYUNDO)			80	0	0	80	8	08 MAR 96
NICOY (SHAGASHA)	38		533	0	0	533	14.0	05 MAR 96
MILCB (BOTARE)						0		27 FEB 96
MILCB (CYANGU)			160	0	0	160	20	20 JAN 96
MILCB (GIRARAWA)			215	0	0	215	28	28 FEB 96
TOTAL GASOLINE	42	0	1123	0	0	1123	26.7	

DAILY 2ND LINE CBT SUP SITREP:

16-Mar-96

ITEM	WHERE HELD	UNIT OF ISSUE	START	RECEIVED	ISSUED	END BALANCE	DAYS	REMARKS
WATER								
BOTTLED	Log base	LT	22,088	0	0	22,088	6.03	3L PER MAN PER DAY
FORCE BOTTLE RESERVE	UNAMIRHQ&Trafipro	LT	21,958	0	0	21,958	5.99	3L PER MAN PER DAY
TOTAL BOTTLED		LT	44,046	0	0	44,046	12	3L PER MAN PER DAY
BULK B&R	Trafipro	LT	165,000	15,000	20,000	160,000	8.73	15 L PER MAN PER DAY
TOTAL WATER			209,046	15,000	20,000	204,046	20.7	
COMBAT RATIONS								
FRENCH	Log base	EA	5,060	0	0	5,060		
HELP PACK		EA	0	0	0	0		
SOUTH AFRICAN		EA	1,490	0	0	1,490		
AUSTRALIAN		EA	10,380	0	0	10,380		
TOTAL COMBAT RATIONS		EA	16,930	0	0	16,930	13.9	
DIESEL								
85 FLSG	Trafipro	LT	43,825	30,000	4,666	69,159		
85 FLSG	LOGBASE	LT	52,770	60,000	3,130	109,640		
SS S/ STATION		LT	0	0	0	0		
WFOO		LT	13,344	0	2,341	11,003		
TOTAL DIESEL		LT	109,939	90,000	10,137	189,802	13.9	
AV DAILY USAGE	13642	LT						
GASOLINE								
TOTAL/SS S/ STATION		LT	9,619	0	383	9,236	9.9	
AV DAILY USAGE	936	LT						
JET A1								
BULK	Kigali Airport	LT	90,435	0	1,586	88,849		
PACKAGED	Kigali Airport	LT	4,700	0	4,700	0		
TOTAL JET A-1		LT	95,135	0	6,286	88,849	44.0	
AV DAILY USAGE	2022	LT						

DAILY TOTAL CBT SUP SITREP

15-Mar-93

DISTRIBUTION

PERIOD COVERED 15:00 HRS 14 MAR 96 TO 15:00 HRS 15 MAR 96

FORCE STRENGTH:

CONTINGENTS: 1033

HQ/MILOBS: 91

TOTAL: 1174

CLOGO

SUMMO

~~2005~~

CISS

FILE

REPORT CORRECT AS AT:

15-Mar-93

16:10

ITEM	WHERE HELD	UNIT OF ISSUE	START	RECEIVED	ISSUED	END BALANCE	DAYS	REMARKS
WATER								
BOTTLED								
1ST LINE		LT	42678	0	225	42453		
2ND LINE	LOG BASE	LT	44046	0	0	44046		
TOTAL BOTTLED WATER		LT	36724	0	225	35499	24.8	3L PER MAN PER DAY
BULK								
1ST LINE		LT	73300	0	0	73300		
2ND LINE	TRAFIPRO	LT	185000	15000	20000	160000		
TOTAL BULK WATER		LT	238300	15000	20000	233300	13.2	15L PER MAN PER DAY
TOTAL WATER								
1ST LINE		LT	115978	0	225	115753		
2ND LINE		LT	209046	15000	20000	204046		
TOTAL WATER IN THEATRE		LT	325024	15000	20225	319799	37.8	
COMBAT RATIONS								
1ST LINE		EA	9366	0	12	9354		
2ND LINE	LOG BASE	EA	16930	0	0	16930		
TOTAL CBT RATIONS IN THEATRE		EA	26296	0	12	26284	22.4	
DIESEL								
1ST LINE		LT	24910	0	0	24910		
2ND LINE		LT	108939	90000	10137	184802		
TOTAL DIESEL IN THEATRE		LT	133849	90000	10137	214712	15.7	
AV DAILY USAGE	13643	LT						
GASOLINE								
1ST LINE		LT	1123	0	0	1123		
2ND LINE		LT	9619	0	323	9296		
TOTAL GASOLINE IN THEATRE		LT	10742	0	323	10359	11.1	
AV DAILY USAGE	936	LT						
JET A-1								
TOTAL JET A-1 IN THEATRE		LT	95185	0	6286	88899	44.0	
AV DAILY USAGE	2022	LT						

COMBAT SUPPLIES USAGE AND STOCK CHARTS

DAYS STOCK IN THEATRE

WATER	0	30.4	30.8	31	30.8	33.2	37.8
C RATION	0	20.1	20.1	19.9	19.7	21	22.4
DIESEL	0	13.1	12.2	10.7	9.9	9.9	15.7
GASOLINE	0	13.1	12	11.6	11.5	11.5	11.1
JET A-1	0	50	49.8	49	47.8	47.1	44

AS OF 0300

SUN
10-Mar

7

MON
11-Mar

7

TUE
12-Mar

7

WED
13-Mar

7

THU
14-Mar

7

FRI
15-Mar

7


SAT
16-Mar

7

7 7 Days Res

COMBAT SUPPLIES THEATRE HOLDINGS

WEEK 09 MAR 96 - 10 MAR 96



DATE	AS OF 0300	SUN	MON	TUE	WED	THU	FRI	SAT	
1 Water	0	30.4	30.8	31	30.8	33.2	37.8		
2 C Rations	0	20.1	20.1	19.9	19.7	21	22.4		
3 Diesel	0	13.1	12.2	10.7	9.9	9.9	15.7		
4 Gasoline	0	13.1	12	11.6	11.5	11.5	11.1		
5 Jet A-1	0	50	49.8	49	47.8	47.1	44		

15-Mar-96

ITEM	STRENGTH	UNIT OF ISSUE	START	RECEIVED	ISSUED	END BALANCE	DAYS	RETURN CORRECT AS AT
WATER								
20 TILED		LT						
GHANCOY (KIBUYE)	28		0	0	0	0	0.0	03 MAR 96
GHANCOY (KIGALI)	135		17500	0	0	17500	43.2	11 MAR 96
INDATT	540		12397	0	0	12397	7.7	14 MAR 96
INDENGR	203		4263	0	0	4263	7.0	13 MAR 96
INDSIGNAL	102		2619	0	0	2619	8.6	04 MAR 96
MALAWICOY	84		784	0	225	559	2.2	15 MAR 96
NICOY (NYUNDO)	99		4080	0	0	4080	13.7	06 MAR 96
NICOY (SHAGASHA)	45		1035	0	0	1035	7.7	05 MAR 96
TOTAL	1236		42578	0	225	42353	11.4	3L PER MAN PER DAY
BULK								
GHANCOY (KIBUYE)	28		0	0	0	0	0.0	03 MAR 96
GHANCOY (KIGALI)	135					0	0.0	11 MAR 96
INDATT	540		6100	0	0	6100	0.8	14 MAR 96
INDENGR	203		2200	0	0	2200	0.7	13 MAR 96
INDSIGNAL	102		500	0	0	500	0.3	04 MAR 96
MALAWICOY	84		0	0	0	0	0.0	15 MAR 96
NICOY (NYUNDO)	99		17000	0	0	17000	11.4	06 MAR 96
NICOY (SHAGASHA)	45		25000	0	0	25000	37.0	05 MAR 96
MILCB (BUTARE)	17		4500	0	0	4500	17.8	27 FEB 96
MILCB (GYANGGUDI)	28		8000	0	0	8000	20.6	20 JAN 96
MILCB (GITARAMA)	24		10000	0	0	10000	27.8	28 FEB 96
TOTAL	1236		73300	0	0	73300	4.0	15L PER MAN PER DAY
COMBAT RATION (SMALL TYPES)								
GHANCOY (KIBUYE)	28		0	0	0	0	0.0	03 MAR 96
GHANCOY (KIGALI)	135		165	0	0	165	1.4	11 MAR 96
INDATT	540		4815	0	0	4815	8.9	14 MAR 96
INDENGR	203		1421	0	0	1421	7.0	13 MAR 96
INDSIGNAL	102		753	0	0	753	7.4	04 MAR 96
MALAWICOY	84		978	0	12	966	11.5	15 MAR 96
NICOY (NYUNDO)	99		275	0	0	275	3.9	03 MAR 96
NICOY (SHAGASHA)	45		534	0	0	534	11.8	05 MAR 96
TOTAL	1236		9568	0	12	9556	7.6	
DIESEL								
GHANCOY (KIBUYE)	28		0	0	0	0		03 MAR 96
GHANCOY (KIGALI)	135		286	0	0	286		11 MAR 96
INDATT	540		4410	0	0	4410	15.9	14 MAR 96
INDENGR	203		0	0	0	0	0.0	13 MAR 96
INDSIGNAL	102		0	0	0	0		04 MAR 96
MALAWICOY	84		0	0	0	0		15 MAR 96
NICOY (NYUNDO)	542		3300	0	0	3300	6.1	06 MAR 96
NICOY (SHAGASHA)	755		9300	0	0	9300	10.5	05 MAR 96
MILCB (BUTARE)	159		3609	0	0	3609	12.5	27 FEB 96
MILCB (GYANGGUDI)	85		500	0	0	500		20 JAN 96
MILCB (GITARAMA)	175		1400	0	0	1400	24.7	28 FEB 96
TOTAL DIESEL	2365		24910	0	0	24910	10.5	
GASOLINE								
GHANCOY (KIBUYE)						0		03 MAR 96
GHANCOY (KIGALI)						0		11 MAR 96
INDATT	4		135	0	0	135		13 MAR 96
MALAWICOY						0		15 MAR 96
NICOY (NYUNDO)			80	0	3	80		11 MAR 96
NICOY (SHAGASHA)	33		533	0	0	533	14.0	05 MAR 96
MILCB (BUTARE)						0		27 FEB 96
MILCB (GYANGGUDI)			160	0	0	160		20 JAN 96
MILCB (GITARAMA)			215	0	0	215		28 FEB 96
TOTAL GASOLINE	42	0	1123	0	3	1123	25.7	

DAILY 2ND LINE CBT SUP SITREP:

15-Mar-96

ITEM	WHERE HELD	UNIT OF ISSUE	START	RECEIVED	ISSUED	END BALANCE	DAYS	REMARKS
WATER								
BOTTLED	Log base	LT	22,088	0	0	22,088	6.03	3L PER MAN PER DAY
FORCE BOTTLE RESERVE	UNAMIRHQ&Trafiopro	LT	21,958	0	0	21,958	5.99	3L PER MAN PER DAY
TOTAL BOTTLED		LT	44,046	0	0	44,046	12	3L PER MAN PER DAY
BULK B&R	Trafiopro	LT	165,000	15,000	20,000	160,000	8.73	15 L PER MAN PER DAY
TOTAL WATER			209,046	15,000	20,000	204,046	20.7	
COMBAT RATIONS								
Log base								
FRENCH		EA	5,060	0	0	5,060		
HELP PACK		EA	0	0	0	0		
SOUTH AFRICAN		EA	1,490	0	0	1,490		
AUSTRALIAN		EA	10,380	0	0	10,380		
TOTAL COMBAT RATIONS		EA	16,930	0	0	16,930	13.9	
DIESEL								
55 FLSSG	Trafiopro	LT	43,825	30,000	4,866	69,159		
55 FLSS	LOGBASE	LT	52,770	60,000	3,130	109,540		
SS S/STATION		LT	0	0	0	0		
VECO		LT	13,344	0	2,241	11,003		
TOTAL DIESEL		LT	109,939	90,000	10,137	189,802	13.9	
AV DAILY USAGE	13642	LT						
GASOLINE								
TOTAL SS S/STATION		LT	9,619	0	383	9,236	9.9	
AV DAILY USAGE	936	LT						
JET A1								
BULK	Kigali Airport	LT	90,485	0	1,586	88,899		
PACKAGED	Kigali Airport	LT	4,700	0	4,700	0		
TOTAL JET A-1		LT	95,185	0	5,286	88,899	44.0	
AV DAILY USAGE	2022	LT						

DAILY TOTAL CBT SUP. JTR REP

13-MAR-03

DISTRIBUTION

PERIOD COVERED 15:00 HRS 13 MAR 03 TO 15:00 HRS 14 MAR 03

FORCE STRENGTH:

CONTINGENT: 1222

HQ/MILOBS: 128

TOTAL: 1350

CLOGO

SUMMO

G3 OPS

CISS

FILE

REPORT CORRECT AS AT:

13-MAR-03

15:00

ITEM	WHERE HELD	UNIT OF ISSUE	START	ISSUED	ISSUED	END	DAYS	REMARKS
WATER								
BOTTLED								
1ST LINE		LT	40375	0	0	40375		
2ND LINE	LOG BASE	LT	40000	0	0	40000		
TOTAL BOTTLED WATER		LT	80375	0	0	80375	21.0	10-21 MAR 03 PER DAY
BULK								
1ST LINE		LT	70000	5500	0	70000		
2ND LINE	TRANSPO	LT	120000	80000	20000	120000		
TOTAL BULK WATER		LT	190000	85500	20000	190000	11.5	11-21 MAR 03 PER DAY
TOTAL WATER								
1ST LINE		LT	108375	5500	0	108375		
2ND LINE		LT	180000	85500	20000	180000		
TOTAL WATER IN THEATRE		LT	288375	90500	20000	288375	32.5	
COMBAT RATIONS								
1ST LINE		EA	60000	0	0	60000		
2ND LINE	LOG BASE	EA	10000	1000	0	10000		
TOTAL CBT RATIONS IN THEATRE		EA	70000	1000	0	70000	21.0	
DIESEL								
1ST LINE		LT	25000	0	125	24975		
2ND LINE		LT	110021	6650	6632	109903		
TOTAL DIESEL IN THEATRE		LT	135021	6650	6757	134248	3.9	
AV DAILY USAGE	13642	LT						
GASOLINE								
1ST LINE		LT	1123	0	0	1123		
2ND LINE		LT	9640	0	21	9619		
TOTAL GASOLINE IN THEATRE		LT	10763	0	21	10742	11.5	
AV DAILY USAGE	938	LT						
JET A-1								
TOTAL JET A-1 IN THEATRE		LT	96010	0	1125	95185	47.1	
AV DAILY USAGE	2022	LT						

DAILY AND LINE OUT OUT STATION

10-10-1960

ITEM	WHERE HELD	UNIT OF ISSUE	STOCK	RECEIVED	ISSUED	END BALANCE	DATE	REMARKS
WATER								
BOTTLED -	Log base	LT	24,000	0	2,000	22,000	0.08	SL PER MAN PER DAY
FORCE BOTTLE RESERVE	UNAMINHO	LT	21,000	0	0	21,000	0.08	SL PER MAN PER DAY
TOTAL BOTTLED		LT	45,000	0	2,000	43,000		SL PER MAN PER DAY
BULK WATER	Tridpro	LT	120,000	65,000	23,000	15,000	0.16	LT PER MAN PER DAY
TOTAL WATER			165,000	65,000	25,000	108,000	21.0	
COMBAT RATIONS	Log base							
FRENCH		EA	5,060	0	0	5,060		
HELP PACK		EA	0	0	0	0		
SOUTH AFRICAN		EA	1,490	0	0	1,490		
AUSTRALIAN		EA	11,380	1,000	0	10,380		
TOTAL COMBAT RATIONS		EA	17,930	1,000	0	16,930	11.0	
DIESEL								
LOG BASE	Tridpro	LT	47,620	0	3,695	43,925		
LOG BASE	LOGBASE	LT	54,411	0	1,641	52,770		
SS STATION		LT	0	0	0	0		
WAGO		LT	6,000	6,550	1,200	13,344		
TOTAL DIESEL		LT	108,031	6,550	4,895	106,636	5.1	
AV DAILY USAGE	18042	LT						
GASOLINE								
TOTAL/SS STATION		LT	9,640	0	21	9,619	10.3	
AV DAILY USAGE	836	LT						
JET A1								
BULK	Kigali Airport	LT	91,610	0	1,125	90,485		
PACKAGED	Kigali Airport	LT	4,700	0	0	4,700		
TOTAL JET A-1		LT	96,310	0	1,125	95,185	47.1	
AV DAILY USAGE	2022	LT						

COMBAT SUPPLIES USAGE AND STOCK CHARTS

DAYS STOCK IN THEATRE

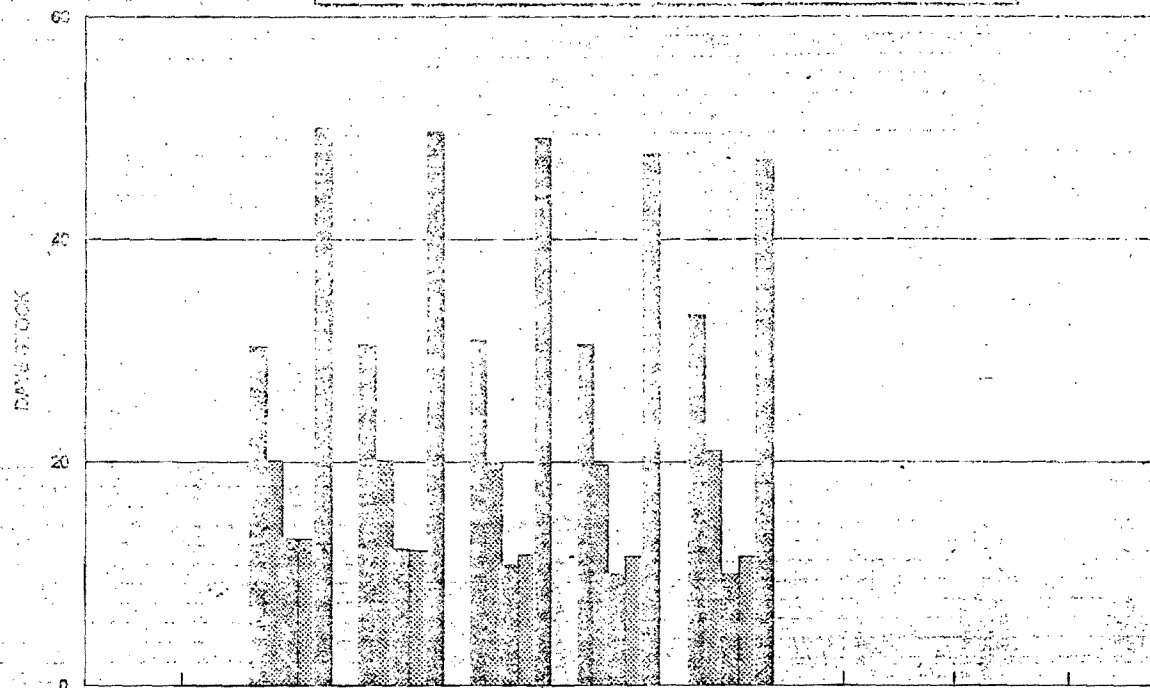
WATER	0	30.4	30.6	31	30.6	33.2
C RATION	0	20.1	20.1	19.9	19.7	21
DIESEL	0	13.1	12.2	10.7	9.9	9.9
GASOLINE	0	13.1	12	11.6	11.5	11.5
JET A-1	0	50	49.6	49	47.6	47.1

AS OF 0800 SUN MON TUE WED THU FRI SAT
 09-Mar 10-Mar 11-Mar 12-Mar 13-Mar 14-Mar 15-Mar

7 7 Days Res

COMBAT SUPPLIES THEATRE HOLDINGS

WEEK 09 MAR 63 - 15 MAR 63



DATE	AS OF 0800	SUN	MON	TUE	WED	THU	FRI	SAT
Water	0	30.4	30.6	31	30.6	33.2		
C Rations	0	20.1	20.1	19.9	19.7	21		
Diesel	0	13.1	12.2	10.7	9.9	9.9		
Gasoline	0	13.1	12	11.6	11.5	11.5		
Jet A-1	0	50	49.6	49	47.6	47.1		

NAME	DATE OF BIRTH	DATE OF DEATH	AGE	SEX	RELATIONSHIP	EDUCATION	RELIGION	ETHNICITY	DATE OF ENTRY	DATE OF DEPARTURE
WILLIAM J. BROWN	1925	1985	60	M	Wife	High School	Protestant	White	1950	1985
JOHN A. SMITH	1930	1990	60	M	Wife	High School	Catholic	White	1955	1990
MARY K. JONES	1935	1995	60	F	Wife	High School	Protestant	White	1960	1995
ROBERT L. GARCIA	1940	1998	58	M	Wife	High School	Catholic	Hispanic	1965	1998
ANNE M. ROSS	1945	2000	55	F	Wife	High School	Protestant	White	1970	2000
CHARLES E. WILSON	1950	2002	52	M	Wife	High School	Catholic	White	1975	2002
ELIZABETH A. HARRIS	1955	2005	50	F	Wife	High School	Protestant	White	1980	2005
THOMAS J. MILLER	1960	2008	48	M	Wife	High School	Catholic	White	1985	2008
JOAN D. CLARK	1965	2010	45	F	Wife	High School	Protestant	White	1990	2010
DAVID R. LEWIS	1970	2012	42	M	Wife	High School	Catholic	White	1995	2012
SARAH L. WALKER	1975	2015	40	F	Wife	High School	Protestant	White	2000	2015
JOHN P. KING	1980	2018	38	M	Wife	High School	Catholic	White	2005	2018
MICHAEL S. BAKER	1985	2020	35	M	Wife	High School	Protestant	White	2010	2020
AMANDA K. GREEN	1990	2022	32	F	Wife	High School	Catholic	White	2015	2022
CHRISTOPHER J. ADAMS	1995	2023	28	M	Wife	High School	Protestant	White	2020	2023
STEPHANIE M. NELSON	2000	2024	24	F	Wife	High School	Catholic	White	2022	2024
ANTHONY D. HILL	2005	2025	20	M	Wife	High School	Protestant	White	2024	2025
EMILY R. SCOTT	2010	2026	15	F	Wife	High School	Catholic	White	2025	2026
DAVID A. NELSON	2015	2027	10	M	Wife	High School	Protestant	White	2026	2027
JOHANNA L. BROWN	2020	2028	5	F	Wife	High School	Catholic	White	2027	2028
LEWIS J. MILLER	2025	2029	0	M	Wife	High School	Protestant	White	2028	2029
WILLIAM H. JONES	2030	2030	0	M	Wife	High School	Catholic	White	2029	2030
CHARLOTTE E. SMITH	2035	2035	0	F	Wife	High School	Protestant	White	2030	2035
JOHN K. ROSS	2040	2040	0	M	Wife	High School	Catholic	White	2035	2040
MARY L. WILSON	2045	2045	0	F	Wife	High School	Protestant	White	2040	2045
ROBERT M. GARCIA	2050	2050	0	M	Wife	High School	Catholic	Hispanic	2045	2050
ANNE N. ROSS	2055	2055	0	F	Wife	High School	Protestant	White	2050	2055
CHARLES F. WILSON	2060	2060	0	M	Wife	High School	Catholic	White	2055	2060
ELIZABETH B. HARRIS	2065	2065	0	F	Wife	High School	Protestant	White	2060	2065
THOMAS K. MILLER	2070	2070	0	M	Wife	High School	Catholic	White	2065	2070
JOAN E. CLARK	2075	2075	0	F	Wife	High School	Protestant	White	2070	2075
DAVID G. LEWIS	2080	2080	0	M	Wife	High School	Catholic	White	2075	2080
SARAH H. WALKER	2085	2085	0	F	Wife	High School	Protestant	White	2080	2085
JOHN I. KING	2090	2090	0	M	Wife	High School	Catholic	White	2085	2090
MICHAEL L. BAKER	2095	2095	0	M	Wife	High School	Protestant	White	2090	2095
AMANDA O. GREEN	2100	2100	0	F	Wife	High School	Catholic	White	2095	2100
CHRISTOPHER P. ADAMS	2105	2105	0	M	Wife	High School	Protestant	White	2100	2105
STEPHANIE Q. NELSON	2110	2110	0	F	Wife	High School	Catholic	White	2105	2110
ANTHONY R. HILL	2115	2115	0	M	Wife	High School	Protestant	White	2110	2115
EMILY S. SCOTT	2120	2120	0	F	Wife	High School	Catholic	White	2115	2120
DAVID T. NELSON	2125	2125	0	M	Wife	High School	Protestant	White	2120	2125
JOHANNA U. BROWN	2130	2130	0	F	Wife	High School	Catholic	White	2125	2130
LEWIS V. MILLER	2135	2135	0	M	Wife	High School	Protestant	White	2130	2135
WILLIAM W. JONES	2140	2140	0	M	Wife	High School	Catholic	White	2135	2140
CHARLOTTE X. SMITH	2145	2145	0	F	Wife	High School	Protestant	White	2140	2145
JOHN Y. ROSS	2150	2150	0	M	Wife	High School	Catholic	White	2145	2150
MARY Z. WILSON	2155	2155	0	F	Wife	High School	Protestant	White	2150	2155
ROBERT AA. GARCIA	2160	2160	0	M	Wife	High School	Catholic	Hispanic	2155	2160
ANNE BB. ROSS	2165	2165	0	F	Wife	High School	Protestant	White	2160	2165
CHARLES CC. WILSON	2170	2170	0	M	Wife	High School	Catholic	White	2165	2170
ELIZABETH DD. HARRIS	2175	2175	0	F	Wife	High School	Protestant	White	2170	2175
THOMAS EE. MILLER	2180	2180	0	M	Wife	High School	Catholic	White	2175	2180
JOAN FF. CLARK	2185	2185	0	F	Wife	High School	Protestant	White	2180	2185
DAVID GG. LEWIS	2190	2190	0	M	Wife	High School	Catholic	White	2185	2190
SARAH HH. WALKER	2195	2195	0	F	Wife	High School	Protestant	White	2190	2195
JOHN II. KING	2200	2200	0	M	Wife	High School	Catholic	White	2195	2200
MICHAEL JJ. BAKER	2205	2205	0	M	Wife	High School	Protestant	White	2200	2205
AMANDA KK. GREEN	2210	2210	0	F	Wife	High School	Catholic	White	2205	2210
CHRISTOPHER LL. ADAMS	2215	2215	0	M	Wife	High School	Protestant	White	2210	2215
STEPHANIE MM. NELSON	2220	2220	0	F	Wife	High School	Catholic	White	2215	2220
ANTHONY NN. HILL	2225	2225	0	M	Wife	High School	Protestant	White	2220	2225
EMILY OO. SCOTT	2230	2230	0	F	Wife	High School	Catholic	White	2225	2230
DAVID PP. NELSON	2235	2235	0	M	Wife	High School	Protestant	White	2230	2235
JOHANNA QQ. BROWN	2240	2240	0	F	Wife	High School	Catholic	White	2235	2240
LEWIS RR. MILLER	2245	2245	0	M	Wife	High School	Protestant	White	2240	2245
WILLIAM SS. JONES	2250	2250	0	M	Wife	High School	Catholic	White	2245	2250
CHARLOTTE TT. SMITH	2255	2255	0	F	Wife	High School	Protestant	White	2250	2255
JOHN UU. ROSS	2260	2260	0	M	Wife	High School	Catholic	White	2255	2260
MARY VV. WILSON	2265	2265	0	F	Wife	High School	Protestant	White	2260	2265
ROBERT WW. GARCIA	2270	2270	0	M	Wife	High School	Catholic	Hispanic	2265	2270
ANNE XX. ROSS	2275	2275	0	F	Wife	High School	Protestant	White	2270	2275
CHARLES YY. WILSON	2280	2280	0	M	Wife	High School	Catholic	White	2275	2280
ELIZABETH ZZ. HARRIS	2285	2285	0	F	Wife	High School	Protestant	White	2280	2285
THOMAS AAA. MILLER	2290	2290	0	M	Wife	High School	Catholic	White	2285	2290
JOAN BBB. CLARK	2295	2295	0	F	Wife	High School	Protestant	White	2290	2295
DAVID CCC. LEWIS	2300	2300	0	M	Wife	High School	Catholic	White	2295	2300
SARAH DDD. WALKER	2305	2305	0	F	Wife	High School	Protestant	White	2300	2305
JOHN EEE. KING	2310	2310	0	M	Wife	High School	Catholic	White	2305	2310
MICHAEL FFF. BAKER	2315	2315	0	M	Wife	High School	Protestant	White	2310	2315
AMANDA GGG. GREEN	2320	2320	0	F	Wife	High School	Catholic	White	2315	2320
CHRISTOPHER HHH. ADAMS	2325	2325	0	M	Wife	High School	Protestant	White	2320	2325
STEPHANIE III. NELSON	2330	2330	0	F	Wife	High School	Catholic	White	2325	2330
ANTHONY LLL. HILL	2335	2335	0	M	Wife	High School	Protestant	White	2330	2335
EMILY MMM. SCOTT	2340	2340	0	F	Wife	High School	Catholic	White	2335	2340
DAVID NNN. NELSON	2345	2345	0	M	Wife	High School	Protestant	White	2340	2345
JOHANNA OOO. BROWN	2350	2350	0	F	Wife	High School	Catholic	White	2345	2350
LEWIS PPP. MILLER	2355	2355	0	M	Wife	High School	Protestant	White	2350	2355
WILLIAM QQQ. JONES	2360	2360	0	M	Wife	High School	Catholic	White	2355	2360
CHARLOTTE RRR. SMITH	2365	2365	0	F	Wife	High School	Protestant	White	2360	2365
JOHN SSS. ROSS	2370	2370	0	M	Wife	High School	Catholic	White	2365	2370
MARY TTT. WILSON	2375	2375	0	F	Wife	High School	Protestant	White	2370	2375
ROBERT UUU. GARCIA	2380	2380	0	M	Wife	High School	Catholic	Hispanic	2375	2380
ANNE VVV. ROSS	2385	2385	0	F	Wife	High School	Protestant	White	2380	2385
CHARLES WWW. WILSON	2390	2390	0	M	Wife	High School	Catholic	White	2385	2390
ELIZABETH XXX. HARRIS	2395	2395	0	F	Wife	High School	Protestant	White	2390	2395
THOMAS YYY. MILLER	2400	2400	0	M	Wife	High School	Catholic	White	2395	2400
JOAN ZZZ. CLARK	2405	2405	0	F	Wife	High School	Protestant	White	2400	2405
DAVID AAA. LEWIS	2410	2410	0	M	Wife	High School	Catholic	White	2405	2410
SARAH BBB. WALKER	2415	2415	0	F	Wife	High School	Protestant	White	2410	2415
JOHN CCC. KING	2420	2420	0	M	Wife	High School	Catholic	White	2415	2420
MICHAEL DDD. BAKER	2425	2425	0	M	Wife	High School	Protestant	White	2420	2425
AMANDA EEE. GREEN	2430	2430	0	F	Wife	High School	Catholic	White	2425	2430
CHRISTOPHER FFF. ADAMS	2435	2435	0	M	Wife	High School	Protestant	White	2430	2435
STEPHANIE GGG. NELSON	2440	2440	0	F	Wife	High School	Catholic	White	2435	2440
ANTHONY HHH. HILL	2445	2445	0	M	Wife	High School	Protestant	White	2440	2445
EMILY III. SCOTT	2450	2450	0	F	Wife	High School	Catholic	White	2445	2450
DAVID LLL. NELSON	2455	2455	0	M	Wife	High School	Protestant	White	2450	2455
JOHANNA MMM. BROWN	2460	2460	0	F	Wife	High School	Catholic	White	2455	2460
LEWIS NNN. MILLER	2465	2465	0	M	Wife	High School	Protestant	White	2460	2465
WILLIAM OOO. JONES	2470	2470	0	M	Wife	High School	Catholic	White	2465	2470
CHARLOTTE PPP. SMITH	2475	2475	0	F	Wife	High School	Protestant	White	2470	2475
JOHN QQQ. ROSS	2480	2480	0	M	Wife	High School	Catholic	White	2475	2480
MARY RRR. WILSON	2485	2485	0	F	Wife	High School	Protestant	White	2480	2485
ROBERT SSS. GARCIA	2490	2490	0	M	Wife	High School	Catholic	Hispanic	2485	2490
ANNE TTT. ROSS	2495	2495	0	F	Wife	High School	Protestant	White	2490	2495
CHARLES UUU. WILSON	2500	2500	0	M	Wife	High School	Catholic	White	2495	2500
ELIZABETH VVV. HARRIS	2505	2505	0	F	Wife	High School	Protestant	White	2500	2505
THOMAS WWW. MILLER	2510	2510	0	M	Wife	High School	Catholic	White	2505	2510
JOAN XXX. CLARK	2515	2515	0	F	Wife	High School	Protestant	White	2510	2515
DAVID YYY. LEWIS	2520	2520	0	M	Wife	High School	Catholic	White	2515	2520
SARAH ZZZ. WALKER	2525	2525	0	F	Wife	High School	Protestant	White	2520	2525
JOHN AAA. KING	2530	2530	0	M	Wife	High School	Catholic	White	2525	2530
MICHAEL BBB. BAKER	2535	2535	0	M	Wife	High School	Protestant	White	2530	2535
AMANDA CCC. GREEN	2540	2540	0	F	Wife	High School	Catholic	White	2535	2540
CHRISTOPHER DDD. ADAMS	2545	2545	0	M	Wife	High School	Protestant	White	2540	2545
STEPHANIE EEE. NELSON	2550	2550	0	F	Wife	High School	Catholic	White	2545	2550
ANTHONY FFF. HILL	2555	2555	0	M	Wife	High School	Protestant	White	2550	2555
EMILY GGG. SCOTT	2560	2560	0	F	Wife	High School	Catholic	White	2555	2560
DAVID HHH. NELSON	2565	2565	0	M	Wife	High School	Protestant	White	2560	2565
JOHANNA III. BROWN	2570	2570	0	F	Wife	High School	Catholic	White	2565	2570
LEWIS LLL. MILLER	2575	2575	0	M	Wife	High School	Protestant	White	2570	2575
WILLIAM MMM. JONES	2580	2580	0	M	Wife	High School	Catholic	White	2575	2580
CHARLOTTE NNN. SMITH	2585	2585	0	F	Wife	High School	Protestant	White	2580	2585
JOHN OOO. ROSS	2590	2590	0	M	Wife	High School	Catholic	White	2585	2590
MARY PPP. WILSON	2595	2595	0	F	Wife	High School	Protestant	White	2590	2595
ROBERT QQQ. GARCIA	2600	2600	0	M						

DAILY TOTAL CBT SUP SITREP

07-Mar-96

DISTRIBUTION

PERIOD COVERED 15:00 HRS 06 MAR 96 TO 15:00 HRS 07 MAR 96

FORCE STRENGTH:

CONTINGENTS:

1229

HQ/MILOBS:

168

TOTAL:

1397

CLOGO
SUMMOCISS
FILE

REPORT CORRECT AS AT:

07-Mar-96

16:54

ITEM	WHERE HELD	UNIT OF ISSUE	START	RECEIVED	ISSUED	END BALANCE	DAYS	REMARKS
WATER								
BOTTLED								
1ST LINE		LT	42717	0	15	42702		
2ND LINE	LOG BASE	LT	46904	0	90	46814		
TOTAL BOTTLED WATER		LT	89621	0	105	89518	21.4	3L PER MAN PER DAY
BULK								
1ST LINE		LT	81100	4000	12550	72550		
2ND LINE	TRAFIPRO	LT	60000	75000	25000	110000		
TOTAL BULK WATER		LT	141100	79000	37550	182550	8.7	15L PER MAN PER DAY
TOTAL WATER								
1ST LINE		LT	123817	4000	12565	115252		
2ND LINE		LT	106904	75000	25090	156814		
TOTAL WATER IN THEATRE		LT	230721	79000	37655	272068	30.1	
COMBAT RATIONS								
1ST LINE		EA	9006	0	30	8976		
2ND LINE	LOG BASE	EA	17644	0	0	17644		
TOTAL CBT RATIONS IN THEATRE		EA	26650	0	30	26620	19.1	
DIESEL								
1ST LINE		LT	27555	0	1625	25930		
2ND LINE		LT	94893	14645	28131	83407		
TOTAL DIESEL IN THEATRE		LT	122448	14645	27756	109337	8.0	
AV DAILY USAGE	13642	LT						
GASOLINE								
1ST LINE		LT	1928	0	80	1848		
2ND LINE		LT	11801	0	462	11339		
TOTAL GASOLINE IN THEATRE		LT	13729	0	542	13187	14.1	
AV DAILY USAGE	936	LT						
JET A-1								
TOTAL JET A-1 IN THEATRE		LT	106279	0	1835	104444	51.7	
AV DAILY USAGE	2022	LT						

COMBAT SUPPLIES USAGE AND STOCK CHARTS

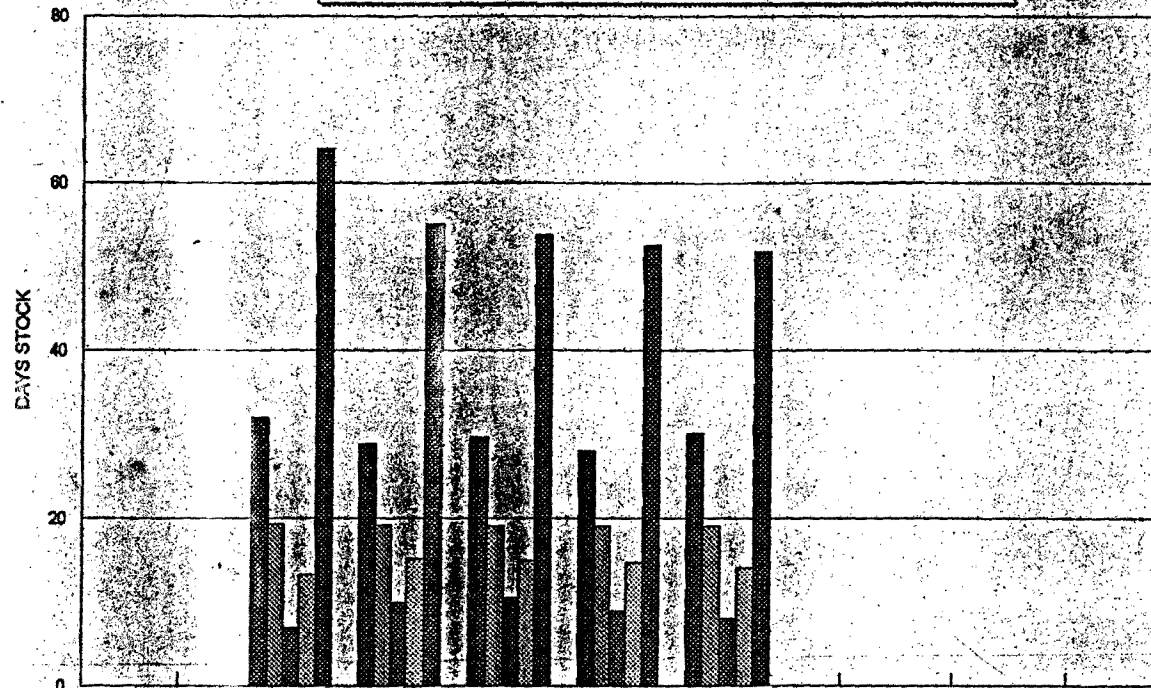
DAYS STOCK IN THEATRE

WATER	0	32	28.9	29.7	28.1	30.1
C RATION	0	19.3	19.2	19.1	19.1	19.1
DIESEL	0	6.9	9.9	10.6	9	8
GASOLINE	0	13.3	15.2	15	14.7	14.1
JET A-1	0	64.1	55.1	53.8	52.8	51.7

AS OF 0800 SUN MON TUE WED THU FRI SAT
 03-Mar 04-Mar 05-Mar 06-Mar 07-Mar 08-Mar 09-Mar
 7 7 7 7 7 7 7 7 7 Days Res

COMBAT SUPPLIES THEATRE HOLDINGS

WEEK 03 MAR 96 - 09 MAR 96



DATE	AS OF 0800	SUN	MON	TUE	WED	THU	FRI	SAT
Water	0	32	28.9	29.7	28.1	30.1		
C Rations	0	19.3	19.2	19.1	19.1	19.1		
Diesel	0	6.9	9.9	10.6	9	8		
Gasoline	0	13.3	15.2	15	14.7	14.1		
Jet A-1	0	64.1	55.1	53.8	52.8	51.7		

DAILY 2ND LINE CBT SUP SITREP:

07-Mar-96

ITEM	WHERE HELD	UNIT OF ISSUE	START	RECEIVED	ISSUED	END BALANCE	DAYS	REMARKS
WATER								
BOTTLED	Log base	LT	24,946	0	90	24,856	6.74	3L PER MAN PER DAY
FORCE BOTTLE RESERVE	UNAMIRHQ&Trafipro	LT	21,958	0	0	21,958	5.96	3L PER MAN PER DAY
TOTAL BOTTLED		LT	46,904	0	90	46,814	12.7	3L PER MAN PER DAY
BULK B&R	Trafipro	LT	60,000	75,000	25,000	110,000	5.97	15 L PER MAN PER DAY
TOTAL WATER			106,904	75,000	25,090	156,814	18.7	
COMBAT RATIONS								
	Log base							
FRENCH		EA	6,264	0	0	6,264		
HELP PACK		EA	0	0	0	0		
SOUTH AFRICAN		EA	0	0	0	0		
AUSTRALIAN		EA	11,380	0	0	11,380		
TOTAL COMBAT RATIONS		EA	17,644	0	0	17,644	14.4	
DIESEL								
95 FLSG	Trafipro	LT	28,689	14,645	4,492	38,842		
95 FLSG	LOGBASE	LT	55,811	0	19,803	36,008		
SS S/ STATION		LT	0	0	0	0		
IVECO		LT	10,393	0	1,836	8,557		
TOTAL DIESEL		LT	94,893	14,645	26,131	83,407	6.1	
AV DAILY USAGE	13642	LT						
GASOLINE								
TOTAL/SS S/ STATION		LT	11,801	0	462	11,339	12.1	
AV DAILY USAGE	936	LT						
JET A1								
BULK	Kigali Airport	LT	101,579	0	1,835	99,744		
PACKAGED	Kigali Airport	LT	4,700	0	0	4,700		
TOTAL JET A-1		LT	106,279	0	1,835	104,444	51.7	
AV DAILY USAGE	2022	LT						

07-Mar-96

ITEM	STRENGTH	UNIT OF ISSUE	START	RECEIVED	ISSUED	END BALANCE	DAYS	RETURN CORREC
WATER								
BOTTLED		LT						
GHANCOY (KIBUYE)	28		0	0	0	0	0.0	03 MAR 96
GHANCOY (KIGALI)	135		17500	0	0	17,500	43.2	11 MAR 96
INDBATT	540		12,397	0	0	12,397	7.7	06 MAR 96
INDENGR	203		4,263	0	0	4,263	7.0	06 MAR 96
INDSIGNAL	102		2,619	0	0	2,619	8.6	04 MAR 96
MALAWICOY	84		808	0	0	808	3.2	07 MAR 96
NICOY (NYUNDO)	99		4,095	0	15	4,080	13.7	06 MAR 96
NICOY (SHAGASHA)	45		1,035	0	0	1,035	7.7	05 MAR 96
TOTAL	1238		42,717	0	15	42,702	11.5	3L PER MAN PER DAY
BULK								
GHANCOY (KIBUYE)	28		0	0	0	0	0.0	03 MAR 96
GHANCOY (KIGALI)	135					0	0.0	11 MAR 96
INDBATT	540		8,600	2,000	3,450	7,150	0.9	06 MAR 96
INDENGR	203		500	2,000	2,100	400	0.1	06 MAR 96
INDSIGNAL	102		500	0	0	500	0.3	04 MAR 96
MALAWICOY	84		0	0	0	0	0.0	07 MAR 96
NICOY (NYUNDO)	99		24,000	0	7,000	17,000	11.4	06 MAR 96
NICOY (SHAGASHA)	45		25,000	0	0	25,000	37.0	05 MAR 96
MILOB (BUTARE)	17		4,500	0	0	4,500	17.6	27 FEB 96
MILOB (CYANGUGU)	26		8,000	0	0	8,000	20.5	20 JAN 96
MILOB (GITARAMA)	24		10,000	0	0	10,000	27.8	28 FEB 96
TOTAL	1238		81,100	4,000	12,550	72,550	3.9	15L PER MAN PER DAY
COMBAT RATIONS(ALL TYPES)								
GHANCOY (KIBUYE)	28		0	0	0	0	0.0	03 MAR 96
GHANCOY (KIGALI)	135		185	0	0	185	1.4	11 MAR 96
INDBATT	540		4,815	0	0	4,815	8.9	06 MAR 96
INDENGR	203		1,421	0	0	1,421	7.0	06 MAR 96
INDSIGNAL	102		758	0	0	758	7.4	04 MAR 96
MALAWICOY	84		588	0	0	588	7.0	07 MAR 96
NICOY (NYUNDO)	99		715	0	30	685	6.9	06 MAR 96
NICOY (SHAGASHA)	45		524	0	0	524	11.6	05 MAR 96
TOTAL	1238		9,006	0	30	8,976	7.3	
ITEM	CONTINGENT AVG DAILY	UNIT OF ISSUE	START	RECEIVED	ISSUED	END BALANCE	DAYS	RETURN CORRECT AS AT
DIESEL								
GHANCOY (KIBUYE)	38		5	0	0	5		03 MAR 96
GHANCOY (KIGALI)			266	0	0	266		11 MAR 96
INDBATT	278		3,355	0	125	3,230	11.6	06 MAR 96
INDENGR	160		2,200	0	0	2,200	13.8	06 MAR 96
INDSIGNAL						0		04 MAR 96
MALAWICOY						0		07 MAR 96
NICOY (NYUNDO)	542		4,800	0	1,500	3,300	6.1	06 MAR 96
NICOY (SHAGASHA)	795		8,320	0	0	8,320	10.5	05 MAR 96
MILOB (BUTARE)	289		3,609	0	0	3,609	12.5	27 FEB 96
MILOB (CYANGUGU)	85		600	0	0	600		20 JAN 96
MILOB (GITARAMA)	178		4,400	0	0	4,400	24.7	28 FEB 96
TOTAL DIESEL	2365		27,555	0	1,625	25,930	11.0	
GASOLINE								
GHANCOY (KIBUYE)						0		03 MAR 96
GHANCOY (KIGALI)						0		11 MAR 96
INDENGR	4		860	0	0	860		06 MAR 96
MALAWICOY						0		07 MAR 96
NICOY (NYUNDO)			160	0	80	80		06 MAR 96
NICOY (SHAGASHA)	38		533	0	0	533	14.0	05 MAR 96
MILOB (BUTARE)						0		27 FEB 96
MILOB (CYANGUGU)			160	0	0	160		20 JAN 96
MILOB (GITARAMA)			215	0	0	215		28 FEB 96
TOTAL GASOLINE	42	0	1928	0	80	1848	44.0	

DAILY TOTAL CBT SUP SITREP

06-Mar-96

DISTRIBUTION

PERIOD COVERED 15:00 HRS 05 MAR 96 TO 15:00 HRS 06 MAR 96

FORCE STRENGTH:

CONTINGENTS: 1229

HQ/MILOBS: 168

TOTAL: 1397

CLOGO
SUMMOCISS
FILE

REPORT CORRECT AS AT:

06-Mar-96

15:32

ITEM	WHERE HELD	UNIT OF ISSUE	START	RECEIVED	ISSUED	END BALANCE	DAYS	REMARKS
WATER								
BOTTLED								
1ST LINE		LT	42736	0	19	42717		
2ND LINE	LOG BASE	LT	46904	0	0	46904		
TOTAL BOTTLED WATER		LT	89640	0	19	89621	21.4	3L PER MAN PER DAY
BULK								
1ST LINE		LT	78900	7500	5300	81100		
2ND LINE	TRAFIPRO	LT	95000	5000	40000	60000		
TOTAL BULK WATER		LT	173900	12500	45300	141100	6.7	15L PER MAN PER DAY
TOTAL WATER								
1ST LINE		LT	121636	7500	5319	123817		
2ND LINE		LT	141904	5000	40000	106904		
TOTAL WATER IN THEATRE		LT	263540	12500	45319	230721	28.1	
COMBAT RATIONS								
1ST LINE		EA	9025	0	19	9006		
2ND LINE	LOG BASE	EA	17644	0	0	17644		
TOTAL CBT RATIONS IN THEATRE		EA	26669	0	19	26650	19.1	
DIESEL								
1ST LINE		LT	30395	0	2840	27555		
2ND LINE		LT	113856	0	18963	94893		
TOTAL DIESEL IN THEATRE		LT	144251	0	21803	122448	9.0	
AV DAILY USAGE	13642	LT						
GASOLINE								
1ST LINE		LT	1928	0	0	1928		
2ND LINE		LT	12141	0	340	11801		
TOTAL GASOLINE IN THEATRE		LT	14069	0	340	13729	14.7	
AV DAILY USAGE	936	LT						
JET A-1								
TOTAL JET A-1 IN THEATRE		LT	108756	0	2477	106279	52.6	
AV DAILY USAGE	2022	LT						

COMBAT SUPPLIES USAGE AND STOCK CHARTS

DAYS STOCK IN THEATRE

WATER	0	32	28.9	29.7	28.1
C RATION	0	19.3	19.2	19.1	19.1
DIESEL	0	6.9	9.9	10.6	9
GASOLINE	0	13.3	15.2	15	14.7
JET A-1	0	64.1	55.1	53.8	52.6

AS OF 0800

SUN
03-Mar

7

MON
04-Mar

7

TUE
05-Mar

7

WED
06-Mar

7

THU
07-Mar

7

FRI
08-Mar

7

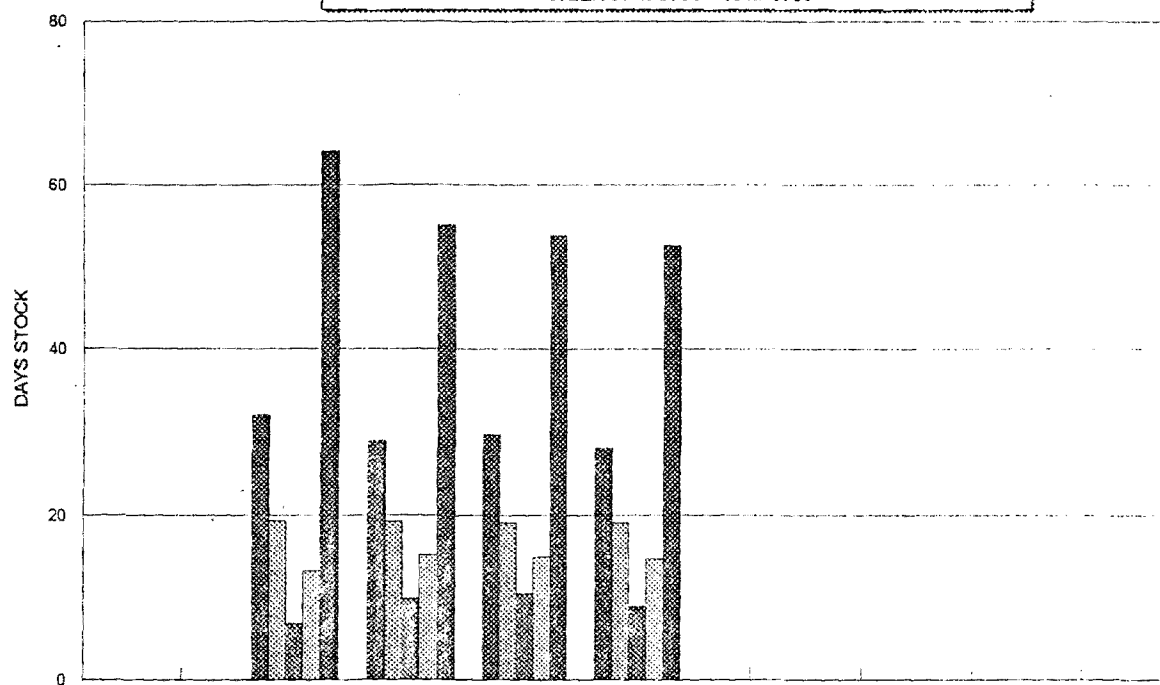
SAT
09-Mar

7

7 7 Days Res

COMBAT SUPPLIES THEATRE HOLDINGS

WEEK 03 MAR 96 - 09 MAR 96



DATE	AS OF 0800	SUN	MON	TUE	WED	THU	FRI	SAT
Water	0	32	28.9	29.7	28.1			
C Rations	0	19.3	19.2	19.1	19.1			
Diesel	0	6.9	9.9	10.6	9			
Gasoline	0	13.3	15.2	15	14.7			
Jet A-1	0	64.1	55.1	53.8	52.6			

DAILY 1ST LINE CBT SUP SITREP

06-Mar-96

ITEM	STRENGTH	UNIT OF ISSUE	START	RECEIVED	ISSUED	END BALANCE	DAYS	RETURN CORRECT AS A
WATER								
BOTTLED		LT						
GHANCOY (KIBUYE)	28		0	0	0	0	0.0	03 MAR 96
GHANCOY (KIGALI)	135		17500	0	0	17500	43.2	1 MAR 96
INDATT	540		12397	0	0	12397	7.7	06 MAR 96
INDENGR	203		4263	0	0	4263	7.0	05 MAR 96
INDSIGNAL	102		2619	0	0	2619	8.6	04 MAR 96
MALAWICOY	84		827	0	19	808	3.2	06 MAR 96
NICOY (NYUNDO)	99		4095	0	0	4095	13.8	05 MAR 96
NICOY (SHAGASHA)	45		1035	0	0	1035	7.7	05 MAR 96
TOTAL	1236		42736	0	19	42717	11.5	3L PER MAN PER DAY
BULK								
GHANCOY (KIBUYE)	28		0	0	0	0	0.0	03 MAR 96
GHANCOY (KIGALI)	135		0	0	0	0	0.0	1 MAR 96
INDATT	540		6300	5000	2700	8600	1.1	06 MAR 96
INDENGR	203		600	2500	2600	500	0.2	05 MAR 96
INDSIGNAL	102		500	0	0	500	0.3	04 MAR 96
MALAWICOY	84		0	0	0	0	0.0	06 MAR 96
NICOY (NYUNDO)	99		24000	0	0	24000	16.2	05 MAR 96
NICOY (SHAGASHA)	45		25000	0	0	25000	37.0	05 MAR 96
MILOB (BUTARE)	17		4500	0	0	4500	17.6	27 FEB 96
MILOB (CYANGUGU)	26		8000	0	0	8000	20.5	20 JAN 96
MILOB (GITARAMA)	24		10000	0	0	10000	27.8	28 FEB 96
TOTAL	1236		78900	7500	5300	81100	4.4	15L PER MAN PER DAY
COMBAT RATIONS(ALL TYPES)								
GHANCOY (KIBUYE)	28		0	0	0	0	0.0	03 MAR 96
GHANCOY (KIGALI)	135		185	0	0	185	1.4	1 MAR 96
INDATT	540		4815	0	0	4815	8.9	06 MAR 96
INDENGR	203		1421	0	0	1421	7.0	05 MAR 96
INDSIGNAL	102		758	0	0	758	7.4	04 MAR 96
MALAWICOY	84		607	0	19	588	7.0	06 MAR 96
NICOY (NYUNDO)	99		715	0	0	715	7.2	05 MAR 96
NICOY (SHAGASHA)	45		524	0	0	524	11.6	05 MAR 96
TOTAL	1236		9025	0	19	9006	7.3	
DIESEL								
GHANCOY (KIBUYE)	38		2120	0	2115	5		03 MAR 96
GHANCOY (KIGALI)			266	0	0	266		1 MAR 96
INDATT	278		4080	0	725	3355	12.1	06 MAR 96
INDENGR	160		2200	0	0	2200	13.8	05 MAR 96
INDSIGNAL						0		04 MAR 96
MALAWICOY						0		06 MAR 96
NICOY (NYUNDO)	542		4800	0	0	4800	8.9	05 MAR 96
NICOY (SHAGASHA)	795		8320	0	0	8320	10.5	05 MAR 96
MILOB (BUTARE)	289		3609	0	0	3609	12.5	27 FEB 96
MILOB (CYANGUGU)	85		600	0	0	600		20 JAN 96
MILOB (GITARAMA)	178		4400	0	0	4400	24.7	28 FEB 96
TOTAL DIESEL	2365		30395	0	2840	27555	11.7	
GASOLINE								
GHANCOY (KIBUYE)						0		03 MAR 96
GHANCOY (KIGALI)						0		1 MAR 96
INDENGR	4		860	0	0	860		05 MAR 96
MALAWICOY						0		06 MAR 96
NICOY (NYUNDO)			160	0	0	160		05 MAR 96
NICOY (SHAGASHA)	38		533	0	0	533	14.0	05 MAR 96
MILOB (BUTARE)						0		27 FEB 96
MILOB (CYANGUGU)			160	0	0	160		20 JAN 96
MILOB (GITARAMA)			215	0	0	215		28 FEB 96
TOTAL GASOLINE	42	0	1928	0	0	1928	45.9	

DAILY 2ND LINE CBT SUP SITREP:

06-Mar-96

ITEM	WHERE HELD	UNIT OF ISSUE	START	RECEIVED	ISSUED	END BALANCE	DAYS	REMARKS
WATER								
BOTTLED	Log base	LT	24,946	0	0	24,946	6.77	3L PER MAN PER DAY
FORCE BOTTLE RESERVE	UNAMIRHQ&Trafipro	LT	21,958	0	0	21,958	5.96	3L PER MAN PER DAY
TOTAL BOTTLED		LT	46,904	0	0	46,904	12.7	3L PER MAN PER DAY
BULK B&R	Trafipro	LT	95,000	5,000	40,000	60,000	3.25	15 L PER MAN PER DAY
TOTAL WATER			141,904	5,000	40,000	106,904	16.0	
COMBAT RATIONS								
	Log base							
FRENCH		EA	6,264	0	0	6,264		
HELP PACK		EA	0	0	0	0		
SOUTH AFRICAN		EA	0	0	0	0		
AUSTRALIAN		EA	11,380	0	0	11,380		
TOTAL COMBAT RATIONS		EA	17,644	0	0	17,644	14.4	
DIESEL								
95 FL5G	Trafipro	LT	31,832	0	3,143	28,689		
95 FL5G	LOGBASE	LT	69,312	0	13,501	55,811		
SS S/ STATION		LT	0	0	0	0		
IVECO		LT	12,712	0	2,319	10,393		
TOTAL DIESEL		LT	113,856	0	18,963	94,893	7.0	
AV DAILY USAGE	13642	LT						
GASOLINE								
TOTAL/SS S/ STATION		LT	12,141	0	340	11,801	12.6	
AV DAILY USAGE	936	LT						
JET A1								
BULK	Kigali Airport	LT	104,056	0	2,477	101,579		
PACKAGED	Kigali Airport	LT	4,700	0	0	4,700		
TOTAL JET A-1		LT	108,756	0	2,477	106,279	52.6	
AV DAILY USAGE	2022	LT						

DAILY TOTAL CBT SUP SITREP

05-Mar-96

DISTRIBUTION

PERIOD COVERED 15:00 HRS 04 MAR 96 TO 15:00 HRS 05 MAR 96

FORCE STRENGTH:

CONTINGENTS:

1229

HQ/MILOBS:

168

TOTAL:

1397

CLOGO
SUMMO

CISS
FILE

REPORT CORRECT AS AT:

05-Mar-96

16:52

ITEM	WHERE HELD	UNIT OF ISSUE	START	RECEIVED	ISSUED	END BALANCE	DAYS	REMARKS
WATER								
BOTTLED								
1ST LINE		LT	42922	0	188	42738		
2ND LINE	LOG BASE	LT	46904	0	0	46904		
TOTAL BOTTLED WATER		LT	89826	0	188	89640	21.4	3L PER MAN PER DAY
BULK								
1ST LINE		LT	42200	53000	16300	78900		
2ND LINE	TRAFIPRO	LT	114000	46000	65000	95000		
TOTAL BULK WATER		LT	156200	99000	81300	173900	8.3	15L PER MAN PER DAY
TOTAL WATER								
1ST LINE		LT	85122	53000	16486	121638		
2ND LINE		LT	160904	46000	65000	141904		
TOTAL WATER IN THEATRE		LT	246026	99000	81486	263540	29.7	
COMBAT RATIONS								
1ST LINE		EA	9215	0	190	9025		
2ND LINE	LOG BASE	EA	17644	0	0	17644		
TOTAL CBT RATIONS IN THEATRE		EA	26859	0	190	26669	19.1	
DIESEL								
1ST LINE		LT	32150	0	1755	30395		
2ND LINE		LT	102395	41413	29952	113858		
TOTAL DIESEL IN THEATRE		LT	134545	41413	31707	144251	10.6	
AV DAILY USAGE	13842	LT						
GASOLINE								
1ST LINE		LT	1988	0	60	1928		
2ND LINE		LT	12210	0	69	12141		
TOTAL GASOLINE IN THEATRE		LT	14198	0	129	14069	15.0	
AV DAILY USAGE	938	LT						
JET A-1								
TOTAL JET A-1 IN THEATRE		LT	111367	0	2611	108756	53.8	
AV DAILY USAGE	2022	LT						

COMBAT SUPPLIES USAGE AND STOCK CHARTS

DAYS STOCK IN THEATRE

WATER	0	32	28.9	29.7
C RATION	0	19.3	19.2	19.1
DIESEL	0	6.9	9.9	10.6
GASOLINE	0	13.3	15.2	15
JET A-1	0	64.1	55.1	53.8

AS OF 0800

SUN
03-Mar
7

MON
04-Mar
7

TUE
05-Mar
7

WED
06-Mar
7

THU
07-Mar
7

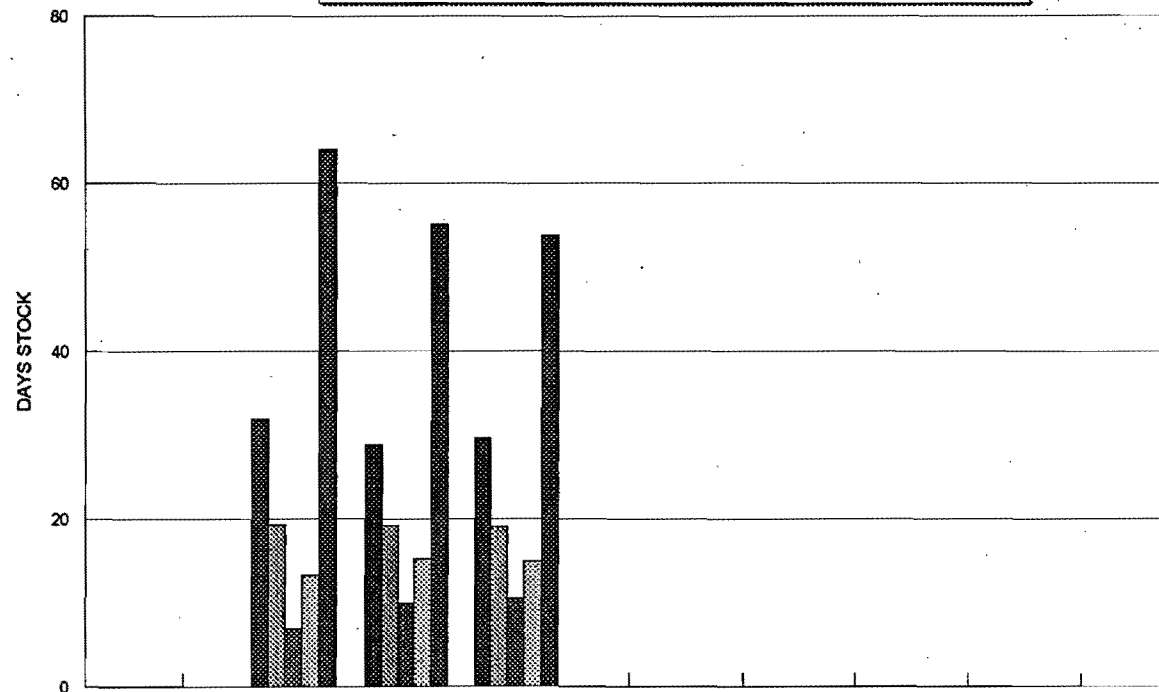
FRI
08-Mar
7

SAT
09-Mar
7

7 7 Days Res

COMBAT SUPPLIES THEATRE HOLDINGS

WEEK 03 MAR 96 - 09 MAR 96



DATE	AS OF 0800	SUN	MON	TUE	WED	THU	FRI	SAT
Water	0	32	28.9	29.7				
C Rations	0	19.3	19.2	19.1				
Diesel	0	6.9	9.9	10.6				
Gasoline	0	13.3	15.2	15				
Jet A-1	0	64.1	55.1	53.8				

05-Mar-96

ITEM	STRENGTH	UNIT OF ISSUE	START	RECEIVED	ISSUED	END BALANCE	DAYS	RETURN CORRECT AS AT
WATER								
BOTTLED								
		LT						
GHANCOY (KIBUYE)	28		0	0	0	0	0.0	26 FEB 96
GHANCOY (KIGALI)	135		17,500	0	0	17,500	43.2	1 MAR 96
INDBATT	540		12,397	0	0	12,397	7.7	05 MAR 96
INDENGR	203		4,263	0	0	4,263	7.0	04 MAR 96
INDSIGNAL	102		2,619	0	0	2,619	8.6	04 MAR 96
MALAWICOY	84		995	0	168	827	3.3	05 MAR 96
NICOY (NYUNDO)	99		4,113	0	18	4,095	13.8	05 MAR 96
NICOY (SHAGASHA)	45		1,035	0	0	1,035	7.7	05 MAR 96
TOTAL	1236		42,922	0	186	42,736	11.5	3L PER MAN PER DAY
BULK								
GHANCOY (KIBUYE)	28		0	0	0	0	0.0	26 FEB 96
GHANCOY (KIGALI)	135					0	0.0	1 MAR 96
INDBATT	540		7,300	1,000	2,000	6,300	0.8	05 MAR 96
INDENGR	203		900	2,000	2,300	800	0.2	04 MAR 96
INDSIGNAL	102		500	0	0	500	0.3	04 MAR 96
MALAWICOY	84		0	0	0	0	0.0	05 MAR 96
NICOY (NYUNDO)	99		11,000	20,000	7,000	24,000	16.2	05 MAR 96
NICOY (SHAGASHA)	45		0	30,000	5,000	25,000	37.0	05 MAR 96
MILOB (BUTARE)	17		4,500	0	0	4,500	17.6	27 FEB 96
MILOB (CYANGUGU)	26		8,000	0	0	8,000	20.5	20 JAN 96
MILOB (GITARAMA)	24		10,000	0	0	10,000	27.8	28 FEB 96
TOTAL	1236		42,200	53,000	16,300	78,900	4.3	15L PER MAN PER DAY
COMBAT RATIONS(ALL TYPES)								
GHANCOY (KIBUYE)	28		0	0	0	0	0.0	26 FEB 96
GHANCOY (KIGALI)	135		185	0	0	185	1.4	1 MAR 96
INDBATT	540		4,815	0	0	4,815	8.9	05 MAR 96
INDENGR	203		1,421	0	0	1,421	7.0	04 MAR 96
INDSIGNAL	102		758	0	0	758	7.4	04 MAR 96
MALAWICOY	84		775	0	168	607	7.2	05 MAR 96
NICOY (NYUNDO)	99		737	0	22	715	7.2	05 MAR 96
NICOY (SHAGASHA)	45		524	0	0	524	11.6	05 MAR 96
TOTAL	1236		9,215	0	190	9,025	7.3	
ITEM	CONTINGENT AVG DAILY	UNIT OF ISSUE	START	RECEIVED	ISSUED	END BALANCE	DAYS	RETURN CORRECT AS AT
DIESEL								
GHANCOY (KIBUYE)	38		2120	0	0	2,120		26 FEB 96
GHANCOY (KIGALI)			266	0	0	266		1 MAR 96
INDBATT	278		4,200	0	120	4,080	14.7	05 MAR 96
INDENGR	160		2,265	0	65	2,200	13.8	04 MAR 96
INDSIGNAL						0		04 MAR 96
MALAWICOY						0		05 MAR 96
NICOY (NYUNDO)	542		5,800	0	1,000	4,800	8.9	05 MAR 96
NICOY (SHAGASHA)	795		8,890	0	570	8,320	10.5	05 MAR 96
MILOB (BUTARE)	289		3,609	0	0	3,609	12.5	27 FEB 96
MILOB (CYANGUGU)	85		600	0	0	600		20 JAN 96
MILOB (GITARAMA)	178		4,400	0	0	4,400	24.7	28 FEB 96
TOTAL DIESEL	2365		32,150	0	1,755	30,395	12.9	
GASOLINE								
GHANCOY (KIBUYE)						0		26 FEB 96
GHANCOY (KIGALI)						0		1 MAR 96
INDENGR	4		860	0	0	860		04 MAR 96
MALAWICOY						0		05 MAR 96
NICOY (NYUNDO)			200	0	40	160		05 MAR 96
NICOY (SHAGASHA)	38		553	0	20	533	14.0	05 MAR 96
MILOB (BUTARE)						0		27 FEB 96
MILOB (CYANGUGU)			160	0	0	160		20 JAN 96
MILOB (GITARAMA)			215	0	0	215		28 FEB 96
TOTAL GASOLINE	42	0	1988	0	60	1928	45.9	

DAILY 2ND LINE CBT SUP SITREP:

05-Mar-96

ITEM	WHERE HELD	UNIT OF ISSUE	START	RECEIVED	ISSUED	END BALANCE	DAYS	REMARKS
WATER								
BOTTLED	Log base	LT	24,946	0	0	24,946	6.77	3L PER MAN PER DAY
FORCE BOTTLE RESERVE	UNAMIRHQ&Trafipro	LT	21,958	0	0	21,958	5.96	3L PER MAN PER DAY
TOTAL BOTTLED		LT	46,904	0	0	46,904	12.7	3L PER MAN PER DAY
BULK B&R	Trafipro	LT	114,000	46,000	65,000	95,000	5.15	15 L PER MAN PER DAY
TOTAL WATER			160,904	46,000	65,000	141,904	17.9	
COMBAT RATIONS	Log base							
FRENCH		EA	6,264	0	0	6,264		
HELP PACK		EA	0	0	0	0		
SOUTH AFRICAN		EA	0	0	0	0		
AUSTRALIAN		EA	11,380	0	0	11,380		
TOTAL COMBAT RATIONS		EA	17,644	0	0	17,644	14.4	
DIESEL								
95 FLSG	Trafipro	LT	36,084	0	4,252	31,832		
95 FLSG	LOGBASE	LT	62,724	30,000	23,412	69,312		
SS S/ STATION		LT	0	0	0	0		
IVECO		LT	3,587	11,413	2,288	12,712		
TOTAL DIESEL		LT	102,395	41,413	29,952	113,856	8.3	
AV DAILY USAGE	13642	LT						
GASOLINE								
TOTAL/SS S/ STATION		LT	12,210	0	69	12,141	13.0	
AV DAILY USAGE	936	LT						
JET A1								
BULK	Kigali Airport	LT	106,667	0	2,611	104,056		
PACKAGED	Kigali Airport	LT	4,700	0	0	4,700		
TOTAL JET A-1		LT	111,367	0	2,611	108,756	53.8	
AV DAILY USAGE	2022	LT						

DAILY TOTAL CBT SUP SITREP 01-Mar-96

DISTRIBUTION

PERIOD COVERED 15:00 HRS 29 FEB 96 TO 15:00 HRS 01 MAR 96

FORCE STRENGTH:
CONTINGENTS: 1229
HQ/MILOBS: 168
TOTAL: 1397

CLOGO
SUMMO
~~CIOPS~~
CISS
FILE

REPORT CORRECT AS AT: 01-Mar-96 16:55

ITEM	WHERE HELD	UNIT OF ISSUE	START	RECEIVED	ISSUED	END BALANCE	DAYS	REMARKS
WATER								
BOTTLED								
1ST LINE		LT	43109	504	140	43473		
2ND LINE	LOG BASE	LT	46904	0	0	46904		
TOTAL BOTTLED WATER		LT	90013	504	140	90377	21.6	3L PER MAN PER DAY
BULK								
1ST LINE		LT	85800	7500	12400	80900		
2ND LINE	TRAFIPRO	LT	170000	25000	43000	152000		
TOTAL BULK WATER		LT	255800	32500	55400	232900	11.1	15L PER MAN PER DAY
TOTAL WATER								
1ST LINE		LT	128909	8004	12540	124373		
2ND LINE		LT	216904	25000	43000	198904		
TOTAL WATER IN THEATRE		LT	345813	33004	55540	323277	32.7	
COMBAT RATIONS								
1ST LINE		EA	9272	300	281	9291		
2ND LINE	LOG BASE	EA	17644	0	0	17644		
TOTAL CBT RATIONS IN THEATRE		EA	26916	300	281	26935	19.3	
DIESEL								
1ST LINE		LT	34364	0	1125	33239		
2ND LINE		LT	79274	0	8298	70976		
TOTAL DIESEL IN THEATRE		LT	113638	0	9423	104215	6.3	
AV DAILY USAGE	16616	LT						
GASOLINE								
1ST LINE		LT	2268	0	80	2188		
2ND LINE		LT	3484	0	688	2796		
TOTAL GASOLINE IN THEATRE		LT	5752	0	768	4984	4.5	
AV DAILY USAGE	1096	LT						
JET A-1								
TOTAL JET A-1 IN THEATRE		LT	120039	0	1735	118304	67.1	
AV DAILY USAGE	1764	LT						

COMBAT SUPPLY USAGE AND STOCK CHARTS

DAYS STOCK IN THEATRE

WATER	0	33.4	32.5	32	32.3	33.7	32.7
C RATION	0	19.7	19.7	19.6	19.5	19.3	19.3
DIESEL	0	8	8.9	6.5	7.6	6.8	6.3
GASOLINE	0	16.1	14.6	13.3	5.8	6.2	4.5
JET A-1	0	72.4	71.0	69.9	69	68	67.1

AS OF 0600

SUN
27-Feb

MON
28-Feb

TUE
27-Feb

WED
28-Feb

THU
01-Mar

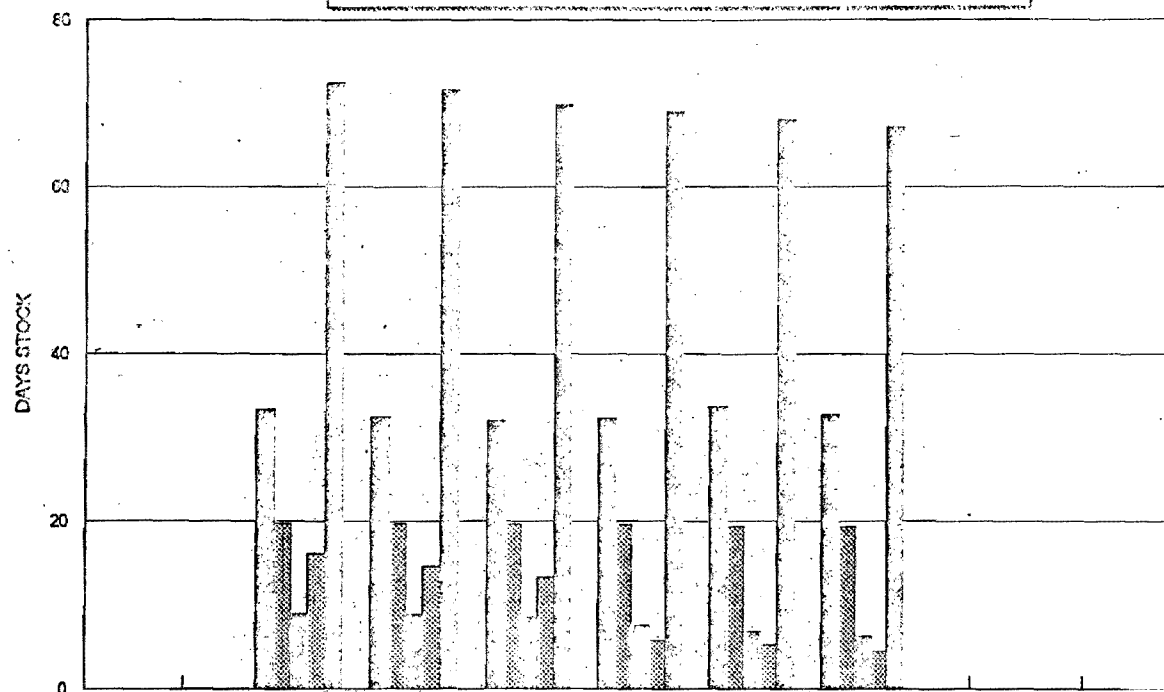
FRI
02-Mar

SAT
03-Mar

7 7 Days Res

COMBAT SUPPLIES THEATRE HOLDINGS

WEEK END FEB 68 - 03 MAR 68



DATE	AS OF 0600	SUN	MON	TUE	WED	THU	FRI	SAT	
Water	0	33.4	32.5	32	32.3	33.7	32.7		
C Rations	0	19.7	19.7	19.6	19.5	19.3	19.3		
Diesel	0	8	8.9	6.5	7.6	6.8	6.3		
Gasoline	0	16.1	14.6	13.3	5.8	6.2	4.5		
Jet A-1	0	72.4	71.6	69.9	69	68	67.1		

DAILY 1ST LINE CBT SUP SITREP

1-Mar-96

ITEM	STRENGTH	UNIT OF ISSUE	START	RECEIVED	ISSUED	END BALANCE	DAYS	RETURN CORRECT AS AT
WATER								
BOTTLED								
		LT						
GHANCOY (KIBUYE)	28		0	0	0	0	0.0	26 FEB 96
GHANCOY (KIGALI)	135		17,500	0	0	17,500	43.2	28 FEB 96
INDBATT	540		12,537	0	140	12,397	7.7	1 MAR 96
INDENGR	203		4,263	0	0	4,263	7.0	1 MAR 96
INDSIGNAL	102		2,619	0	0	2,619	8.6	29 FEB 96
MALAWICOY	84		1,015	504	0	1,519	6.0	1 MAR 96
NICOY (NYUNDO)	99		4,113	0	0	4,113	13.8	1 MAR 96
NICOY (SHAGASHA)	45		1,062	0	0	1,062	7.9	29 FEB 96
TOTAL	1236		43,109	504	140	43,473	11.7	3L PER MAN PER DAY
BULK								
GHANCOY (KIBUYE)	28		0	0	0	0	0.0	26 FEB 96
GHANCOY (KIGALI)	135		0	0	0	0	0.0	28 FEB 96
INDBATT	540		7,300	4,500	2,800	9,200	1.1	1 MAR 96
INDENGR	203		1,000	3,000	2,800	1,200	0.4	1 MAR 96
INDSIGNAL	102		500	0	0	500	0.3	29 FEB 96
MALAWICOY	84		0	0	0	0	0.0	1 MAR 96
NICOY (NYUNDO)	99		40,000	0	7,000	33,000	22.2	1 MAR 96
NICOY (SHAGASHA)	45		14,500	0	0	14,500	21.5	29 FEB 96
MILOB (BUTARE)	17		4,500	0	0	4,500	17.6	27 FEB 96
MILOB (CYANGUGU)	26		8,000	0	0	8,000	20.5	20 JAN 96
MILOB (GITARAMA)	24		10,000	0	0	10,000	27.8	28 FEB 96
TOTAL	1236		85,800	7,500	12,400	80,900	4.4	15L PER MAN PER DAY
COMBAT RATIONS(ALL TYPES)								
GHANCOY (KIBUYE)	28		0	0	0	0	0.0	26 FEB 96
GHANCOY (KIGALI)	135		185	0	0	185	1.4	28 FEB 96
INDBATT	540		4,926	0	111	4,815	8.9	1 MAR 96
INDENGR	203		1,421	0	0	1,421	7.0	1 MAR 96
INDSIGNAL	102		758	0	0	758	7.4	29 FEB 96
MALAWICOY	84		505	300	0	805	9.6	1 MAR 96
NICOY (NYUNDO)	99		944	0	170	774	7.8	1 MAR 96
NICOY (SHAGASHA)	45		533	0	0	533	11.8	29 FEB 96
TOTAL	1236		9,272	300	281	9,291	7.5	
DIESEL								
GHANCOY (KIBUYE)	38		2120	0	0	2,120		26 FEB 96
GHANCOY (KIGALI)			266	0	0	266		28 FEB 96
INDBATT	278		5,500	0	125	5,375	19.3	1 MAR 96
INDENGR	160		2,695	0	0	2,695	16.8	1 MAR 96
INDSIGNAL						0		29 FEB 96
MALAWICOY						0		1 MAR 96
NICOY (NYUNDO)	542		4,200	0	1,000	3,200	5.9	1 MAR 96
NICOY (SHAGASHA)	795		10,974	0	0	10,974	13.8	29 FEB 96
MILOB (BUTARE)	289		3,609	0	0	3,609	12.5	27 FEB 96
MILOB (CYANGUGU)	85		800	0	0	800		20 JAN 96
MILOB (GITARAMA)	178		4,400	0	0	4,400	24.7	28 FEB 96
TOTAL DIESEL	2365		34,364	0	1,125	33,239	14.1	
GASOLINE								
GHANCOY (KIBUYE)						0		26 FEB 96
GHANCOY (KIGALI)						0		28 FEB 96
INDENGR	4		860	0	0	860		1 MAR 96
MALAWICOY						0		1 MAR 96
NICOY (NYUNDO)			420	0	80	340		1 MAR 96
NICOY (SHAGASHA)	38		613	0	0	613	16.1	29 FEB 96
MILOB (BUTARE)						0		27 FEB 96
MILOB (CYANGUGU)			160	0	0	160		20 JAN 96
MILOB (GITARAMA)			215	0	0	215		28 FEB 96
TOTAL GASOLINE	42	0	2268	0	80	2188	52.1	

DAILY AND LINE CBT SUP OUTREP: 01-May-88

ITEM	WHERE HELD	UNIT OF ISSUE	START	RECEIVED	ISSUED	END BALANCE	DAYS	REMARKS
WATER								
BOTTLED	Log Base	LT	24,840	0	0	24,840	6.77	8L PER MAN PER DAY
FORCE BOTTLE RESERVE	UNAMIRHQ&Trafipro	LT	21,955	0	0	21,955	5.03	8L PER MAN PER DAY
TOTAL BOTTLED		LT	46,804	0	0	46,804	12.7	8L PER MAN PER DAY
BULK B&R	Trafipro	LT	170,000	25,000	45,000	150,000	8.25	10L PER MAN PER DAY
TOTAL WATER			216,804	25,000	45,000	156,804	21.0	
COMBAT RATIONS	Log Base							
TRENCH		EA	6,204	0	0	6,204		
HELP PACK		EA	0	0	0	0		
SOUTH AFRICAN		EA	0	0	0	0		
AUSTRALIAN		EA	11,380	0	0	11,380		
TOTAL COMBAT RATIONS		EA	17,644	0	0	17,644	14.4	
DIESEL								
05 FLSG	Trafipro	LT	42,021	0	4,051	38,570		
05 FLSG	LOGBASE	LT	32,596	0	2,794	29,804		
SS S/ STATION		LT	0	0	0	0		
IVECO		LT	4,055	0	1,453	2,602		
TOTAL DIESEL		LT	78,274	0	6,298	70,976	4.3	
AV DAILY USAGE	10010	LT						
GASOLINE								
TOTAL/SS S/ STATION		LT	3,484	0	688	2,796	2.6	
AV DAILY USAGE	1036	LT						
JET A1								
BULK	Kigali Airport	LT	115,339	0	1,735	113,604		
PACKAGED	Kigali Airport	LT	4,700	0	0	4,700		
TOTAL JET A-1		LT	120,039	0	1,735	118,304	67.1	
AV DAILY USAGE	1764	LT						

DAILY TOTAL CBT SUP SITREP

26-Feb-96

DISTRIBUTION

PERIOD COVERED 15:00 HRS 25 FEB 96 TO 15:00 HRS 26 FEB 96

FORCE STRENGTH:

CONTINGENTS: 1230

HQ/MILOBS: 168

TOTAL: 1398

CLOGO

SUMMO

G3 OPS

CISS

FILE

REPORT CORRECT AS AT:

26-Feb-96

17:20

ITEM	WHERE HELD	UNIT OF ISSUE	START	RECEIVED	ISSUED	END BALANCE	DAYS	REMARKS
WATER								
BOTTLED								
1ST LINE		LT	43426	0	9	43417		
2ND LINE	LOG BASE	LT	47429	0	21	47408		
TOTAL BOTTLED WATER		LT	90855	0	30	90825	21.7	3L PER MAN PER DAY
BULK								
1ST LINE		LT	51700	28500	13100	67100		
2ND LINE	TRAFIPRO	LT	195000	6000	41000	160000		
TOTAL BULK WATER		LT	246700	34500	54100	227100	10.8	15L PER MAN PER DAY
TOTAL WATER								
1ST LINE		LT	95126	28500	13109	110517		
2ND LINE		LT	242429	6000	41021	207408		
TOTAL WATER IN THEATRE		LT	337555	34500	54130	317925	32.5	
COMBAT RATIONS								
1ST LINE		EA	9565	0	6	9559		
2ND LINE	LOG BASE	EA	17958	0	14	17944		
TOTAL CBT RATIONS IN THEATRE		EA	27523	0	20	27503	19.7	
DIESEL								
1ST LINE		LT	41445	2500	3183	40762		
2ND LINE		LT	108898	6000	7076	107822		
TOTAL DIESEL IN THEATRE		LT	150343	8500	10259	148584	8.9	
AV DAILY USAGE	16616	LT						
GASOLINE								
1ST LINE		LT	2638	0	80	2558		
2ND LINE		LT	14965	0	1514	13451		
TOTAL GASOLINE IN THEATRE		LT	17603	0	1594	16009	14.6	
AV DAILY USAGE	1096	LT						
JET A-1								
TOTAL JET A-1 IN THEATRE		LT	127672	0	1412	126260	71.6	
AV DAILY USAGE	1764	LT						

COMBAT SUPPLIES USAGE AND STOCK CHARTS

DAYS STOCK IN THEATRE

WATER	0	33.4	32.5
C RATION	0	19.7	19.7
DIESEL	0	9	8.9
GASOLINE	0	16.1	14.6
JET A-1	0	72.4	71.6

AS OF 0800

SUN
25-Feb

7

MON
26-Feb

7

TUE
27-Feb

7

WED
28-Feb

7

THU
01-Mar

7

FRI
02-Mar

7

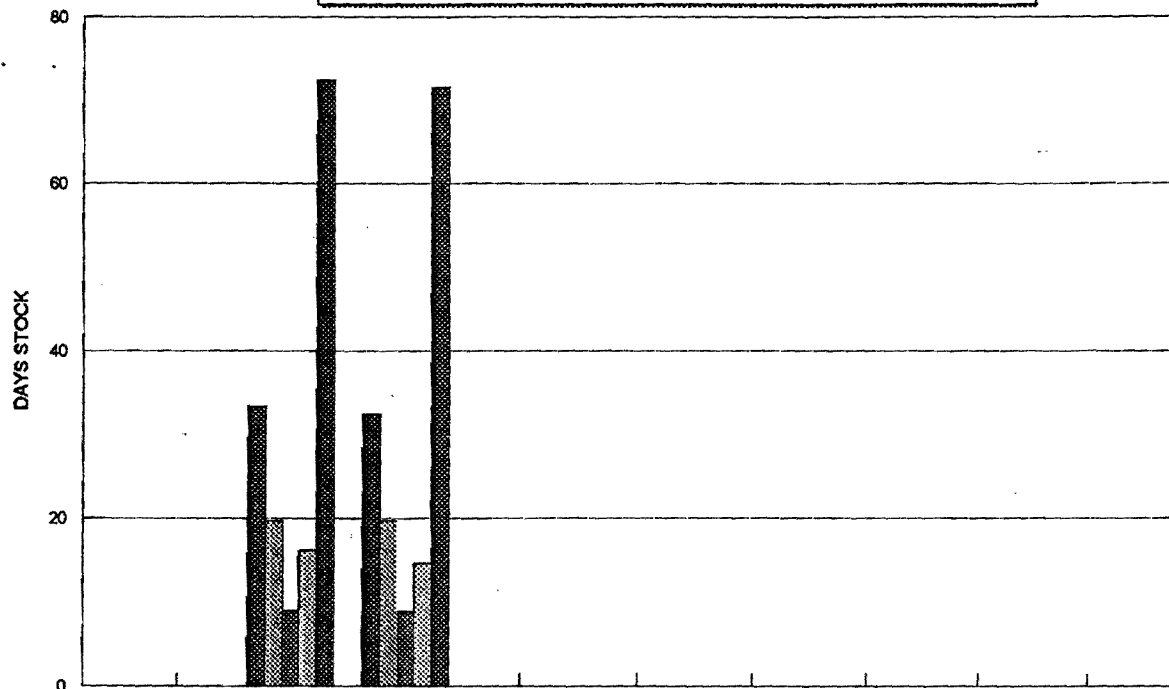
SAT
03-Mar

7

7 7 Days Res

COMBAT SUPPLIES THEATRE HOLDINGS

WEEK 25 FEB 96 - 03 MAR 96



DATE	AS OF 0800	SUN	MON	TUE	WED	THU	FRI	SAT
Water	0	33.4	32.5					
C Rations	0	19.7	19.7					
Diesel	0	9	8.9					
Gasoline	0	16.1	14.6					
Jet A-1	0	72.4	71.6					

ITEM	STRENGTH	UNIT OF ISSUE	START	RECEIVED	ISSUED	END BALANCE	DAYS	RETURN CORRECT AS AT
WATER								
BOTTLED		LT						
GHANCOY (KIBUYE)	28		0	0	0	0	0.01 FEB 96	
GHANCOY (KIGALI)	107		17670	0	0	17670	55.021 FEB 96	
INDALI	540		12537	0	0	12537	7.726 FEB 96	
INDENGR	203		4263	0	0	4263	7.025 FEB 96	
INDISIGNAL	102		2619	0	0	2619	8.626 FEB 96	
MALAWICOY	84		1153	0	0	1153	4.626 FEB 96	
NICOY (NYUNDO)	89		4113	0	0	4113	13.826 FEB 96	
NICOY (SHAGASHA)	45		1071	0	9	1062	7.926 FEB 96	
TOTAL	1208		43426	0	9	43417	120.81 PER MAN PER DAY	
BULK								
GHANCOY (KIBUYE)	28		0	0	0	0	0.01 FEB 96	
GHANCOY (KIGALI)	107		3200	5000	2100	6100	0.021 FEB 96	
INDALI	540		500	0	0	500	0.826 FEB 96	
INDENGR	203		500	3500	3500	500	0.225 FEB 96	
INDISIGNAL	102		0	0	0	0	0.326 FEB 96	
MALAWICOY	84		0	0	0	0	0.026 FEB 96	
NICOY (NYUNDO)	89		26000	20000	7000	41000	27.626 FEB 96	
NICOY (SHAGASHA)	45		0	0	0	0	0.026 FEB 96	
NICOY (BUTARE)	12		3000	0	500	2500	9.826 FEB 96	
MILOB (YANGUGU)	26		8000	0	0	8000	20.520 JAN 96	
MILOB (GIRARAMA)	24		8500	0	0	8500	23.624 FEB 96	
TOTAL	1208		51700	28500	13100	67100	3.7151 PER MAN PER DAY	
COMBAT RATIONS (ALL TYPES)								
GHANCOY (KIBUYE)	26		0	0	0	0	0.01 FEB 96	
GHANCOY (KIGALI)	107		320	0	0	320	3.021 FEB 96	
INDALI	540		4926	0	0	4926	8.126 FEB 96	
INDENGR	203		1421	0	0	1421	7.025 FEB 96	
INDISIGNAL	102		758	0	0	758	7.426 FEB 96	
MALAWICOY	84		643	0	0	643	7.726 FEB 96	
NICOY (NYUNDO)	89		964	0	6	968	8.726 FEB 96	
NICOY (SHAGASHA)	45		533	0	0	533	11.826 FEB 96	
TOTAL	1208		9565	0	6	8559	7.9	
DIESEL								
GHANCOY (KIBUYE)	38		2490	0	0	2490	1 FEB 96	
GHANCOY (KIGALI)	276		266	0	0	266	21 FEB 96	
INDALI	276		4480	2500	120	8860	24.726 FEB 96	
INDENGR	160		3880	0	0	3880	24.125 FEB 96	
INDISIGNAL							26 FEB 96	
MALAWICOY	542		7500	0	1280	6250	26 FEB 96	
NICOY (NYUNDO)	795		15074	0	1465	13609	11.526 FEB 96	
NICOY (SHAGASHA)	288		4375	0	348	4027	17.126 FEB 96	
MILOB (BUTARE)	85		600	0	0	600	13.926 FEB 96	
MILOB (YANGUGU)	178		2800	0	0	2800	20 JAN 96	
MILOB (GIRARAMA)	2365		41445	2500	3183	40762	15.724 FEB 96	
TOTAL DIESEL							17.2	
GASOLINE								
GHANCOY (KIBUYE)						0	1 FEB 96	
GHANCOY (KIGALI)	4		890	0	0	890	21 FEB 96	
INDENGR						0	25 FEB 96	
MALAWICOY						0	26 FEB 96	
NICOY (NYUNDO)	38		800	0	40	560	26 FEB 96	
NICOY (SHAGASHA)			773	0	40	733	19.326 FEB 96	
MILOB (BUTARE)						0	26 FEB 96	
MILOB (YANGUGU)			160	0	0	160	26 FEB 96	
MILOB (GIRARAMA)			215	0	0	215	20 JAN 96	
TOTAL GASOLINE	42	0	2638	0	80	2538	60.9	24 FEB 96

DAILY 2ND LINE CBT SUP SITREP:

26-Feb-96

ITEM	WHERE HELD	UNIT OF ISSUE	START	RECEIVED	ISSUED	END BALANCE	DAYS	REMARKS
WATER								
BOTTLED	Log base	LT	25,471	0	21	25,450	6.9	3L PER MAN PER DAY
FORCE BOTTLE RESERVE	UNAMIRHQ&Trafiopro	LT	21,958	0	0	21,958	5.95	3L PER MAN PER DAY
TOTAL BOTTLED		LT	47,429	0	21	47,408	12.8	3L PER MAN PER DAY
BULK B&R	Trafiopro	LT	195,000	6,000	41,000	160,000	8.67	15 L PER MAN PER DAY
TOTAL WATER			242,429	6,000	41,021	207,408	21.5	
COMBAT RATIONS								
FRENCH	Log base							
HELP PACK		EA	6,578	0	14	6,564		
SOUTH AFRICAN		EA	0	0	0	0		
AUSTRALIAN		EA	0	0	0	0		
TOTAL COMBAT RATIONS		EA	11,380	0	0	11,380		
		EA	17,958	0	14	17,944	14.6	
DIESEL								
95 FL SG	Trafiopro	LT	51,941	0	657	51,284		
95 FL SG	LOGBASE	LT	43,844	0	0	43,844		
SS S/ STATION		LT	2,186	6,000	4,219	3,967		
IVECO		LT	10,927	0	2,200	8,727		
TOTAL DIESEL		LT	108,898	6,000	7,076	107,822	6.5	
AV DAILY USAGE	16616	LT						
GASOLINE								
TOTAL/SS S/ STATION		LT	14,965	0	1,514	13,451	12.3	
AV DAILY USAGE	1096	LT						
JET A1								
BULK	Kigali Airport	LT	122,972	0	1,412	121,560		
PACKAGED	Kigali Airport	LT	4,700	0	0	4,700		
TOTAL JET A-1		LT	127,672	0	1,412	126,260	71.6	
AV DAILY USAGE	1764	LT						

DAILY TOTAL CBT SUP SITREP

22-Feb-96

DISTRIBUTION

PERIOD COVERED 15:00 HRS 21 FEB 96 TO 15:00 HRS 22 FEB 96

FORCE STRENGTH:

CONTINGENTS: 1230
 HQ/MILOBS: 168
 TOTAL: 1398

CLOGO
 SUMMO
 CISS
 FILE

REPORT CORRECT AS AT:

22-Feb-96

17:14

ITEM	WHERE HELD	UNIT OF ISSUE	START	RECEIVED	ISSUED	END BALANCE	DAYS	REMARKS
WATER								
BOTTLED								
1ST LINE		LT	43465	0	0	43465		
2ND LINE	LOG BASE	LT	47521	0	0	47521		
TOTAL BOTTLED WATER		LT	90986	0	0	90986	21.7	3L PER MAN PER DAY
BULK								
1ST LINE		LT	63800	35500	16000	83300		
2ND LINE	TRAFIPRO	LT	215000	75000	70000	220000		
TOTAL BULK WATER		LT	278800	110500	86000	303300	14.5	15L PER MAN PER DAY
TOTAL WATER								
1ST LINE		LT	107265	35500	16000	126765		
2ND LINE		LT	262521	75000	70000	267521		
TOTAL WATER IN THEATRE		LT	369786	110500	86000	394286	38.2	
COMBAT RATIONS								
1ST LINE		EA	9770	0	15	9755		
2ND LINE	LOG BASE	EA	18050	0	92	17958		
TOTAL CBT RATIONS IN THEATRE		EA	27820	0	107	27713	19.8	
DIESEL								
1ST LINE		LT	37003	0	2840	34163		
2ND LINE		LT	158261	0	29191	129070		
TOTAL DIESEL IN THEATRE		LT	195264	0	32031	163233	9.7	
AV DAILY USAGE	16901	LT						
GASOLINE								
1ST LINE		LT	2613	160	60	2713		
2ND LINE		LT	20276	0	1196	19080		
TOTAL GASOLINE IN THEATRE		LT	22889	160	1256	21793	19.8	
AV DAILY USAGE	1098	LT						
JET A-1								
TOTAL JET A-1 IN THEATRE		LT	136256	0	2039	134217	78.5	
AV DAILY USAGE	1710	LT						

COMBAT SUPPLIES USAGE AND STOCK CHARTS

DAYS STOCK IN THEATRE

WATER	0	34.5	34.5	35.1	35	36.2
C RATION	0	20.3	20.2	20.1	19.9	19.8
DIESEL	0	13.4	13.9	11.9	11.6	9.7
GASOLINE	0	23.9	23.8	19.4	17.9	19.8
JET A-1	0	81.9	81.2	80.9	79.7	78.5

AS OF 0800

SUN
18-Feb
7

MON
19-Feb
7

TUE
20-Feb
7

WED
21-Feb
7

THU
22-Feb
7

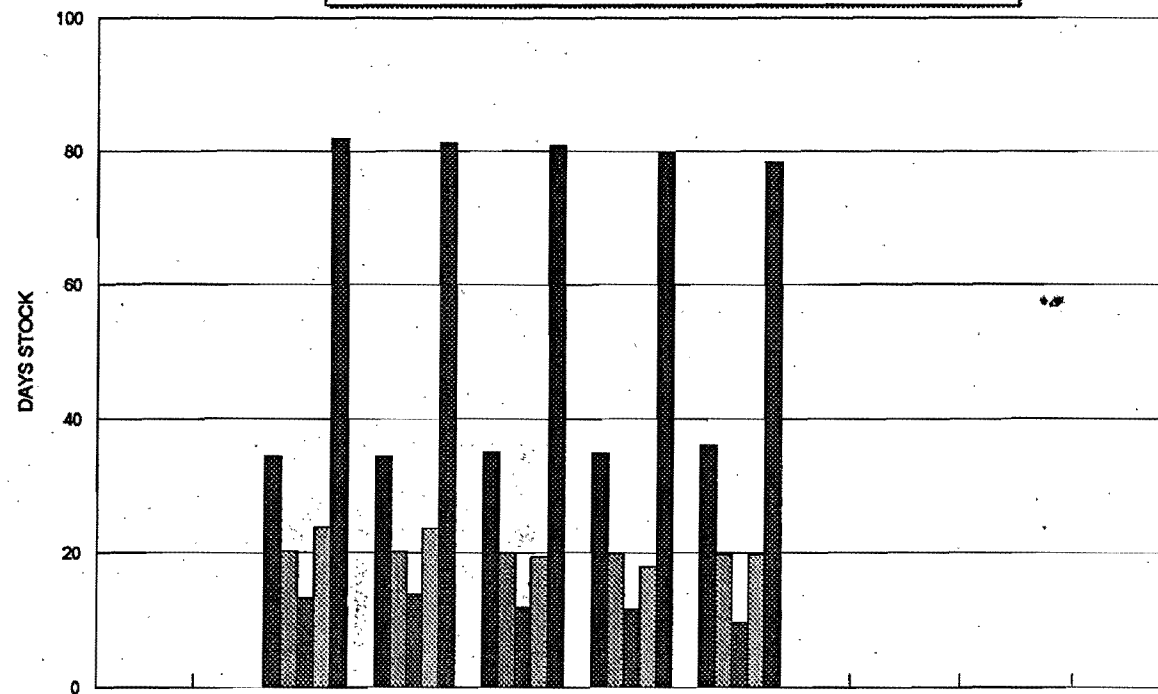
FRI
23-Feb
7

SAT
24-Feb
7

7 7 Days Res

COMBAT SUPPLIES THEATRE HOLDINGS

WEEK 18 FEB 96 - 24 FEB 96



DATE	AS OF 0800	SUN	MON	TUE	WED	THU	FRI	SAT
Water	0	34.5	34.5	35.1	35	36.2		
C Rations	0	20.3	20.2	20.1	19.9	19.8		
Diesel	0	13.4	13.9	11.9	11.6	9.7		
Gasoline	0	23.9	23.8	19.4	17.9	19.8		
Jet A-1	0	81.9	81.2	80.9	79.7	78.5		

ITEM	STRENGTH	UNIT OF ISSUE	START	RECEIVED	ISSUED	END BALANCE	DAYS	RETURN CORRECT AS AT
WATER								
BOTTLED								
		LT						
GHANCOY (KIBUYE)	28		0	0	0	0	0.0	1 FEB 96
GHANCOY (KIGALI)	107		17,670	0	0	17,670	55.0	21 FEB 96
INDBATT	540		12,537	0	0	12,537	7.7	22 FEB 96
INDENGR	203		4,263	0	0	4,263	7.0	21 FEB 96
INDSIGNAL	102		2,619	0	0	2,619	8.6	21 FEB 96
MALAWICOY	84		1,183	0	0	1,183	4.7	22 FEB 96
NICOY (NYUNDO)	99		4,113	0	0	4,113	13.8	22 FEB 96
NICOY (SHAGASHA)	45		1,080	0	0	1,080	8.0	22 FEB 96
TOTAL	1208		43,465	0	0	43,465	12.0	3L PER MAN PER DAY
BULK								
GHANCOY (KIBUYE)	28		0	0	0	0	0.0	1 FEB 96
GHANCOY (KIGALI)	107		0	0	0	0	0.0	21 FEB 96
INDBATT	540		2,900	6,000	3,000	5,900	0.7	22 FEB 96
INDENGR	203		900	3,000	2,500	1,400	0.5	21 FEB 96
INDSIGNAL	102		500	0	0	500	0.3	21 FEB 96
MALAWICOY	84		0	0	0	0	0.0	22 FEB 96
NICOY (NYUNDO)	99		19,000	20,000	5,000	34,000	22.9	22 FEB 96
NICOY (SHAGASHA)	45		24,000	0	5,000	19,000	28.1	22 FEB 96
MILOB (BUTARE)	17		4,500	0	0	4,500	17.6	21 FEB 96
MILOB (CYANGUGU)	26		2,000	6,500	500	8,000	20.5	20 JAN 96
MILOB (GITARAMA)	24		10,000	0	0	10,000	27.8	21 FEB 96
TOTAL	1208		63,800	35,500	16,000	83,300	4.6	15L PER MAN PER DAY
COMBAT RATIONS (ALL TYPES)								
GHANCOY (KIBUYE)	28		0	0	0	0	0.0	1 FEB 96
GHANCOY (KIGALI)	107		320	0	0	320	3.0	21 FEB 96
INDBATT	540		4,926	0	0	4,926	9.1	22 FEB 96
INDENGR	203		1,421	0	0	1,421	7.0	21 FEB 96
INDSIGNAL	102		758	0	0	758	7.4	21 FEB 96
MALAWICOY	84		673	0	0	673	8.0	22 FEB 96
NICOY (NYUNDO)	99		1,136	0	12	1,124	11.4	22 FEB 96
NICOY (SHAGASHA)	45		536	0	3	533	11.8	22 FEB 96
TOTAL	1208		9,776	0	15	9,755	8.1	
DIESEL								
GHANCOY (KIBUYE)			2,490	0	0	2,490		1 FEB 96
GHANCOY (KIGALI)			266	0	0	266		21 FEB 96
INDBATT	335		5,440	0	125	5,315	15.9	22 FEB 96
INDENGR	54		4,900	0	440	4,460	82.6	21 FEB 96
INDSIGNAL						0		21 FEB 96
MALAWICOY						0		22 FEB 96
NICOY (NYUNDO)	542		9,400	0	800	8,600	15.9	22 FEB 96
NICOY (SHAGASHA)	663		7,507	0	875	6,632	10.0	22 FEB 96
MILOB (BUTARE)	362		2,100	0	0	2,100	5.8	21 FEB 96
MILOB (CYANGUGU)			1,200	0	600	600		20 JAN 96
MILOB (GITARAMA)	100		3,700	0	0	3,700	37.0	21 FEB 96
TOTAL DIESEL	2056		37,003	0	2,840	34,163	16.6	
GASOLINE								
GHANCOY (KIBUYE)						0		1 FEB 96
GHANCOY (KIGALI)						0		21 FEB 96
INDENGR	17		890	0	0	890	52.4	21 FEB 96
MALAWICOY						0		22 FEB 96
NICOY (NYUNDO)			600	0	0	600		22 FEB 96
NICOY (SHAGASHA)	8		908	0	60	848	106.0	22 FEB 96
MILOB (BUTARE)						0		21 FEB 96
MILOB (CYANGUGU)			0	160	0	160		20 JAN 96
MILOB (GITARAMA)	2		215	0	0	215	107.5	21 FEB 96
TOTAL GASOLINE	27	0	2613	160	60	2713	100.5	

DAILY 2ND LINE CBT SUP SITREP:

22-Feb-96

ITEM	WHERE HELD	UNIT OF ISSUE	START	RECEIVED	ISSUED	END BALANCE	DAYS	REMARKS
WATER								
BOTTLED	Log base	LT	25,563	0	0	25,563	6.93	3L PER MAN PER DAY
FORCE BOTTLE RESERVE	UNAMIRHQ&Trafiopro	LT	21,958	0	0	21,958	5.95	3L PER MAN PER DAY
TOTAL BOTTLED		LT	47,521	0	0	47,521	12.9	3L PER MAN PER DAY
BULK B&R	Trafiopro	LT	215,000	75,000	70,000	220,000	11.9	15 L PER MAN PER DAY
TOTAL WATER			262,521	75,000	70,000	267,521	24.8	
COMBAT RATIONS								
FRENCH	Log base	EA	6,670	0	92	6,578		
HELP PACK		EA	0	0	0	0		
SOUTH AFRICAN		EA	0	0	0	0		
AUSTRALIAN		EA	11,380	0	0	11,380		
TOTAL COMBAT RATIONS		EA	18,050	0	92	17,958	14.6	
DIESEL								
95 FLSG	Trafiopro	LT	76,256	0	22,768	53,488		
95 FLSG	LOGBASE	LT	43,844	0	0	43,844		
SS S/ STATION		LT	22,737	0	5,105	17,632		
IVECO		LT	15,424	0	1,318	14,106		
TOTAL DIESEL		LT	158,261	0	29,191	129,070	7.6	
AV DAILY USAGE	16901	LT						
GASOLINE								
TOTAL/SS S/ STATION		LT	20,276	0	1,196	19,080	17.4	
AV DAILY USAGE	1098	LT						
JET A1								
BULK	Kigali Airport	LT	131,556	0	2,039	129,517		
PACKAGED	Kigali Airport	LT	4,700	0	0	4,700		
TOTAL JET A-1		LT	136,256	0	2,039	134,217	78.5	
AV DAILY USAGE	1710	LT						

DAILY TOTAL CBT SUP SITREP

18-Feb-96

DISTRIBUTION

PERIOD COVERED 15:00 HRS 17 FEB 96 TO 15:00 HRS 18 FEB 96

FORCE STRENGTH:

CONTINGENTS:

1230

HQ/MILOBS:

168

TOTAL:

1398

CLOGO
SUMMOCISS
FILE

REPORT CORRECT AS AT:

20-Feb-96

15:17

ITEM	WHERE HELD	UNIT OF ISSUE	START	RECEIVED	ISSUED	END BALANCE	DAYS	REMARKS
WATER								
BOTTLED								
1ST LINE		LT	44489	0	0	44489		
2ND LINE	LOG BASE	LT	47521	0	0	47521		
TOTAL BOTTLED WATER		LT	92010	0	0	92010	21.9	3L PER MAN PER DAY
BULK								
1ST LINE		LT	38200	7500	11300	34400		
2ND LINE	TRAFIPRO	LT	210000	105000	85000	230000		
TOTAL BULK WATER		LT	248200	112500	96300	264400	12.6	15L PER MAN PER DAY
TOTAL WATER								
1ST LINE		LT	82689	7500	11300	78889		
2ND LINE		LT	257521	105000	85000	277521		
TOTAL WATER IN THEATRE		LT	340210	112500	96300	356410	34.5	
COMBAT RATIONS								
1ST LINE		EA	10266	0	0	10266		
2ND LINE	LOG BASE	EA	18050	0	0	18050		
TOTAL CBT RATIONS IN THEATRE		EA	28316	0	0	28316	20.3	
DIESEL								
1ST LINE		LT	21226	0	725	20501		
2ND LINE		LT	216834	0	11147	205687		
TOTAL DIESEL IN THEATRE		LT	238060	0	11872	226188	13.4	
AV DAILY USAGE	16901	LT						
GASOLINE								
1ST LINE		LT	2795	0	0	2795		
2ND LINE		LT	23765	0	348	23417		
TOTAL GASOLINE IN THEATRE		LT	26560	0	348	26212	23.9	
AV DAILY USAGE	1098	LT						
JET A-1								
TOTAL JET A-1 IN THEATRE		LT	141674	0	1648	140026	81.9	
AV DAILY USAGE	1710	LT						

COMBAT SUPPLIES USAGE AND STOCK CHARTS

DAY STOCK IN THEATRE

WATER	0	34.5
C RATION	0	20.3
DIESEL	0	13.4
GASOLINE	0	23.9
JET A-1	0	81.9

AS OF 0800

SUN
18-Feb
7

MON
19-Feb
7

TUE
20-Feb
7

WED
21-Feb
7

THU
22-Feb
7

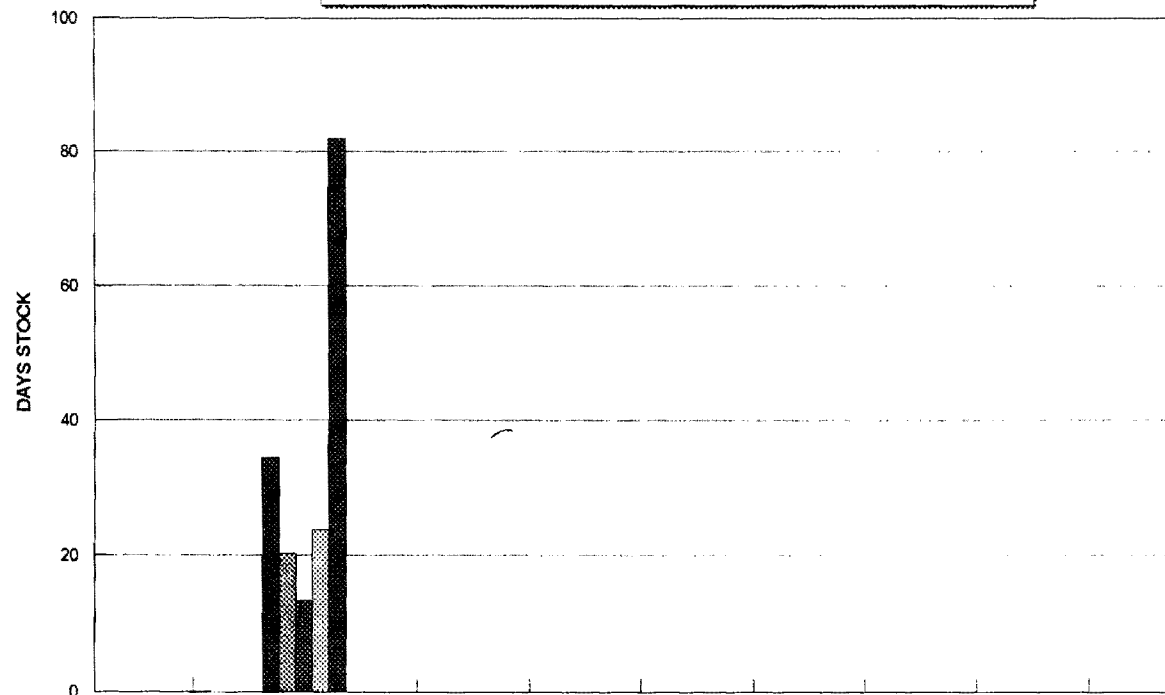
FRI
23-Feb
7

SAT
24-Feb
7

7 7 Days Res

COMBAT SUPPLIES THEATRE HOLDINGS

WEEK 18 FEB 96 - 24 FEB 96



DATE	AS OF 0800	SUN	MON	TUE	WED	THU	FRI	SAT
Water	0	34.5						
C Rations	0	20.3						
Diesel	0	13.4						
Gasoline	0	23.9						
Jet A-1	0	81.9						

DAILY 1ST LINE CBT SUP SITREP

Feb-96

ITEM	STRENGTH	UNIT OF ISSUE	START	RECEIVED	ISSUED	END BALANCE	DAYS	RETURN CORRECT AS AT
WATER								
BOTTLED								
		LT						
GHANCOY (KIBUYE)	28		0	0	0	0	0.0	1 FEB 96
GHANCOY (KIGALI)	107		18,480	0	0	18,480	57.6	11 FEB 96
INDATT	540		12,537	0	0	12,537	7.7	18 FEB 96
INDENGR	203		4,263	0	0	4,263	7.0	18 FEB 96
INDSIGNAL	102		2,619	0	0	2,619	8.6	14 FEB 96
MALAWICOY	84		1,397	0	0	1,397	5.5	17 FEB 96
NICOY (NYUNDO)	99		4,113	0	0	4,113	13.8	18 FEB 96
NICOY (SHAGASHA)	45		1,080	0	0	1,080	8.0	16 FEB 96
TOTAL	1208		44,489	0	0	44,489	12.3	3L PER MAN PER DAY
BULK								
GHANCOY (KIBUYE)	28		0	0	0	0	0.0	1 FEB 96
GHANCOY (KIGALI)	107		0	0	0	0	0.0	11 FEB 96
INDBATT	540		3,800	4,500	3,100	5,200	0.6	18 FEB 96
INDENGR	203		1,900	3,000	3,200	1,700	0.6	18 FEB 96
INDSIGNAL	102		500	0	0	500	0.3	14 FEB 96
MALAWICOY	84		0	0	0	0	0.0	17 FEB 96
NICOY (NYUNDO)	99		15,000	0	5,000	10,000	6.7	18 FEB 96
NICOY (SHAGASHA)	45		5,000	0	0	5,000	7.4	16 FEB 96
MILOB (BUTARE)	17		2,000	0	0	2,000	7.8	17 FEB 96
MILOB (CYANGUGU)	29		2,000	0	0	2,000	4.6	18 JAN 96
MILOB (GITARAMA)	24		8,000	0	0	8,000	22.2	13 FEB 96
TOTAL	1208		38,200	7,500	11,300	34,400	1.9	15L PER MAN PER DAY
COMBAT RATIONS(ALL TYPES)								
GHANCOY (KIBUYE)	28		0	0	0	0	0.0	1 FEB 96
GHANCOY (KIGALI)	107		590	0	0	590	5.5	11 FEB 96
INDBATT	540		4,926	0	0	4,926	9.1	18 FEB 96
INDENGR	203		1,421	0	0	1,421	7.0	18 FEB 96
INDSIGNAL	102		758	0	0	758	7.4	14 FEB 96
MALAWICOY	84		887	0	0	887	10.6	17 FEB 96
NICOY (NYUNDO)	99		1,148	0	0	1,148	11.6	18 FEB 96
NICOY (SHAGASHA)	45		536	0	0	536	11.9	16 FEB 96
TOTAL	1208		10,266	0	0	10,266	8.5	
ITEM	CONTINGENT AVG DAILY	UNIT OF ISSUE	START	RECEIVED	ISSUED	END BALANCE	DAYS	RETURN CORRECT AS AT
DIESEL								
GHANCOY (KIBUYE)			266	0	0	266		1 FEB 96
GHANCOY (KIGALI)			0	0	0	0		11 FEB 96
INDBATT	335		3,640	0	125	3,515	10.5	18 FEB 96
INDENGR	54		4,980	0	0	4,980	92.2	18 FEB 96
INDSIGNAL						0		14 FEB 96
MALAWICOY						0		17 FEB 96
NICOY (NYUNDO)	542		3,400	0	600	2,800	5.2	18 FEB 96
NICOY (SHAGASHA)	663		640	0	0	640	1.0	16 FEB 96
MILOB (BUTARE)	362		3,400	0	0	3,400	9.4	17 FEB 96
MILOB (CYANGUGU)			1,200	0	0	1,200		18 JAN 96
MILOB (GITARAMA)	100		3,700	0	0	3,700	37.0	13 FEB 96
TOTAL DIESEL	2056		21,226	0	725	20,501	10.0	
GASOLINE								
GHANCOY (KIBUYE)						0		1 FEB 96
GHANCOY (KIGALI)						0		11 FEB 96
INDENGR	17		920	0	0	920	54.1	18 FEB 96
MALAWICOY						0		17 FEB 96
NICOY (NYUNDO)			600	0	0	600		18 FEB 96
NICOY (SHAGASHA)	8		1,040	0	0	1,040	130.0	16 FEB 96
MILOB (BUTARE)						0		17 FEB 96
MILOB (CYANGUGU)						0		18 JAN 96
MILOB (GITARAMA)	2		235	0	0	235	117.5	13 FEB 96
TOTAL GASOLINE	27	0	2795	0	0	2795	103.5	

DAILY 2ND LINE CBT SUP SITREP:

18-Feb-96

ITEM	WHERE HELD	UNIT OF ISSUE	START	RECEIVED	ISSUED	END BALANCE	DAYS	REMARKS
WATER								
BOTTLED	Log base	LT	25,563	0	0	25,563	6.93	3L PER MAN PER DAY
FORCE BOTTLE RESERVE	UNAMIRHQ&Trafipro	LT	21,958	0	0	21,958	5.95	3L PER MAN PER DAY
TOTAL BOTTLED		LT	47,521	0	0	47,521	12.9	3L PER MAN PER DAY
BULK B&R	Trafipro	LT	210,000	105,000	85,000	230,000	12.5	15 L PER MAN PER DAY
TOTAL WATER			257,521	105,000	85,000	277,521	25.3	
COMBAT RATIONS								
FRENCH	Log base	EA	6,670	0	0	6,670		
HELP PACK		EA	0	0	0	0		
SOUTH AFRICAN		EA	0	0	0	0		
AUSTRALIAN		EA	11,380	0	0	11,380		
TOTAL COMBAT RATIONS		EA	18,050	0	0	18,050	14.7	
DIESEL								
95 FL5G	Trafipro	LT	84,413	0	0	84,413		
95 FL5G	LOGBASE	LT	86,534	0	8,003	78,531		
SS S/ STATION		LT	37,222	0	3,144	34,078		
IVECO		LT	8,665	0	0	8,665		
TOTAL DIESEL		LT	216,834	0	11,147	205,687	13.1	
AV DAILY USAGE	15645	LT						
GASOLINE								
TOTAL/SS S/ STATION		LT	23,765	0	348	23,417	18.9	
AV DAILY USAGE	1240	LT						
JET A1								
BULK	Kigali Airport	LT	136,974	0	1,648	135,326		
PACKAGED	Kigali Airport	LT	4,700	0	0	4,700		
TOTAL JET A-1		LT	141,674	0	1,648	140,026	61.8	
AV DAILY USAGE	2264	LT						

DAILY TOTAL CBT SUP SITREP

16-Feb-96

DISTRIBUTION

PERIOD COVERED 15:00 HRS 15 FEB 96 TO 15:00 HRS 16 FEB 96

FORCE STRENGTH:

CONTINGENTS: 1230

HQ/MILOBS: 172

TOTAL: 1402

CLOGO

SUMMO

G3 OPS

CISS

FILE

REPORT CORRECT AS AT:

16-Feb-96

16:46

ITEM	WHERE HELD	UNIT OF ISSUE	START	RECEIVED	ISSUED	END BALANCE	DAYS	REMARKS
WATER								
BOTTLED								
1ST LINE		LT	44540	0	40	44500		
2ND LINE	LOG BASE	LT	47605	0	84	47521		
TOTAL BOTTLED WATER		LT	92145	0	124	92021	21.9	3L PER MAN PER DAY
BULK								
1ST LINE		LT	47500	52500	40600	59400		
2ND LINE	TRAFIPRO	LT	194000	176000	200000	170000		
TOTAL BULK WATER		LT	241500	228500	240600	229400	10.9	15L PER MAN PER DAY
TOTAL WATER								
1ST LINE		LT	92040	52500	40640	103900		
2ND LINE		LT	241605	176000	200084	217521		
TOTAL WATER IN THEATRE		LT	333645	228500	240724	321421	32.8	
COMBAT RATIONS								
1ST LINE		EA	10437	0	54	10383		
2ND LINE	LOG BASE	EA	18134	0	84	18050		
TOTAL CBT RATIONS IN THEATRE		EA	28571	0	138	28433	20.3	
DIESEL								
1ST LINE		LT	23958	4800	4242	24516		
2ND LINE		LT	244252	0	14384	229868		
TOTAL DIESEL IN THEATRE		LT	268210	4800	18626	254384	16.3	
AV DAILY USAGE	15645	LT						
GASOLINE								
1ST LINE		LT	2825	0	30	2795		
2ND LINE		LT	25850	0	925	24925		
TOTAL GASOLINE IN THEATRE		LT	28675	0	955	27720	22.4	
AV DAILY USAGE	1240	LT						
JET A-1								
TOTAL JET A-1 IN THEATRE		LT	145494	0	1868	143626	63.4	
AV DAILY USAGE	2264	LT						

DAYS STOCK IN THEATRE

WATER	0	32.5	31.2	34.9	30.2	34.1	32.8
C RATION	0	20.7	20.0	20.5	20.5	20.4	20.3
DIESEL	0	20.6	20.1	21.3	17.7	17.1	16.3
GASOLINE	0	22.5	22.4	25.2	24	23.1	22.4
JET A-1	0	67.6	67.3	66.1	65.2	64.3	63.4

AS OF 0800

SUN
11-Feb
7

MON
12-Feb
7

TUE
13-Feb
7

WED
14-Feb
7

THU
15-Feb
7

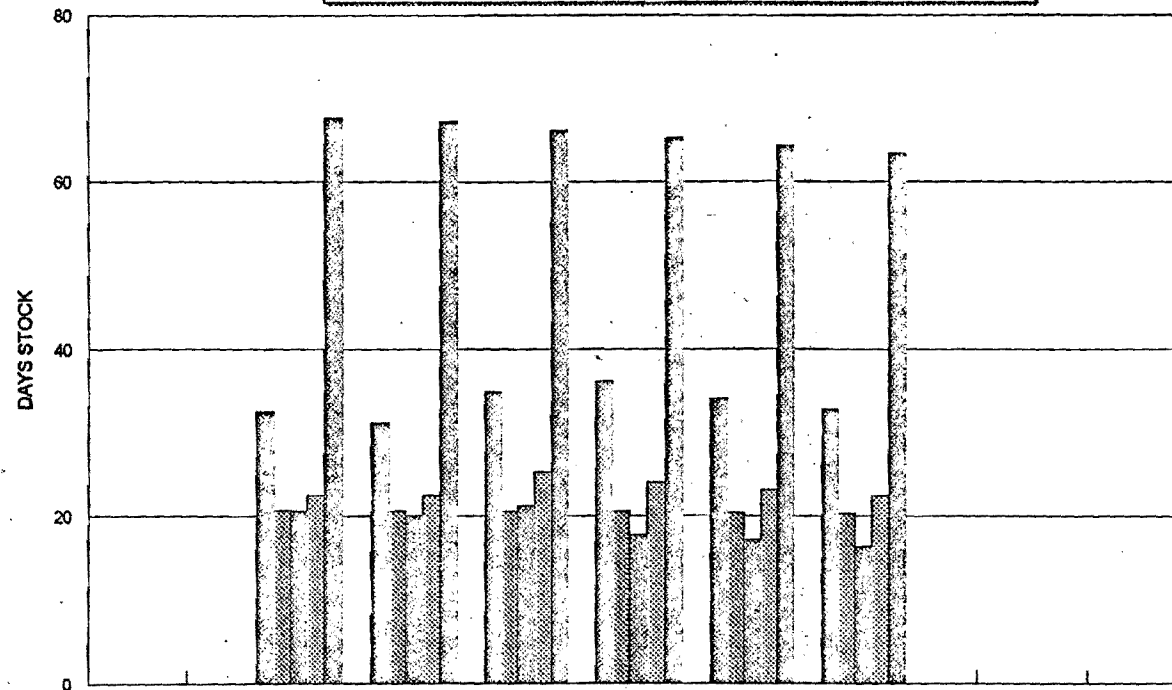
FRI
16-Feb
7

SAT
17-Feb
7

7 7 Days Res

COMBAT SUPPLIES THEATRE HOLDINGS

WEEK 11 FEB 90 - 17 FEB 90



DATE	AS OF 0800	SUN	MON	TUE	WED	THU	FRI	SAT	
Water	0	32.5	31.2	34.9	30.2	34.1	32.8		
C Rations	0	20.7	20.0	20.5	20.5	20.4	20.3		
Diesel	0	20.6	20.1	21.3	17.7	17.1	16.3		
Gasoline	0	22.5	22.4	25.2	24	23.1	22.4		
Jet A-1	0	67.6	67.3	66.1	65.2	64.3	63.4		

ITEM	STRENGTH	UNIT OF ISSUE	START	RECEIVED	ISSUED	END BALANCE	DAYS	RETURN CORRECT AS AT
WATER								
BOTTLED								
		LT						
GHANCOY (KIBUYE)	28		0	0	0	0	0.0	1 FEB 96
GHANCOY (KIGALI)	107		18480	0	0	18,480	57.6	11 FEB 96
INDATT	540		12,537	0	0	12,537	7.7	16 FEB 96
INDENGR	203		4,263	0	0	4,263	7.0	15 FEB 96
INDSIGNAL	102		2,619	0	0	2,619	8.6	14 FEB 96
MALAWICOY	84		1,445	0	40	1,405	5.6	16 FEB 96
NICOY (NYUNDO)	99		4,116	0	0	4,116	13.9	15 FEB 96
NICOY (SHAGASHA)	45		1,080	0	0	1,080	8.0	16 FEB 96
TOTAL	1208		44,540	0	40	44,500	123.3	3L PER MAN PER DAY
BULK								
GHANCOY (KIBUYE)	28		0	0	0	0	0.0	1 FEB 96
GHANCOY (KIGALI)	107					0	0.0	11 FEB 96
INDATT	540		5,600	1,500	2,600	4,500	0.6	16 FEB 96
INDENGR	203		900	2,000	2,500	400	0.1	15 FEB 96
INDSIGNAL	102		500	3,500	3,500	500	0.3	14 FEB 96
MALAWICOY	84		0	0	0	0	0.0	16 FEB 96
NICOY (NYUNDO)	99		21,000	20,000	6,000	35,000	23.8	15 FEB 96
NICOY (SHAGASHA)	45		5,000	25,000	25,000	5,000	7.4	16 FEB 96
MILOB (BUTARE)	17		4,500	500	1,000	4,000	15.7	15 FEB 96
MILOB (CYANGUGU)	29		2,000	0	0	2,000	4.6	18 JAN 96
MILOB (GITARAMA)	24		8,000	0	0	8,000	22.2	13 FEB 96
TOTAL	1208		47,500	62,500	40,500	59,400	3.3	15L PER MAN PER DAY
COMBAT RATIONS(ALL TYPES)								
GHANCOY (KIBUYE)	28		0	0	0	0	0.0	1 FEB 96
GHANCOY (KIGALI)	107		590	0	0	590	5.5	11 FEB 96
INDATT	540		4,928	0	0	4,928	9.1	16 FEB 96
INDENGR	203		1,421	0	0	1,421	7.0	15 FEB 96
INDSIGNAL	102		758	0	0	758	7.4	14 FEB 96
MALAWICOY	84		935	0	40	895	10.7	16 FEB 96
NICOY (NYUNDO)	99		1,269	0	12	1,257	12.7	15 FEB 96
NICOY (SHAGASHA)	45		538	0	2	536	11.9	16 FEB 96
TOTAL	1208		10,437	0	54	10,383	8.6	
DIESEL								
GHANCOY (KIBUYE)			266	0	0	266		1 FEB 96
GHANCOY (KIGALI)						0		11 FEB 96
INDATT	335		4,490	0	125	4,365	13.0	16 FEB 96
INDENGR	54		5,295	0	50	5,245	97.1	15 FEB 96
INDSIGNAL						0		14 FEB 96
MALAWICOY						0		16 FEB 96
NICOY (NYUNDO)	542		5,800	0	900	4,900	9.0	15 FEB 96
NICOY (SHAGASHA)	663		3,007	0	2,367	640	1.0	16 FEB 96
MILOB (BUTARE)	362		200	4,800	800	4,200	11.6	15 FEB 96
MILOB (CYANGUGU)			1,200	0	0	1,200		18 JAN 96
MILOB (GITARAMA)	100		3,700	0	0	3,700	37.0	13 FEB 96
TOTAL DIESEL	2056		23,968	4,800	4,242	24,516	11.9	
GASOLINE								
GHANCOY (KIBUYE)						0		1 FEB 96
GHANCOY (KIGALI)						0		11 FEB 96
INDENGR	17		920	0	0	920	54.1	15 FEB 96
MALAWICOY						0		16 FEB 96
NICOY (NYUNDO)			600	0	0	600		15 FEB 96
NICOY (SHAGASHA)	8		1,070	0	30	1,040	130.0	16 FEB 96
MILOB (BUTARE)						0		15 FEB 96
MILOB (CYANGUGU)						0		18 JAN 96
MILOB (GITARAMA)	2		235	0	0	235	117.5	13 FEB 96
TOTAL GASOLINE	27	0	2825	0	30	2795	103.5	

DAILY 2ND LINE CBT SUP SITREP:

16-Feb-96

ITEM	WHERE HELD	UNIT OF ISSUE	START	RECEIVED	ISSUED	END BALANCE	DAYS	REMARKS
WATER								
BOTTLED	Log base	LT	25,647	0	84	25,563	6.93	3L PER MAN PER DAY
FORCE BOTTLE RESERVE	UNAMIRHQ&Trafipro	LT	21,958	0	0	21,958	5.95	3L PER MAN PER DAY
TOTAL BOTTLED		LT	47,605	0	84	47,521	12.9	3L PER MAN PER DAY
BULK B&R	Trafipro	LT	194,000	176,000	200,000	170,000	9.21	15 L PER MAN PER DAY
TOTAL WATER			241,605	176,000	200,084	217,521	22.1	
COMBAT RATIONS								
FRENCH	Log base	EA	6,754	0	84	6,670		
HELP PACK		EA	0	0	0	0		
SOUTH AFRICAN		EA	0	0	0	0		
AUSTRALIAN		EA	11,380	0	0	11,380		
TOTAL COMBAT RATIONS		EA	18,134	0	84	18,050	14.7	
DIESEL								
95 FLSG	Trafipro	LT	86,410	0	819	85,591		
95 FLSG	LOGBASE	LT	88,563	0	0	88,563		
SS S/ STATION		LT	56,309	0	12,139	44,170		
IVECO		LT	12,970	0	1,428	11,544		
TOTAL DIESEL		LT	244,252	0	14,384	229,868	14.7	
AV DAILY USAGE	15645	LT						
GASOLINE								
TOTAL/SS S/ STATION		LT	25,850	0	925	24,925	20.1	
AV DAILY USAGE	1240	LT						
JET A1								
BULK	Kigali Airport	LT	140,794	0	1,868	138,926		
PACKAGED	Kigali Airport	LT	4,700	0	0	4,700		
TOTAL JET A-1		LT	145,494	0	1,868	143,626	63.4	
AV DAILY USAGE	2264	LT						

DAILY TOTAL CBT SUP SITREP

08-Feb-96

DISTRIBUTION

PERIOD COVERED 15:00 HRS 7 FEB 96 TO 15:00 HRS 8 FEB 96

FORCE STRENGTH:

CONTINGENTS: 1231

HQ/MILOBS: 173

TOTAL: 1404

CLOGO

SUMMO

~~CLOGO~~

CISS

FILE

REPORT CORRECT AS AT:

08-Feb-96

17:38

ITEM	WHERE HELD	UNIT OF ISSUE	START	RECEIVED	ISSUED	END BALANCE	DAYS	REMARKS
WATER								
BOTTLED								
1ST LINE		LT	44980	0	0	44980		
2ND LINE	LOG BASE	LT	47815	0	0	47815		
TOTAL BOTTLED WATER		LT	92795	0	0	92795	22.0	3L PER MAN PER DAY
BULK								
1ST LINE		LT	36800	84000	24100	96700		
2ND LINE	TRAFIPRO	LT	335000	49000	162000	222000		
TOTAL BULK WATER		LT	371800	133000	186100	318700	15.1	15L PER MAN PER DAY
TOTAL WATER								
1ST LINE		LT	81780	84000	24100	141680		
2ND LINE		LT	382815	49000	162000	269815		
TOTAL WATER IN THEATRE		LT	464595	133000	186100	411495	37.2	
COMBAT RATIONS								
1ST LINE		EA	9915	1023	0	10938		
2ND LINE	LOG BASE	EA	18768	0	324	18444		
TOTAL CBT RATIONS IN THEATRE		EA	28683	1023	324	29382	20.9	
DIESEL								
1ST LINE		LT	25291	3100	3238	25153		
2ND LINE		LT	371326	0	26014	345312		
TOTAL DIESEL IN THEATRE		LT	396617	3100	29252	370465	21.4	
AV DAILY USAGE	17285	LT						
GASOLINE								
1ST LINE		LT	1325	0	15	1310		
2ND LINE		LT	36635	0	1117	35518		
TOTAL GASOLINE IN THEATRE		LT	37960	0	1132	36828	25.0	
AV DAILY USAGE	1476	LT						
JET A-1								
TOTAL JET A-1 IN THEATRE		LT	161149	0	1837	159312	70.4	
AV DAILY USAGE	2264	LT						

COMBAT SUPPLIES USAGE AND STOCK CHARTS

DAYS STOCK IN THEATRE

WATER	0	39.4	40.4	41.9	39.9	37.2
C RATION	0	15.2	15.1	21	20.4	20.9
DIESEL	0	23	22.3	24.5	23	21.4
GASOLINE	0	27.9	27.3	26.6	25.7	25
JET A-1	0	98.9	73.8	72.7	71.2	70.4

AS OF 0800

SUN
04-Feb
7

MON
05-Feb
7

TUE
06-Feb
7

WED
07-Feb
7

THU
08-Feb
7

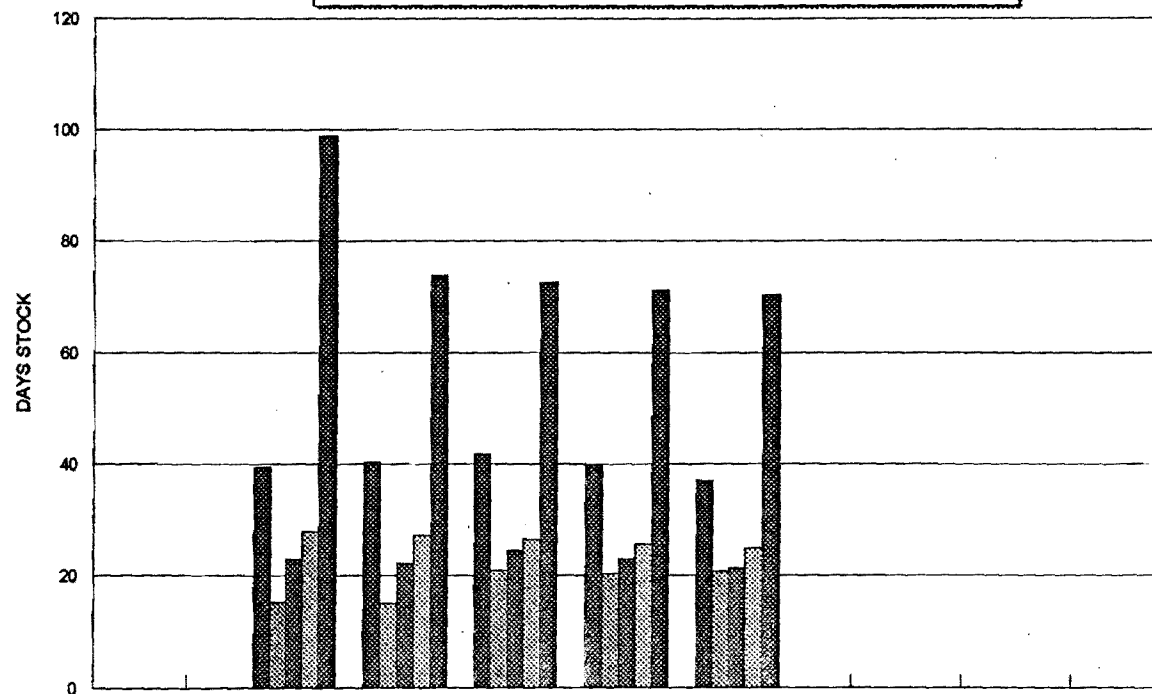
FRI
09-Feb
7

SAT
10-Feb
7

7 7 Days Res

COMBAT SUPPLIES THEATRE HOLDINGS

WEEK 04 FEB 96 - 11 FEB 96



DATE	AS OF 0800	SUN	MON	TUE	WED	THU	FRI	SAT
Water	0	39.4	40.4	41.9	39.9	37.2		
C Rations	0	15.2	15.1	21	20.4	20.9		
Diesel	0	23	22.3	24.5	23	21.4		
Gasoline	0	27.9	27.3	26.6	25.7	25		
Jet A-1	0	98.9	73.8	72.7	71.2	70.4		

DAILY 1ST LINE CBT SUP SITREP

08-Feb-96

ITEM	STRENGTH	UNIT OF ISSUE	START	RECEIVED	ISSUED	END BALANCE	DAYS	RETURN CORRECT AS AT
WATER								
BOTTLED		LT						
GHANCOY (KIBUYE)	28		0	0	0	0	0.0	1 FEB 96
GHANCOY (KIGALI)	135		18750	0	0	18,750	46.3	7 FEB 96
INDBATT	540		12,537	0	0	12,537	7.7	8 FEB 96
INDENGR	187		4,263	0	0	4,263	7.6	7 FEB 96
INDSIGNAL	70		2,619	0	0	2,619	12.5	6 FEB 96
MALAWICOY	85		1,615	0	0	1,615	6.3	8 FEB 96
NICOY (NYUNDO)	99		4,116	0	0	4,116	13.9	8 FEB 96
NICOY (SHAGASHA)	45		1,080	0	0	1,080	8.0	8 FEB 96
TOTAL	1189		44,980	0	0	44,980	12.6	31 PER MAN PER DAY
BULK								
GHANCOY (KIBUYE)	28		0	0	0	0	0.0	1 FEB 96
GHANCOY (KIGALI)	135					0	0.0	7 FEB 96
INDBATT	540		1,800	7,500	3,600	5,700	0.7	8 FEB 96
INDENGR	187		0	8,500	5,500	3,000	1.1	7 FEB 96
INDSIGNAL	70		500	0	0	500	0.5	6 FEB 96
MALAWICOY	85		0	0	0	0	0.0	8 FEB 96
NICOY (NYUNDO)	99		11,000	20,000	5,000	26,000	17.5	8 FEB 96
NICOY (SHAGASHA)	45		7,000	48,000	10,000	45,000	66.7	8 FEB 96
MILOB (BUTARE)	17		5,000	0	0	5,000	19.6	6 FEB 96
MILOB (CYANGUGU)	29		2,000	0	0	2,000	4.6	18 JAN 96
MILOB (GITARAMA)	24		9,500	0	0	9,500	26.4	7 FEB 96
TOTAL	1189		36,800	84,000	24,100	96,700	5.4	151 PER MAN PER DAY
COMBAT RATIONS(ALL TYPES)								
GHANCOY (KIBUYE)	28		0	0	0	0	0.0	1 FEB 96
GHANCOY (KIGALI)	135		725	0	0	725	5.4	7 FEB 96
INDBATT	540		4,926	0	0	4,926	9.1	8 FEB 96
INDENGR	187		1,421	0	0	1,421	7.6	7 FEB 96
INDSIGNAL	70		758	0	0	758	10.8	6 FEB 96
MALAWICOY	85		1,105	0	0	1,105	13.0	8 FEB 96
NICOY (NYUNDO)	99		752	708	0	1,460	14.7	8 FEB 96
NICOY (SHAGASHA)	45		228	315	0	543	12.1	8 FEB 96
TOTAL	1189		9,915	1,023	0	10,938	9.2	
DIESEL								
GHANCOY (KIBUYE)	187		266	0	0	266	1.4	1 FEB 96
GHANCOY (KIGALI)						0		7 FEB 96
INDBATT	389		4,340	3,100	525	6,915	17.8	8 FEB 96
INDENGR	28		6,245	0	340	5,905	210.9	7 FEB 96
INDSIGNAL	0					0		6 FEB 96
MALAWICOY	0					0		8 FEB 96
NICOY (NYUNDO)	992		1,400	0	600	800	0.8	8 FEB 96
NICOY (SHAGASHA)	434		7,144	0	1,773	5,371	8	8 FEB 96
MILOB (BUTARE)	478		2,696	0	0	2,696	6	8 FEB 96
MILOB (CYANGUGU)	0		1,200	0	0	1,200	18	18 JAN 96
MILOB (GITARAMA)	0		2,000	0	0	2,000	7	7 FEB 96
TOTAL DIESEL	2508		25,291	3,100	3,238	25,153	10.0	
GASOLINE								
GHANCOY (KIBUYE)						0		1 FEB 96
GHANCOY (KIGALI)						0		7 FEB 96
INDENGR	10		960	0	15	945	94.5	7 FEB 96
MALAWICOY						0		8 FEB 96
NICOY (NYUNDO)			0	0	0	0		8 FEB 96
NICOY (SHAGASHA)	12		130	0	0	130	8	8 FEB 96
MILOB (BUTARE)						0		6 FEB 96
MILOB (CYANGUGU)						0		18 JAN 96
MILOB (GITARAMA)			235	0	0	235	7	7 FEB 96
TOTAL GASOLINE	22	0	1325	0	15	1310	59.5	

DAILY 2ND LINE CBT SUP SITREP:

08-Feb-96

ITEM	WHERE HELD	UNIT OF ISSUE	START	RECEIVED	ISSUED	END BALANCE	DAYS	REMARKS
WATER								
BOTTLED	Log base	LT	25,857	0	0	25,857	7	3L PER MAN PER DAY
FORCE BOTTLE RESERVE	UNAMIRHQ&Trafipro	LT	21,958	0	0	21,958	5.95	3L PER MAN PER DAY
TOTAL BOTTLED		LT	47,815	0	0	47,815	12.9	3L PER MAN PER DAY
BULK B&R	Trafipro	LT	335,000	49,000	162,000	222,000	12	15 L PER MAN PER DAY
TOTAL WATER			382,815	49,000	162,000	269,815	25.0	
COMBAT RATIONS								
	Log base							
FRENCH		EA	7,388	0	324	7,064		
HELP PACK		EA	0	0	0	0		
SOUTH AFRICAN		EA	0	0	0	0		
AUSTRALIAN		EA	11,380	0	0	11,380		
TOTAL COMBAT RATIONS		EA	18,768	0	324	18,444	15.0	
DIESEL								
95 FLSG	Trafipro	LT	89,829	0	347	89,482		
95 FLSG	LOGBASE	LT	116,435	0	19,719	96,716		
SS S/ STATION		LT	149,301	0	4,717	144,584		
IVECO		LT	15,761	0	1,231	14,530		
TOTAL DIESEL		LT	371,326	0	26,014	345,312	17.0	
AV DAILY USAGE	20276	LT						
GASOLINE								
TOTAL/SS S/ STATION		LT	36,635	0	1,117	35,518	38.1	
AV DAILY USAGE	932	LT						
JET A1								
BULK	Kigali Airport	LT	156,449	0	1,837	154,612		
PACKAGED	Kigali Airport	LT	4,700	0	0	4,700		
TOTAL JET A-1		LT	161,149	0	1,837	159,312	70.4	
AV DAILY USAGE	2264	LT						

DAILY TOTAL CBT SUP SITREP 07-Feb-96

DISTRIBUTION

PERIOD COVERED 15:00 HRS 6 FEB 96 TO 15:00 HRS 7 FEB 96

FORCE STRENGTH:
 CONTINGENTS: 1231
 HQ/MILOBS: 173
 TOTAL: 1404

CLOGO
 SUMMO
 CISS
 FILE

REPORT CORRECT AS AT: 07-Feb-96 16:50

ITEM	WHERE HELD	UNIT OF ISSUE	START	RECEIVED	ISSUED	END BALANCE	DAYS	REMARKS
WATER								
BOTTLED								
1ST LINE		LT	44980	0	0	44980		
2ND LINE	LOG BASE	LT	47815	0	0	47815		
TOTAL BOTTLED WATER		LT	92795	0	0	92795	22.0	3L PER MAN PER DAY
BULK								
1ST LINE		LT	40100	6000	5300	40800		
2ND LINE	TRAFIPRO	LT	330000	66000	61000	335000		
TOTAL BULK WATER		LT	370100	72000	66300	375800	17.8	15L PER MAN PER DAY
TOTAL WATER								
1ST LINE		LT	85080	6000	5300	85780		
2ND LINE		LT	377815	66000	61000	382815		
TOTAL WATER IN THEATRE		LT	462895	72000	66300	468595	39.9	
COMBAT RATIONS								
1ST LINE		EA	9916	0	0	9916		
2ND LINE	LOG BASE	EA	19545	0	777	18768		
TOTAL CBT RATIONS IN THEATRE		EA	29461	0	777	28684	20.4	
DIESEL								
1ST LINE		LT	26066	750	725	26091		
2ND LINE		LT	396691	0	25365	371326		
TOTAL DIESEL IN THEATRE		LT	422757	750	26090	397417	23.0	
AV DAILY USAGE	17285	LT						
GASOLINE								
1ST LINE		LT	1450	0	125	1325		
2ND LINE		LT	37744	0	1109	36635		
TOTAL GASOLINE IN THEATRE		LT	39194	0	1234	37960	25.7	
AV DAILY USAGE	1476	LT						
JET A-1								
TOTAL JET A-1 IN THEATRE		LT	164704	0	3555	161149	71.2	
AV DAILY USAGE	2264	LT						

08/02

DAILY 2ND LINE CBT SUP SITREP:

07-Feb-96

ITEM	WHERE HELD	UNIT OF ISSUE	START	RECEIVED	ISSUED	END BALANCE	DAYS	REMARKS
WATER								
BOTTLED	Log base	LT	25,857	0	0	25,857	7	3L PER MAN PER DAY
FORCE BOTTLE RESERVE	UNAMIRHQ&Trafipro	LT	21,958	0	0	21,958	5.95	3L PER MAN PER DAY
TOTAL BOTTLED		LT	47,815	0	0	47,815	12.9	3L PER MAN PER DAY
BULK B&R	Trafipro	LT	330,000	66,000	61,000	335,000	18.1	15 L PER MAN PER DAY
TOTAL WATER			377,815	66,000	61,000	382,815	31.1	
COMBAT RATIONS								
FRENCH	Log base	EA	7,756	0	368	7,388		
HELP PACK		EA	0	0	0	0		
SOUTH AFRICAN		EA	409	0	409	0		
AUSTRALIAN		EA	11,380	0	0	11,380		
TOTAL COMBAT RATIONS		EA	19,545	0	777	18,768	15.2	
DIESEL								
95 FL SG	Trafipro	LT	90,254	0	425	89,829		
95 FL SG	LOGBASE	LT	132,592	0	16,157	116,435		
SS S/ STATION		LT	158,355	0	7,054	149,301		
IVECO		LT	17,490	0	1,729	15,761		
TOTAL DIESEL		LT	398,691	0	25,365	371,326	18.3	
AV DAILY USAGE	20276	LT						
GASOLINE								
TOTAL/SS S/ STATION		LT	37,744	0	1,109	36,635	39.3	
AV DAILY USAGE	932	LT						
JET A1								
BULK	Kigali Airport	LT	160,004	0	3,555	156,449		
PACKAGED	Kigali Airport	LT	4,700	0	0	4,700		
TOTAL JET A-1		LT	164,704	0	3,555	161,149	71.2	
AV DAILY USAGE	2264	LT						

07-Feb-96

ITEM	STRENGTH	UNIT OF ISSUE	START	RECEIVED	ISSUED	END BALANCE	DAYS	RETURN CORRECT AS AT
WATER								
BOTTLED		LT						
GHANCOY (KIBUYE)	28		0	0	0	0	0.01 FEB 96	
GHANCOY (KIGALI)	135		18/50	0	0	18/50	46.37 FEB 96	
INDBAT	540		12/537	0	0	12/537	7.77 FEB 96	
INDENGR	187		4/263	0	0	4/263	7.66 FEB 96	
INDISGNAL	70		2/619	0	0	2/619	12.56 FEB 96	
MALAWICOY	85		1/615	0	0	1/615	6.37 FEB 96	
NICOY (NTUNDO)	99		4/116	0	0	4/116	13.96 FEB 96	
NICOY (SHAGASHA)	45		1/080	0	0	1/080	8.06 FEB 96	
TOTAL	1189		44/980	0	0	44/980	126.37 PER MAN PER DAY	
BULK								
GHANCOY (KIBUYE)	28		0	0	0	0	0.01 FEB 96	
GHANCOY (KIGALI)	135		2/200	2/500	2/900	1/800	0.07 FEB 96	
INDBAT	540		1/900	0	1/900	0	0.27 FEB 96	
INDENGR	187		500	0	0	500	0.06 FEB 96	
INDISGNAL	70		0	0	0	0	0.56 FEB 96	
MALAWICOY	85		15/000	0	0	15/000	10.17 FEB 96	
NICOY (NTUNDO)	89		7/000	0	0	7/000	10.46 FEB 96	
NICOY (SHAGASHA)	45		5/000	0	0	5/000	19.66 FEB 96	
MILOB (BUTARE)	29		2/000	0	0	2/000	4.67 FEB 96	
MILOB (CYANGUGU)	24		6/500	3/500	500	9/500	26.47 FEB 96	
MILOB (GITARAMA)	24		40/100	6/000	5/300	40/800	2.31 FEB 96	
TOTAL	1189		40/100	6/000	5/300	40/800	2.31 FEB 96	
COMBAT RATIONS ALL TYPES								
GHANCOY (KIBUYE)	28		0	0	0	0	0.01 FEB 96	
GHANCOY (KIGALI)	135		7/25	0	0	7/25	5.47 FEB 96	
INDBAT	540		4/826	0	0	4/826	8.17 FEB 96	
INDENGR	187		1/421	0	0	1/421	7.66 FEB 96	
INDISGNAL	70		7/58	0	0	7/58	10.86 FEB 96	
MALAWICOY	85		1/105	0	0	1/105	13.07 FEB 96	
NICOY (NTUNDO)	99		7/53	0	0	7/53	7.66 FEB 96	
NICOY (SHAGASHA)	45		2/28	0	0	2/28	5.16 FEB 96	
TOTAL	1189		8/916	0	0	8/916	8.37 FEB 96	
DIESEL								
GHANCOY (KIBUYE)	187		2/66	0	0	2/66	1.41 FEB 96	
GHANCOY (KIGALI)	389		4/865	0	0	4/865	7.77 FEB 96	
INDBAT	28		6/245	0	0	6/245	11.27 FEB 96	
INDENGR	0		0	0	0	0	22.06 FEB 96	
INDISGNAL	0		0	0	0	0	6.76 FEB 96	
MALAWICOY	0		2/200	0	0	2/200	7.77 FEB 96	
NICOY (NTUNDO)	392		7/144	0	0	7/144	2.27 FEB 96	
NICOY (SHAGASHA)	434		2/696	0	0	2/696	8.76 FEB 96	
MILOB (BUTARE)	478		1/200	0	0	1/200	6.76 FEB 96	
MILOB (CYANGUGU)	0		1/450	7/50	200	2/000	18 JAN 96	
MILOB (GITARAMA)	0		26/066	7/50	7/25	26/091	7 FEB 96	
TOTAL DIESEL	2508		26/066	7/50	7/25	26/091	10.47 FEB 96	
GASOLINE								
GHANCOY (KIBUYE)						0	1 FEB 96	
GHANCOY (KIGALI)			1/085	0	105	980	7 FEB 96	
INDENGR	10		0	0	0	0	96.06 FEB 96	
MALAWICOY			0	0	0	0	8 FEB 96	
NICOY (NTUNDO)			130	0	0	130	8 FEB 96	
NICOY (SHAGASHA)	12		0	0	0	0	6 FEB 96	
MILOB (BUTARE)			255	0	20	235	6 FEB 96	
MILOB (CYANGUGU)			1450	0	125	1325	18 JAN 96	
MILOB (GITARAMA)			0	0	0	0	7 FEB 96	
TOTAL GASOLINE	22		1450	0	125	1325	60.27 FEB 96	

COMBAT SUPPLIES USAGE AND STOCK CHARTS

DAYS STOCK IN THEATRE

WATER	0	39.4	40.4	41.9	39.9
C RATION	0	15.2	15.1	21	20.4
DIESEL	0	23	22.3	24.5	23
GASOLINE	0	27.9	27.3	26.6	25.7
JET A-1	0	98.9	73.8	72.7	71.2

AS OF 0800

SUN
04-Feb
7

MON
05-Feb
7

TUE
06-Feb
7

WED
07-Feb
7

THU
08-Feb
7

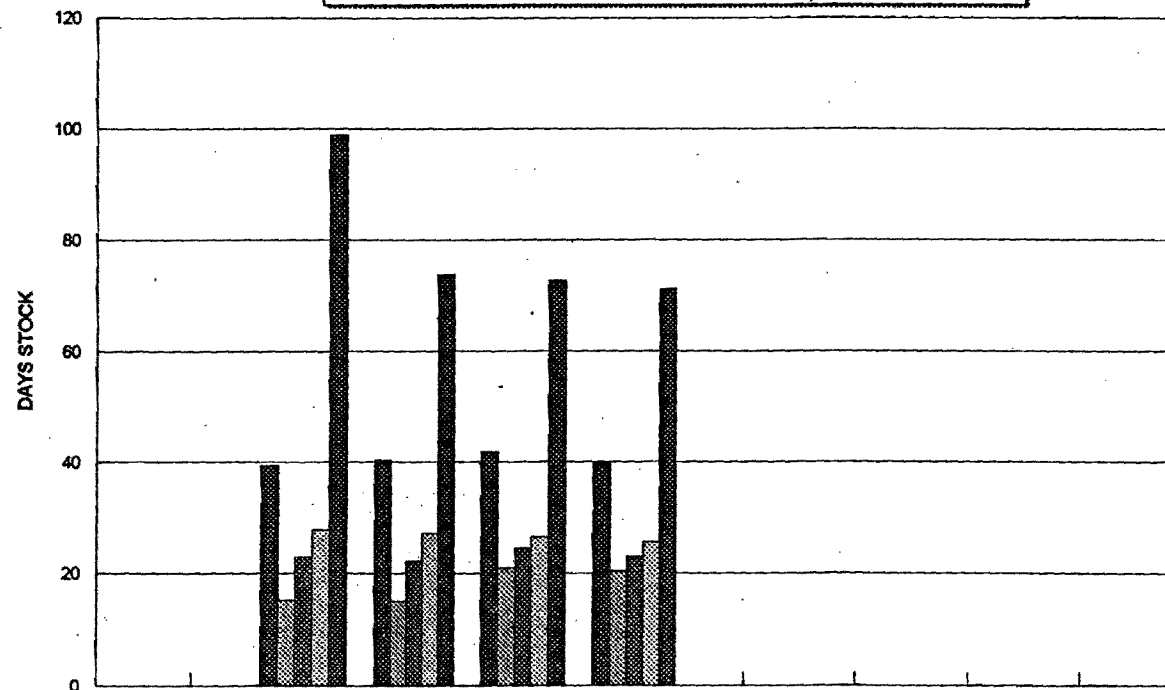
FRI
09-Feb
7

SAT
10-Feb
7

7 7 Days Res

COMBAT SUPPLIES THEATRE HOLDINGS

WEEK 04 FEB 96 - 11 FEB 96



DATE	AS OF 0800	SUN	MON	TUE	WED	THU	FRI	SAT
Water	0	39.4	40.4	41.9	39.9			
C Rations	0	15.2	15.1	21	20.4			
Diesel	0	23	22.3	24.5	23			
Gasoline	0	27.9	27.3	26.6	25.7			
Jet A-1	0	98.9	73.8	72.7	71.2			

DAILY 2ND LINE CBT SUP SITREP:

09-Feb-96

ITEM	WHERE HELD	UNIT OF ISSUE	START	RECEIVED	ISSUED	END	DAYS	REMARKS
						BALANCE		
WATER								
BOTTLED	Log base	LT	25,857	0	0	25,857	7.01	3L PER MAN PER DAY
FORCE BOTTLE RESERVE	UNAMIRHQ&Trafipro	LT	21,958	0	0	21,958	5.95	3L PER MAN PER DAY
TOTAL BOTTLED		LT	47,815	0	0	47,815	13	3L PER MAN PER DAY
BULK B&R	Trafipro	LT	222,000	161,000	198,000	185,000	10	15 L PER MAN PER DAY
TOTAL WATER			269,815	161,000	198,000	232,815	23.0	
COMBAT RATIONS								
	Log base							
FRENCH		EA	7,064	0	0	7,064		
HELP PACK		EA	0	0	0	0		
SOUTH AFRICAN		EA	0	0	0	0		
AUSTRALIAN		EA	11,380	0	0	11,380		
TOTAL COMBAT RATIONS		EA	18,444	0	0	18,444	15.0	
DIESEL								
95 FLSG	Trafipro	LT	89,482	0	278	89,204		
95 FLSG	LOGBASE	LT	96,716	0	8,153	88,563		
SS S/ STATION		LT	144,584	0	5,037	139,547		
IVECO		LT	14,530	0	1,260	13,270		
TOTAL DIESEL		LT	345,312	0	14,728	330,584	16.3	
AV DAILY USAGE	20276	LT						
GASOLINE								
TOTAL/SS S/ STATION		LT	35,518	0	3,140	32,378	34.7	
AV DAILY USAGE	932	LT						
JET A1								
BULK	Kigali Airport	LT	154,612	0	2,608	152,004		
PACKAGED	Kigali Airport	LT	4,700	0	0	4,700		
TOTAL JET A-1		LT	159,312	0	2,608	156,704	69.2	
AV DAILY USAGE	2264	LT						

DAILY 1ST LINE CBT SUP SITREP

09-Feb-96

ITEM	STRENGTH	UNIT OF ISSUE	START	RECEIVED	ISSUED	END BALANCE	DAYS	RETURN CORRECT AS AT
WATER								
BOTTLED		LT						
GHANCOY (KIBUYE)	28		0	0	0	0	0.0	1 FEB 96
GHANCOY (KIGALI)	135		18750	0	270	18,480	45.6	9 FEB 96
INDBATT	540		12,537	0	0	12,537	7.7	9 FEB 96
INDENGR	203		4,263	0	0	4,263	7.0	8 FEB 96
INDISGNAL	102		2,619	0	0	2,619	8.6	9 FEB 96
MALAWICOY	84		1,615	0	0	1,615	6.4	9 FEB 96
NICOY (NYUNDO)	99		4,116	0	0	4,116	13.9	9 FEB 96
NICOY (SHAGASHA)	45		1,080	0	0	1,080	8.0	9 FEB 96
TOTAL	1236		44,880	0	270	44,710	12.1	3L PER MAN PER DAY
BULK								
GHANCOY (KIBUYE)	28		0	0	0	0	0.0	1 FEB 96
GHANCOY (KIGALI)	135		0	0	0	0	0.0	9 FEB 96
INDBATT	540		5,700	1,500	2,600	4,600	0.6	9 FEB 96
INDENGR	203		3,000	2,000	3,200	1,800	0.6	8 FEB 96
INDISGNAL	102		500	3,500	3,500	500	0.3	9 FEB 96
MALAWICOY	84		0	0	0	0	0.0	9 FEB 96
NICOY (NYUNDO)	99		26,000	0	4,000	22,000	14.8	9 FEB 96
NICOY (SHAGASHA)	45		45,000	0	7,000	38,000	56.3	9 FEB 96
MILOB (BUTARE)	17		5,000	0	0	5,000	19.6	6 FEB 96
MILOB (CYANGUGU)	29		2,000	0	0	2,000	4.6	18 JAN 96
MILOB (GITARAMA)	24		9,500	0	0	9,500	26.4	7 FEB 96
TOTAL	1236		96,700	7,000	20,300	83,400	4.5	15L PER MAN PER DAY
COMBAT RATIONS(ALL TYPES)								
GHANCOY (KIBUYE)	28		0	0	0	0	0.0	1 FEB 96
GHANCOY (KIGALI)	135		725	0	135	590	4.4	9 FEB 96
INDBATT	540		4,926	0	0	4,926	9.1	9 FEB 96
INDENGR	203		1,421	0	0	1,421	7.0	8 FEB 96
INDISGNAL	102		758	0	0	758	7.4	9 FEB 96
MALAWICOY	84		1,105	0	0	1,105	13.2	9 FEB 96
NICOY (NYUNDO)	99		1,460	0	172	1,288	13.0	9 FEB 96
NICOY (SHAGASHA)	45		543	0	0	543	12.1	9 FEB 96
TOTAL	1236		10,938	0	307	10,631	8.6	
DIESEL								
GHANCOY (KIBUYE)	187		266	0	0	266	1.4	1 FEB 96
GHANCOY (KIGALI)						0		9 FEB 96
INDBATT	389		6,915	0	125	6,790	17.5	9 FEB 96
INDENGR	28		5,905	0	0	5,905	210.9	8 FEB 96
INDISGNAL	0					0		9 FEB 96
MALAWICOY	0					0		9 FEB 96
NICOY (NYUNDO)	892		800	9,500	800	9,500	9.6	9 FEB 96
NICOY (SHAGASHA)	434		5,371	0	730	4,641		9 FEB 96
MILOB (BUTARE)	478		2,696	0	0	2,696		6 FEB 96
MILOB (CYANGUGU)	0		1,200	0	0	1,200		18 JAN 96
MILOB (GITARAMA)	0		2,000	0	0	2,000		7 FEB 96
TOTAL DIESEL	2508		25,153	9,500	1,655	32,998	13.2	
GASOLINE								
GHANCOY (KIBUYE)						0		1 FEB 96
GHANCOY (KIGALI)						0		9 FEB 96
INDENGR	10		945	0	0	945	94.5	8 FEB 96
MALAWICOY						0		9 FEB 96
NICOY (NYUNDO)			0	800	0	800		9 FEB 96
NICOY (SHAGASHA)	12		130	0	0	130		9 FEB 96
MILOB (BUTARE)						0		6 FEB 96
MILOB (CYANGUGU)						0		18 JAN 96
MILOB (GITARAMA)			235	0	0	235		7 FEB 96
TOTAL GASOLINE	22	0	1310	800	0	2110	95.9	

DAILY TOTAL CBT SUP SITREP

09-Feb-96

DISTRIBUTION

PERIOD COVERED 15:00 HRS 8 FEB 96 TO 15:00 HRS 9 FEB 96

FORCE STRENGTH:

CONTINGENTS: 1230
 HQ/MILOBS: 173
 TOTAL: 1403

CLOGO
SUMMOCISS
FILE

REPORT CORRECT AS AT:

09-Feb-96

16:04

ITEM	WHERE HELD	UNIT OF ISSUE	START	RECEIVED	ISSUED	END BALANCE	DAYS	REMARKS
WATER								
BOTTLED								
1ST LINE		LT	44980	0	270	44710		
2ND LINE	LOG BASE	LT	47815	0	0	47815		
TOTAL BOTTLED WATER		LT	92795	0	270	92525	22.0	3L PER MAN PER DAY
BULK								
1ST LINE		LT	96700	7000	20300	83400		
2ND LINE	TRAFIPRO	LT	222000	161000	198000	185000		
TOTAL BULK WATER		LT	318700	168000	218300	268400	12.8	15L PER MAN PER DAY
TOTAL WATER								
1ST LINE		LT	141680	7000	20570	128110		
2ND LINE		LT	269815	161000	198000	232815		
TOTAL WATER IN THEATRE		LT	411495	168000	218570	360925	34.7	
COMBAT RATIONS								
1ST LINE		EA	10938	0	307	10631		
2ND LINE	LOG BASE	EA	18444	0	0	18444		
TOTAL CBT RATIONS IN THEATRE		EA	29382	0	307	29075	20.7	
DIESEL								
1ST LINE		LT	25153	9500	1655	32998		
2ND LINE		LT	345312	0	14728	330584		
TOTAL DIESEL IN THEATRE		LT	370465	9500	16383	363582	21.0	
AV DAILY USAGE	17285	LT						
GASOLINE								
1ST LINE		LT	1310	800	0	2110		
2ND LINE		LT	35518	0	3140	32378		
TOTAL GASOLINE IN THEATRE		LT	36828	800	3140	34488	23.4	
AV DAILY USAGE	1476	LT						
JET A-1								
TOTAL JET A-1 IN THEATRE		LT	159312	0	2608	156704	69.2	
AV DAILY USAGE	2264	LT						

DAILY TOTAL CBT SUP SITREP

05-Feb-96

DISTRIBUTION

PERIOD COVERED 15:00 HRS 4 FEB 96 TO 15:00 HRS 5 FEB 96

FORCE STRENGTH:

CONTINGENTS: 1231

HQ/MILOBS: 173

TOTAL: 1404

CLOGO
SUMMOCISS
FILE

REPORT CORRECT AS AT:

05-Feb-96

15:51

ITEM	WHERE HELD	UNIT OF ISSUE	START	RECEIVED	ISSUED	END BALANCE	DAYS	REMARKS
WATER								
BOTTLED								
1ST LINE		LT	46008	0	1028	44980		
2ND LINE	LOG BASE	LT	47815	0	0	47815		
TOTAL BOTTLED WATER		LT	93823	0	1028	92795	22.0	3L PER MAN PER DAY
BULK								
1ST LINE		LT	61100	21500	24900	57700		
2ND LINE	TRAFIPRO	LT	300000	119000	89000	330000		
TOTAL BULK WATER		LT	361100	140500	113900	387700	18.4	15L PER MAN PER DAY
TOTAL WATER								
1ST LINE		LT	107108	21500	25928	102680		
2ND LINE		LT	347815	119000	89000	377815		
TOTAL WATER IN THEATRE		LT	454923	140500	114928	480495	40.4	
COMBAT RATIONS								
1ST LINE		EA	10086	0	170	9916		
2ND LINE	LOG BASE	EA	11261	0	0	11261		
TOTAL CBT RATIONS IN THEATRE		EA	21347	0	170	21177	15.1	
DIESEL								
1ST LINE		LT	29509	2535	3246	28798		
2ND LINE		LT	368159	4605	16865	355899		
TOTAL DIESEL IN THEATRE		LT	397668	7140	20111	384697	22.3	
AV DAILY USAGE	17285	LT						
GASOLINE								
1ST LINE		LT	1510	0	0	1510		
2ND LINE		LT	39599	0	838	38761		
TOTAL GASOLINE IN THEATRE		LT	41109	0	838	40271	27.3	
AV DAILY USAGE	1476	LT						
JET A-1								
TOTAL JET A-1 IN THEATRE		LT	223892	0	56851	167041	73.8	
AV DAILY USAGE	226							

COMBAT SUPPLIES USAGE AND STOCK CHARTS

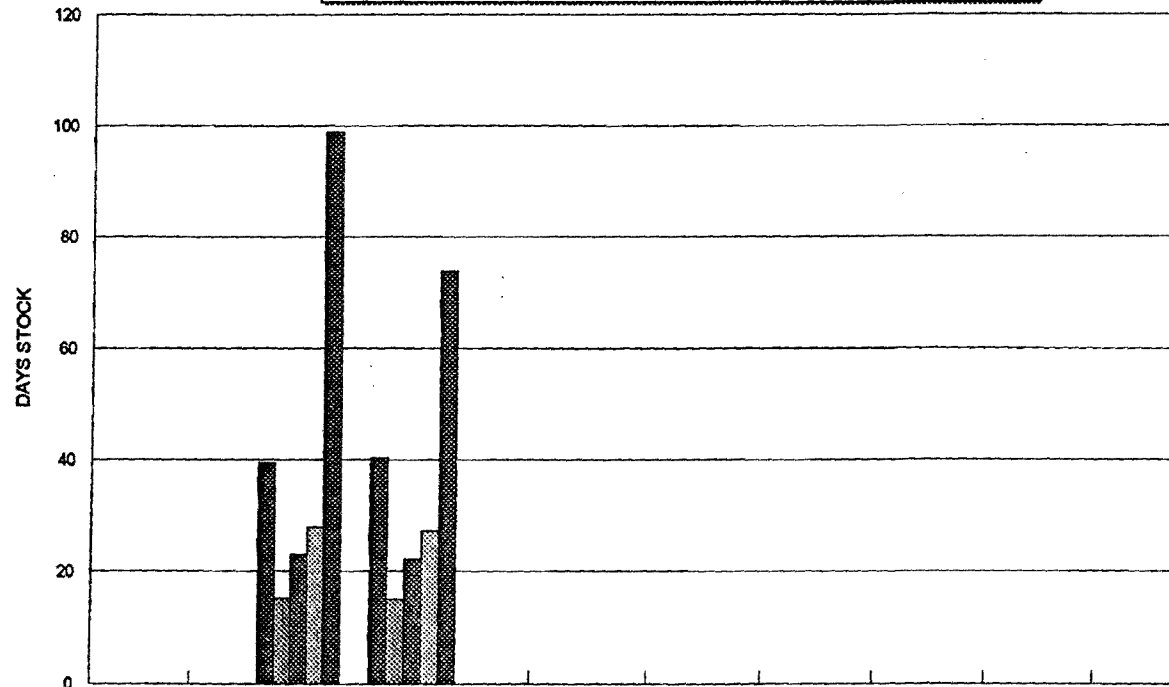
DAYS STOCK IN THEATRE

WATER	0	39.4	40.4
C RATION	0	15.2	15.1
DIESEL	0	23	22.3
GASOLINE	0	27.9	27.3
JET A-1	0	98.9	73.8

AS OF 0800 SUN MON TUE WED THU FRI SAT
 04-Feb 05-Feb 06-Feb 07-Feb 08-Feb 09-Feb 10-Feb
 7 7 7 7 7 7 7 7 7 Days Res

COMBAT SUPPLIES THEATRE HOLDINGS

WEEK 04 FEB 96 - 11 FEB 96



DATE	AS OF 0800	SUN	MON	TUE	WED	THU	FRI	SAT
Water	0	39.4	40.4					
C Rations	0	15.2	15.1					
Diesel	0	23	22.3					
Gasoline	0	27.9	27.3					
Jet A-1	0	98.9	73.8					

DAILY 1ST LINE CBT SUP SITREP

05-Feb-96

ITEM	STRENGTH	UNIT OF ISSUE	START	RECEIVED	ISSUED	END BALANCE	DAYS	RETURN CORRECT AS AT
WATER								
BOTTLED								
		LT						
GHANCOY (KIBUYE)	28		0	0	0	0	0.0	1 FEB 96
GHANCOY (KIGALI)	107		19608	0	858	18,750	175.2	5 FEB 96
INDATT	484		12,537	0	0	12,537	8.6	5 FEB 96
INDENGR	182		4,263	0	0	4,263	7.8	4 FEB 96
INDSIGNAL	70		2,619	0	0	2,619	12.5	5 FEB 96
MALAWICOY	85		1,785	0	170	1,615	6.3	5 FEB 96
NICOY (NYUNDO)	99		4,116	0	0	4,116	13.9	5 FEB 96
NICOY (SHAGASHA)	45		1,080	0	0	1,080	8.0	5 FEB 96
TOTAL	1100		46,008	0	1,028	44,980	136.3	3L PER MAN PER DAY
BULK								
GHANCOY (KIBUYE)	28		0	0	0	0	0.0	1 FEB 96
GHANCOY (KIGALI)	107		0	0	0	0	0.0	5 FEB 96
INDBATT	484		4,100	3,000	3,400	3,700	0.5	5 FEB 96
INDENGR	182		2,000	0	0	2,000	0.7	4 FEB 96
INDSIGNAL	70		500	3,500	3,500	500	0.5	4 FEB 96
MALAWICOY	85		0	0	0	0	0.0	5 FEB 96
NICOY (NYUNDO)	99		9,000	15,000	5,000	19,000	12.8	5 FEB 96
NICOY (SHAGASHA)	45		32,000	0	10,000	22,000	32.6	5 FEB 96
MILOB (BUTARE)	17		5,000	0	3,000	2,000	7.8	3 FEB 96
MILOB (CYANGUGU)	29		2,000	0	0	2,000	4.6	18 JAN 96
MILOB (GITARAMA)	24		6,500	0	0	6,500	18.1	23 JAN 96
TOTAL	1100		61,100	21,500	24,900	57,700	3.5	15L PER MAN PER DAY
COMBAT RATIONS(ALL TYPES)								
GHANCOY (KIBUYE)	28		0	0	0	0	0.0	1 FEB 96
GHANCOY (KIGALI)	107		725	0	0	725	6.8	5 FEB 96
INDBATT	484		4,926	0	0	4,926	10.2	5 FEB 96
INDENGR	182		1,421	0	0	1,421	7.8	4 FEB 96
INDSIGNAL	70		758	0	0	758	10.8	4 FEB 96
MALAWICOY	85		1,275	0	170	1,105	13.0	5 FEB 96
NICOY (NYUNDO)	99		753	0	0	753	7.6	5 FEB 96
NICOY (SHAGASHA)	45		228	0	0	228	5.1	5 FEB 96
TOTAL	1100		10,086	0	170	9,916	9.0	
ITEM	CONTINGENT AVG DAILY	UNIT OF ISSUE	START	RECEIVED	ISSUED	END BALANCE	DAYS	RETURN CORRECT AS AT
DIESEL								
GHANCOY (KIBUYE)	187		266	0	0	266	1.4	1 FEB 96
GHANCOY (KIGALI)						0		5 FEB 96
INDBATT	389		5,765	0	775	4,990	12.8	5 FEB 96
INDENGR	28		6,245	0	0	6,245	223.0	4 FEB 96
INDSIGNAL	0					0		4 FEB 96
MALAWICOY	0					0		5 FEB 96
NICOY (NYUNDO)	992		3,800	0	800	3,000	3.0	5 FEB 96
NICOY (SHAGASHA)	434		9,283	0	1,453	7,830		5 FEB 96
MILOB (BUTARE)	478		1,500	2,535	218	3,817		3 FEB 96
MILOB (CYANGUGU)	0		1,200	0	0	1,200		18 JAN 96
MILOB (GITARAMA)	0		1,450	0	0	1,450		23 JAN 96
TOTAL DIESEL	2508		29,509	2,535	3,246	28,798	11.5	
GASOLINE								
GHANCOY (KIBUYE)						0		1 FEB 96
GHANCOY (KIGALI)						0		5 FEB 96
INDENGR	10		1,065	0	0	1,065	106.5	4 FEB 96
MALAWICOY						0		5 FEB 96
NICOY (NYUNDO)			0	0	0	0		5 FEB 96
NICOY (SHAGASHA)	12		190	0	0	190		5 FEB 96
MILOB (BUTARE)						0		3 FEB 96
MILOB (CYANGUGU)						0		18 JAN 96
MILOB (GITARAMA)			255			255		23 JAN 96
TOTAL GASOLINE	22	0	1510	0	0	1510	68.6	

DAILY 2ND LINE CBT SUP SITREP:

05-Feb-96

ITEM	WHERE HELD	UNIT OF ISSUE	START	RECEIVED	ISSUED	END BALANCE	DAYS	REMARKS
WATER								
BOTTLED	Log base	LT	25,857	0	0	25,857	7	3L PER MAN PER DAY
FORCE BOTTLE RESERVE	UNAMIRHQ&Trafipro	LT	21,958	0	0	21,958	5.95	3L PER MAN PER DAY
TOTAL BOTTLED		LT	47,815	0	0	47,815	12.9	3L PER MAN PER DAY
BULK B&R	Trafipro	LT	300,000	119,000	89,000	330,000	17.9	15 L PER MAN PER DAY
TOTAL WATER			347,815	119,000	89,000	377,815	30.8	
COMBAT RATIONS								
FRENCH	Log base	EA	7,756	0	0	7,756		
HELP PACK		EA	1,958	0	0	1,958		
SOUTH AFRICAN		EA	409	0	0	409		
AUSTRALIAN		EA	1,138	0	0	1,138		
TOTAL COMBAT RATIONS		EA	11,261	0	0	11,261	9.1	
DIESEL								
95 FLSG	Trafipro	LT	91,070	0	379	90,691		
95 FLSG	LOGBASE	LT	92,034	0	10,080	81,954		
SS S/ STATION		LT	164,274	4,605	4,103	164,776		
IVECO		LT	20,781	0	2,303	18,478		
TOTAL DIESEL		LT	368,159	4,605	16,865	355,899	17.6	
AV DAILY USAGE	20276	LT						
GASOLINE								
TOTAL/SS S/ STATION		LT	39,599	0	838	38,761	41.6	
AV DAILY USAGE	932	LT						
JET A1								
BULK	Kigali Airport	LT	219,192	0	56,851	162,341		
PACKAGED	Kigali Airport	LT	4,700	0	0	4,700		
TOTAL JET A-1		LT	223,892	0	56,851	167,041	73.8	
AV DAILY USAGE	2264	LT						

DAILY TOTAL OF T SUP LTHLP

03-Feb-86

DISTRIBUTION

PERIOD COVERED 15:00 HRS 2 FEB 86 15:00 HRS 3 FEB 86

FORCE STRENGTH:

CONTINGENTS:

HQ/MILOES:

TOTAL:

1382

174

1556

CLOGO

SUMMO

G3 OPS

GICS

FILE

REPORT CORRECT AS AT:

03-Feb-86

11:22

ITEM	WHERE HELD	UNIT OF ISSUE	START	RECEIVED	ISSUED	END BALANCE	DAYS	REMARKS
WATER								
BOTTLED								
1ST LINE		LT	46008	0	0	46008		
2ND LINE	LOG BASE	LT	47815	0	0	47815		
TOTAL BOTTLED WATER		LT	93823	0	0	93823	20.1	3L PER MAN PER DAY
BULK								
1ST LINE		LT	30500	62500	21700	71300		
2ND LINE	TRAFIPRO	LT	312000	115000	153000	274000		
TOTAL BULK WATER		LT	342500	177500	174700	345300	14.8	15L PER MAN PER DAY
TOTAL WATER								
1ST LINE		LT	76508	62500	21700	117308		
2ND LINE		LT	359815	115000	153000	321815		
TOTAL WATER IN THEATRE		LT	436323	177500	174700	439123	34.9	
COMBAT RATIONS								
1ST LINE		EA	10381	0	295	10086		
2ND LINE	LOG BASE	EA	11271	0	10	11261		
TOTAL CBT RATIONS IN THEATRE		EA	21652	0	305	21347	13.7	
DIESEL								
1ST LINE		LT	29838	3500	3104	30234		
2ND LINE		LT	398898	0	26834	372064		
TOTAL DIESEL IN THEATRE		LT	428736	3500	29938	402298	23.3	
AV DAILY USAGE	17285	LT						
GASOLINE								
1ST LINE		LT	1510	0	0	1510		
2ND LINE		LT	41120	0	981	40139		
TOTAL GASOLINE IN THEATRE		LT	42630	0	981	41649	28.2	
AV DAILY USAGE	1476	LT						
JET A-1								
TOTAL JET A-1 IN THEATRE		LT	227717	0	2235	225482	99.6	
AV DAILY USAGE	2264	LT						

COMBAT SUPPLIES USAGE AND STOCK CHARTS

THEATRE STOCK IN THEATRE

WATER	0	26.3	30.2	27.2	29.2	30.2	34.8	34.9
C RATION	0	11.7	11.7	11.7	11.8	12.2	13.8	13.7
DIESEL	0	17	17.1	21.2	19.0	22.2	24.8	23.3
GASOLINE	0	59.1	56.7	31.1	30.4	29.4	28.9	28.2
JLT A-1	0	123.8	123.2	104.3	103.1	102.2	100.6	99.6

AS OF 0800

SUN
28-Jan
7

MON
29-Jan
7

TUE
30-Jan
7

WED
31-Jan
7

THU
01-Feb
7

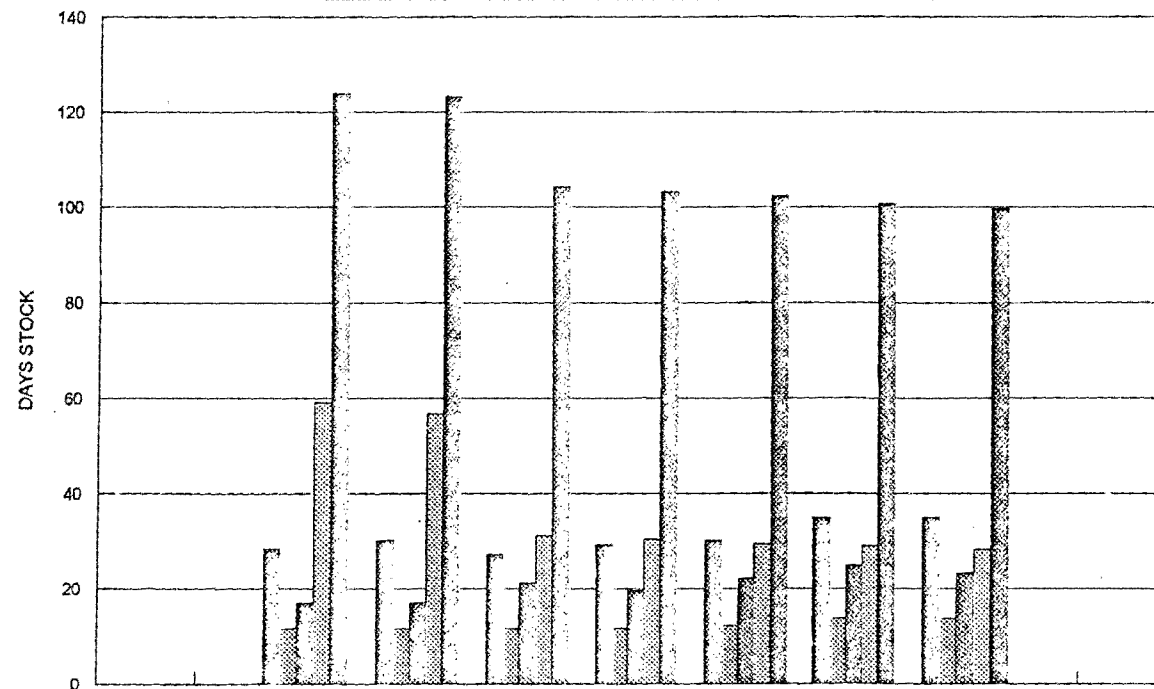
FRI
02-Feb
7

SAT
03-Feb
7

7 7 Days Res

COMBAT SUPPLIES THEATRE HOLDINGS

WEEK 28 JAN 96 - 3 FEB 96



DATE	AS OF 0800	SUN	MON	TUE	WED	THU	FRI	SAT
Water	0	26.3	30.2	27.2	29.2	30.2	34.8	34.9
C Rations	0	11.7	11.7	11.7	11.8	12.2	13.8	13.7
Diesel	0	17	17.1	21.2	19.0	22.2	24.8	23.3
Gasoline	0	59.1	56.7	31.1	30.4	29.4	28.9	28.2
Jet A-1	0	123.8	123.2	104.3	103.1	102.2	100.6	99.6

ITEM	STRENGTH	UNIT OF ISSUE	START	RECEIVED	ISSUED	END BALANCE	DAYS	RETURN CORRECT AS AT
WATER								
BOTTLED		LT						
GHANCOY (KIBUYE)	28		0	0	0	0	0.0	1 FEB 96
GHANCOY (KIGALI)	258		19,608	0	0	19,608	76.0	1 FEB 96
INDBATT	466		12,537	0	0	12,537	9.0	3 FEB 96
INDENGR	181		4,263	0	0	4,263	7.9	3 FEB 96
INDSIGNAL	90		2,619	0	0	2,619	9.7	30 JAN 96
MALAWICOY	85		1,785	0	0	1,785	7.0	3 FEB 96
NICOY (NYUNDO)	99		4,116	0	0	4,116	13.5	3 FEB 96
NICOY (SHAGASHA)	45		1,080	0	0	1,080	8.0	3 FEB 96
TOTAL	1252		46,008	0	0	46,008	12.2	31 PER MAN PER DAY
BULK								
GHANCOY (KIBUYE)	28		0	0	0	0	0.0	1 FEB 96
GHANCOY (KIGALI)	258						0.0	1 FEB 96
INDBATT	466		2,800	7,000	3,700	6,100	0.9	3 FEB 96
INDENGR	181		2,700	2,500	3,000	2,200	0.8	3 FEB 96
INDSIGNAL	90		500	0	0	500	0.4	30 JAN 96
MALAWICOY	85		0	0	0	0	0.0	3 FEB 96
NICOY (NYUNDO)	99		2,000	20,000	5,000	17,000	11.4	3 FEB 96
NICOY (SHAGASHA)	45		9,000	33,000	10,000	32,000	47.4	3 FEB 96
MILOB (BUTARE)	17		5,000	0	0	5,000	15.6	30 JAN 96
MILOB (CYANGUGU)	29		2,000	0	0	2,000	4.6	18 JAN 96
MILOB (GITARAMA)	24		6,500	0	0	6,500	18.1	23 JAN 96
TOTAL	1252		30,500	62,500	21,700	71,300	3.8	151 PER MAN PER DAY
COMBAT RATIONS (ALL TYPES)								
GHANCOY (KIBUYE)	28		0	0	0	0	0.0	1 FEB 96
GHANCOY (KIGALI)	258		1020	0	295	725	2.8	1 FEB 96
INDBATT	466		4,926	0	0	4,926	10.6	3 FEB 96
INDENGR	181		1,421	0	0	1,421	7.9	3 FEB 96
INDSIGNAL	90		758	0	0	758	8.4	30 JAN 96
MALAWICOY	85		1,275	0	0	1,275	15.0	3 FEB 96
NICOY (NYUNDO)	99		753	0	0	753	7.6	3 FEB 96
NICOY (SHAGASHA)	45		228	0	0	228	5.1	3 FEB 96
TOTAL	1252		10,351	0	295	10,086	8.1	
DIESEL								
GHANCOY (KIBUYE)	442		921	0	655	266	0.6	1 FEB 96
GHANCOY (KIGALI)						0		1 FEB 96
INDBATT	417		2,915	3,500	525	5,890	14.1	3 FEB 96
INDENGR	112		6,445	0	200	6,245	55.8	3 FEB 96
INDSIGNAL	0					0		30 JAN 96
MALAWICOY	0					0		3 FEB 96
NICOY (NYUNDO)	722		5,300	0	900	4,400	6.1	3 FEB 96
NICOY (SHAGASHA)	0		10,107	0	824	9,283		3 FEB 96
MILOB (BUTARE)	0		1,500	0	0	1,500		30 JAN 96
MILOB (CYANGUGU)	0		1,200	0	0	1,200		18 JAN 96
MILOB (GITARAMA)	107.14		1,450	0	0	1,450		23 JAN 96
TOTAL DIESEL	1680.14		28,835	3,500	3,104	35,234	16.8	
GASOLINE								
GHANCOY (KIBUYE)						0		1 FEB 96
GHANCOY (KIGALI)						0		1 FEB 96
INDENGR	5		1,065	0	0	1,065	213.0	3 FEB 96
MALAWICOY						0		3 FEB 96
NICOY (NYUNDO)			0	0	0	0		3 FEB 96
NICOY (SHAGASHA)	8		190	0	0	190		3 FEB 96
MILOB (BUTARE)						0		30 JAN 96
MILOB (CYANGUGU)						0		18 JAN 96
MILOB (GITARAMA)			255	0	0	255		23 JAN 96
TOTAL GASOLINE	13	0	1,310	0	0	1,310	110.2	

DAILY 2ND LINE OF T SUP SITREP:

03-Feb-96

ITEM	WHERE HELD	UNIT OF ISSUE	START	RECEIVED	ISSUED	END BALANCE	DAYS	REMARKS
WATER								
BOTTLED	Log base	LT	25,857	0	0	25,857	6.24	3L PER MAN PER DAY
FORCE BOTTLE RESERVE	UNAMIRHQ&Trafipro	LT	21,958	0	0	21,958	5.3	3L PER MAN PER DAY
TOTAL BOTTLED		LT	47,815	0	0	47,815	11.5	3L PER MAN PER DAY
BULK B&R	Trafipro	LT	312,000	115,000	153,000	274,000	13.2	15 L PER MAN PER DAY
TOTAL WATER			359,815	115,000	153,000	321,815	24.8	
COMBAT RATIONS	Log base							
FRENCH		EA	7,756	0	0	7,756		
HELP PACK		EA	1,958	0	0	1,958		
SOUTH AFRICAN		EA	419	0	10	409		
AUSTRALIAN		EA	1,138	0	0	1,138		
TOTAL COMBAT RATIONS		EA	11,271	0	10	11,261	8.1	
DIESEL								
95 FLSG	Trafipro	LT	91,476	0	406	91,070		
95 FLSG	LOGBASE	LT	110,322	0	18,288	92,034	.	
SS S/ STATION		LT	174,913	0	6,734	168,179		
IVECO		LT	22,187	0	1,406	20,781		
TOTAL DIESEL		LT	398,898	0	26,834	372,064	21.5	
AV DAILY USAGE	17285	LT						
GASOLINE								
TOTAL/SS S/ STATION		LT	41,120	0	981	40,139	27.2	
AV DAILY USAGE	1476	LT						
JET A1								
BULK	Kigali Airport	LT	223,017	0	2,235	220,782		
PACKAGED	Kigali Airport	LT	4,700	0	0	4,700		
TOTAL JET A-1		LT	227,717	0	2,235	225,482	99.6	
AV DAILY USAGE	2264	LT						

DAILY TOTAL CBT SUP SITRE 01-Feb-96

DISTRIBUTION

PERIOD COVERED 15:00 HRS 31 JAN 96 TO 15:00 HRS 1 FEB 96

FORCE STRENGTH:
 CONTINGENTS: 1479
 HQ/MILOBS: 182
 TOTAL: 1661

CLOGO
 SUMMO
 CISS
 FILE

REPORT CORRECT AS AT: 01-Feb-96 16:37

ITEM	WHERE HELD	UNIT OF ISSUE	START	RECEIVED	ISSUED	END BALANCE	DAYS	REMARKS
WATER								
BOTTLED								
1ST LINE		LT	24615	1190	0	25805		
2ND LINE	LOG BASE	LT	49600	0	0	49600		
TOTAL BOTTLED WATER		LT	74215	1190	0	75405	15.1	3L PER MAN PER DAY
BULK								
1ST LINE		LT	46700	7600	18100	36200		
2ND LINE	TRAFIPRO	LT	310000	83000	53000	340000		
TOTAL BULK WATER		LT	356700	90600	71100	376200	15.1	15L PER MAN PER DAY
TOTAL WATER								
1ST LINE		LT	71315	8790	18100	62005		
2ND LINE		LT	359600	83000	53000	389600		
TOTAL WATER IN THEATRE		LT	430915	91790	71100	451605	30.2	
COMBAT RATIONS								
1ST LINE		EA	8171	595	0	8766		
2ND LINE	LOG BASE	EA	11377	0	106	11271		
TOTAL CBT RATIONS IN THEATRE		EA	19548	595	106	20037	12.1	
DIESEL								
1ST LINE		LT	24998	9265	1850	32413		
2ND LINE		LT	313072	49837	12212	350697		
TOTAL DIESEL IN THEATRE		LT	338070	59102	14062	383110	22.2	
AV DAILY USAGE	17285	LT						
GASOLINE								
1ST LINE		LT	1615	0	105	1510		
2ND LINE		LT	43289	0	1407	41882		
TOTAL GASOLINE IN THEATRE		LT	44904	0	1512	43392	29.4	
AV DAILY USAGE	1476	LT						
JET A-1								
TOTAL JET A-1 IN THEATRE		LT	233488	0	2211	231277	102.2	
AV DAILY USAGE	2264	LT						

COMBAT SUPPLIES USAGE AND STOCK CHARTS

DAYS STOCK IN THEATRE

WATER	0	28.3	30.2	27.2	29.2	30.2
C RATION	0	11.7	11.7	11.7	11.8	12.2
DIESEL	0	17	17.1	21.2	19.6	22.2
GASOLINE	0	59.1	56.7	31.1	30.4	29.4
JET A-1	0	123.8	123.2	104.3	103.1	102.2

AS OF 0800

SUN
28-Jan
7

MON
29-Jan
7

TUE
30-Jan
7

WED
31-Jan
7

THU
01-Feb
7

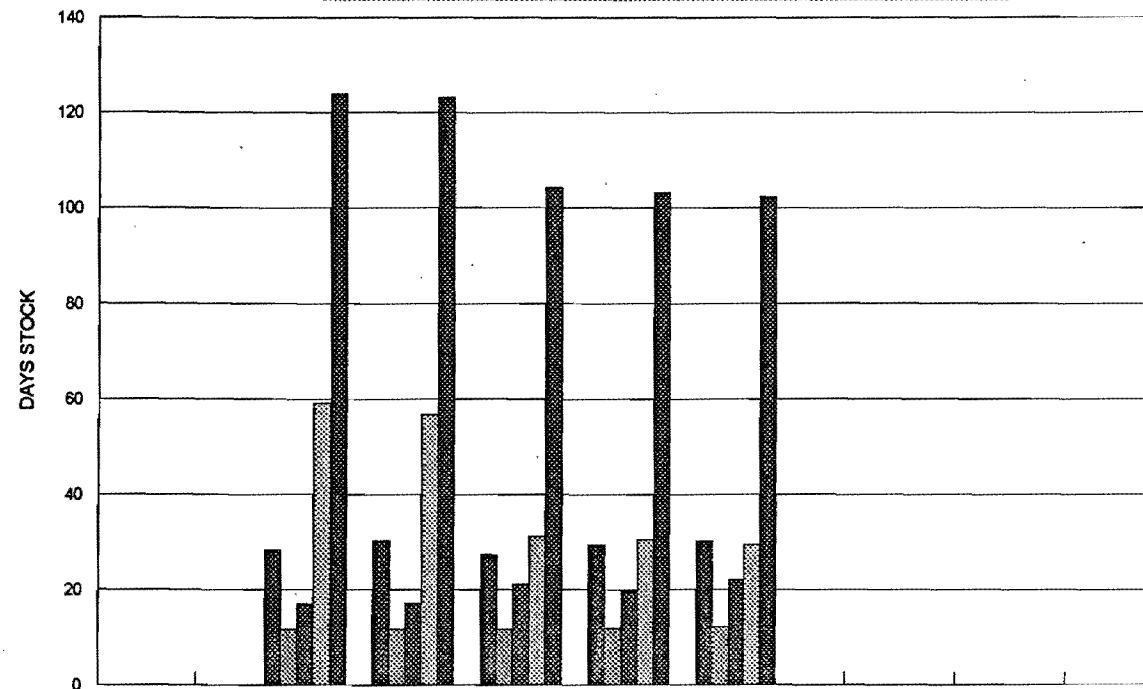
FRI
02-Feb
7

SAT
03-Feb
7

7 7 Days Res

COMBAT SUPPLIES THEATRE HOLDINGS

WEEK 28 JAN 96 - 3 FEB 96



DATE	AS OF 0800	SUN	MON	TUE	WED	THU	FRI	SAT
Water	0	28.3	30.2	27.2	29.2	30.2		
C Rations	0	11.7	11.7	11.7	11.8	12.2		
Diesel	0	17	17.1	21.2	19.6	22.2		
Gasoline	0	59.1	56.7	31.1	30.4	29.4		
Jet A-1	0	123.8	123.2	104.3	103.1	102.2		

DAILY 1ST LINE CBT SUP SITREP

01 Feb 96

ITEM	STRENGTH	UNIT OF ISSUE	START	RECEIVED	ISSUED	END BALANCE	DAYS	RETURN CORRECT AS AT
WATER								
BOTTLED								
GHANCOY (KIBUYE)	28	LT	0	0	0	0	0.0	24 Jan 96
INDBATT	473		12,537	0	0	12,537	8.8	1 FEB 96
INDENGR	181		4,263	0	0	4,263	7.9	31 JAN 96
INDSIGNAL	70		2,619	0	0	2,619	12.5	30 JAN 96
MALAWICOY	85		0	1190	0	1,190	4.7	1 FEB 96
NICOY (NYUNDO)	99		4,116	0	0	4,116	13.9	31 JAN 96
NICOY (SHAGASHA)	45		1,080	0	0	1,080	8.0	1 FEB 96
TOTAL	981		24,615	1,190	0	25,805	8.8	31 PER MAN PER DAY
BULK								
GHANCOY (KIBUYE)	28		0	0	0	0	0.0	24 Jan 96
INDBATT	473		4,500	4,600	4,900	4,200	0.6	1 FEB 96
INDENGR	181		3,200	3,000	3,200	3,000	1.1	31 JAN 96
INDSIGNAL	70		500	0	0	500	0.5	30 JAN 96
MALAWICOY	85		0	0	0	0	0.0	1 FEB 96
NICOY (NYUNDO)	99		6,000	0	0	6,000	4.0	31 JAN 96
NICOY (SHAGASHA)	45		19,000	0	10,000	9,000	13.3	1 FEB 96
MILOB (BUTARE)	17		5,000	0	0	5,000	19.6	30 JAN 96
MILOB (CYANGUGU)	29		2,000	0	0	2,000	4.6	18 JAN 96
MILOB (GITARAMA)	24		6,500	0	0	6,500	18.1	23 JAN 96
TOTAL	981		46,700	7,600	18,100	38,200	2.5	15L PER MAN PER DAY
COMBAT RATIONS(ALL TYPES)								
GHANCOY (KIBUYE)	28		0	0	0	0	0.0	24 Jan 96
INDBATT	473		4,926	0	0	4,926	10.4	1 FEB 96
INDENGR	181		1,421	0	0	1,421	7.9	31 JAN 96
INDSIGNAL	70		758	0	0	758	10.8	30 JAN 96
MALAWICOY	85		0	595	0	595	7.0	1 FEB 96
NICOY (NYUNDO)	99		838	0	0	838	8.5	31 JAN 96
NICOY (SHAGASHA)	45		228	0	0	228	5.1	1 FEB 96
TOTAL	981		8,171	595	0	8,766	8.9	
ITEM	CONTINGENT AVG DAILY	UNIT OF ISSUE	START	RECEIVED	ISSUED	END BALANCE	DAYS	RETURN CORRECT AS AT
DIESEL								
GHANCOY (KIBUYE)	442		921	0	0	921	2.1	24 Jan 96
INDBATT	417		4,090	0	1,050	3,040	7.3	1 FEB 96
INDENGR	112		6,445	0	0	6,445	57.5	31 JAN 96
INDSIGNAL	0					0		30 JAN 96
MALAWICOY	0					0		1 FEB 96
NICOY (NYUNDO)	722		7,750	0	0	7,750	10.7	31 JAN 96
NICOY (SHAGASHA)	0		1,642	9,265	800	10,107		1 FEB 96
MILOB (BUTARE)	0		1,500	0	0	1,500		30 JAN 96
MILOB (CYANGUGU)	0		1,200	0	0	1,200		18 JAN 96
MILOB (GITARAMA)	107.14		1,450	0	0	1,450		23 JAN 96
TOTAL DIESEL	1800.14		24,998	9,265	1,850	32,413	18.0	
GASOLINE								
GHANCOY (KIBUYE)								24 Jan 96
INDENGR	5		1,110	0	45	1,065	213.0	1 FEB 96
MALAWICOY						0		1 FEB 96
NICOY (NYUNDO)			0	0	0	0		31 JAN 96
NICOY (SHAGASHA)	8		250	0	60	190		1 FEB 96
MILOB (BUTARE)								30 JAN 96
MILOB (CYANGUGU)						0		18 JAN 96
MILOB (GITARAMA)			255			255		23 JAN 96
TOTAL GASOLINE	13	0	1615	0	105	1510	116.2	

DAILY 2ND LINE CBT SUP SITREN

01-Feb-96

ITEM	WHERE HELD	UNIT OF ISSUE	START	RECEIVED	ISSUED	END BALANCE	DAYS	REMARKS
WATER								
BOTTLED	Log base	LT	27,642	0	0	27,642	6.23	3L PER MAN PER DAY
FORCE BOTTLE RESERVE	UNAMIRHQ&Trafipro	LT	21,958	0	0	21,958	4.95	3L PER MAN PER DAY
TOTAL BOTTLED		LT	49,600	0	0	49,600	11.2	3L PER MAN PER DAY
BULK B&R	Trafipro	LT	310,000	83,000	53,000	340,000	15.3	15 L PER MAN PER DAY
TOTAL WATER			359,600	83,000	53,000	389,600	26.5	
COMBAT RATIONS								
FRENCH	Log base	EA	7,862	0	106	7,756		
HELP PACK		EA	1,958	0	0	1,958		
SOUTH AFRICAN		EA	419	0	0	419		
AUSTRALIAN		EA	1,138	0	0	1,138		
TOTAL COMBAT RATIONS		EA	11,377	0	106	11,271	7.6	
DIESEL								
95 FLSG	Trafipro	LT	33,020	0	403	32,617		
95 FLSG	LOGBASE	LT	118,492	0	4,777	113,715		
SS S/ STATION		LT	136,659	49,837	5,751	180,745		
IVECO		LT	24,901	0	1,281	23,620		
TOTAL DIESEL		LT	313,072	49,837	12,212	350,697	20.3	
AV DAILY USAGE	17285	LT						
GASOLINE								
TOTAL/SS S/ STATION		LT	43,289	0	1,407	41,882	28.4	
AV DAILY USAGE	1476	LT						
JET A1								
BULK	Kigali Airport	LT	228,788	0	2,211	226,577		
PACKAGED	Kigali Airport	LT	4,700	0	0	4,700		
TOTAL JET A-1		LT	233,488	0	2,211	231,277	102.2	
AV DAILY USAGE	2264	LT						