

UNCLASSIFIED

EL/WG APR 2009

PLEASE RETAIN
ORIGINAL ORDER

UNARCHIVES

SERIES S-1063BOX 3FILE 6ACC. 1998/0278

UNAMIR FORCE HQ
OUTGOING FACSIMILE NO :-
MIR NO :-
MISC NO :-

22 OCT 95

TO: ANNAN, UNATIONS; NEW YORK	FROM: SHAHARYAR KHAN SRSG UNAMIR, KIGALI, RWANDA.
INFO: SITUATION CENTRE, NEW YORK UN SECUR COORD SEVAN	<i>amunm</i>
FAX: 001 (212) 963 9053	FAX: (250) 86877
<u>INTERNAL DISTRIBUTION:</u> FC <i>[redacted]</i>	
SUBJECT: DAILY SITREP FOR 21 OCT 95	
NUMBER OF PAGES, INCLUDING THIS ONE: NINE	

1. PLEASE FIND ATTACHED THE DAILY SITREP MENTIONED ABOVE.
2. REGARDS.

DAILY SITREP FOR 21 OCT 95

1. HIGHLIGHTS.

A. THE OVERALL MILITARY SITUATION IN RWANDA IS STABLE AND CONTINUES TO IMPROVE THROUGHOUT THE COUNTRY. SECURITY ALONG THE BORDER REMAINS TENSE. REPATRIATION OF REFUGEES CONTINUES.

B. BORDER CROSSING:

(1) TOTAL INFLOW FOR THE DAY IS 1,072. 377 FROM TANZANIA, 186 FROM ZAIRE AND 509 FROM UGANDA.

(2) TOTAL FOR THE MONTH TO DATE ARE INFLOW - 10,492. OUTFLOW - 63.

2. POLITICAL ACTIVITIES. SPORTING ACTIVITIES IN SUPPORT OF UN 50TH ANNIVERSARY CELEBRATION STARTED TODAY AT THE AMAHORO STADIUM.

3. MILITARY ACTIVITIES.

A. RPA/GENDARMERIE. NSTR.

B. FRGF/MILITIA/BANDITRY NSTR.

4. HUMANITARIAN

A. 47 RETURNEES ARRIVED NDERA CAMP FROM GISENYI. 38 RETURNEES WERE DESPATCHED BY UNHCR TO KIGALI AND KIBUNGO. 332 RETURNEES STILL AWAITING EVAC FROM NDERA CAMP.

B. INDBATT PROVIDED THREE TRUCKS TO RPA TO TRANSPORT 11 TONNES OF RATIONS FROM KIGALI TO BUTARE.

C. MALICOY PROVIDED TWO TRUCKS TO GIKONGORO PREFECTURE TO TRANSPORT CEREALS.

D. FORCE SIGNAL COMPANY PROVIDED ONE TRUCK TO ARDEC FOR TRANSPORTATION OF WOOD FROM RUGALIKA TO KIBAYA.

E. NORMED AND UNIT MEDICAL STAFF TREATED 68 MEDICAL AND 05 DENTAL PATIENTS.

F. SECTOR 3B (BUTARE) - MALICOY PROVIDED ONE TRUCK TO MBAZI COMMUNE FOR CARRYING THE REMAINS OF GENOCIDE VICTIMS AND ANOTHER TO NGOMA COMMUNE FOR TRANSPORTING LOCALS ATTENDING REBURIAL CEREMONY AT THE NATIONAL UNIVERSITY.

G. SECTOR -5B (GISENYI) - THE MINE AWARENESS TRAINING FOR NGOS WAS CONDUCTED TODAY.

5. CIVILIAN AFFAIRS.

A. IN SECTOR 1B (GITARAMA) - THE TOTAL NUMBER OF RETURNEES IS 1371.

B. IN SECTOR 2B (KIBUNGO) - ON THE 20 OCTOBER, 1995 337 RETURNEES WERE TRANSPORTED TO NYAKARAMBI TRANSIT CAMP, 26 WERE TRANSPORTED TO THEIR COMMUNES AND 344 REMAINED IN THE CAMP. ON 21 OCTOBER 1995, 29 WERE TRANSPORTED TO THE TRANSIT CAMP AND 87 TRANSPORTED TO THEIR COMMUNES.

C. IN SECTOR 4 (CYANGUGU) - 13 RETURNEES ARRIVED AT BUGARAMA CITE TRANSIT CAMP TODAY. 28 RETURNEES WERE TRANSPORTED TO NYAGATARE TRANSIT CAMP, 103 WERE TRANSPORTED FROM NYAGATARE TRANSIT CAMP TO THEIR HOME COMMUNES. THERE ARE 20 RETURNEES LEFT AT BUGARAMA CITE AND 128 AT NYAGATARE.

D. SECTOR 5B (GISENYI) - 309 RETURNEES WERE TRANSPORTED FROM NKAMIRA TRANSIT CAMP TO VARIOUS COMMUNES AND 14 ARE REMAINING.

E. ON 21 OCTOBER 1995 AT APPROXIMATELY 1700HRS IN THE CYANGUGU SUB-SECTOR, MR ISAU BELIEVED TO BE THE TEAM LEADER OF IOMCYANGUGU, WAS FIRED AT IN THE NYUNGWE FOREST AT KARAMBA GR 011261 AS HE WAS DRIVING A SUZUKI JEEP BACK TO CYANGUGU. HE WAS HIT IN THE RIGHT ARM BY A SINGLE BULLET WHICH REMAINED LODGED IN THE SHOULDER.

6. SECURITY AND SAFETY OF PERSONNEL NSTR.

7. LOGISTICS

ESSENTIAL FORCE RESERVE STOCK LEVELS AS AT 20 OCT 95:

(1)	WATER	=	30.6 DAYS
(2)	RATION	=	25.9 "
(3)	FUEL	=	10 "
(4)	MOGAS	=	6.4 "
(5)	JET FUEL	=	26.4 "

8. CASUALTIES NSTR.

9. COMMENTS NO CHANGE.

DATE: 21-OCT-95

UNAMIR
DAILY CONTINGENT STATE

ANNEX 'A'

CONTINGENT															TOTAL	REMARKS
SRL		KIG	BUT	GIK	GIS	KIBG	CYA	KIB	SIGCOY	NBO	MIL POL	ENGRCOY	MOVCON	LEAVE	SICK	
1	CANCON	72								4				16		92
2	GHANCOY	132				162					12					306
3	INDCON	493	13	4				3	124			141	15	145	1	939
4	MALAWICOY						133									133
5	MALICOY			132												132
6	NICOY	4			128						11			1		144
7	TUNBATT	3									11					14
8	ZAMBATT										22					22
TOTAL		704	13	136	128	162	133	3	124	4	56	141	15	162	1	1784

SUMMARY	
CONTINGENT	1782
STAFF	41
MILOBS	286
CIVPOL	85
TOTAL	2194

UNAMIR

STAFF OFFICERS AND MILOBS STATE

DATE-21-OCT-95

S/NO	COUNTRY	STAFF				CIVPOL	MILOBS															REMARKS	
		LOCATION			LEAVE		TOTAL	LOCATION															
		KI	NY	NAI				KIG	BUT	GIK	GIT	RUH	GIS	CYA	KBG	BYU	KIB	NAI	NY	LEAVE	SICK		TOTAL
1	ARGENTINA						1																
2	AUSTRIA						1	1	1	2	1		3	1		1			4			16	
3	BANGLADESH						9	3	1	2	4	2	3	2	3	4	1		2			36	
4	CANADA	8				8	2	2		1		2	1			1			1			10	
5	CHAD						5																
6	CONGO						2	2	2										1			7	
7	DJIBOUTI						5																
8	FIJI						1															1	
9	GERMANY						7																
10	GHANA	7				7	10	8	3	3	2	2	2	3	3	4						33	
11	GUINEA						2	3		2	2	1	2	2	2				1			17	
12	GUINEA-BISS						6		1													1	
13	INDIA	8			1	9	4	2	2	2			2	2	2	2	1		3			22	
14	JORDAN						4						2						3			5	
15	MALAWI						2	2	3				2		1				4			14	
16	MALI						8	1			1	1	2	3		1	1		2			12	
17	NIGERIA	6				6	10	8		3				2		2			2			17	
18	NIGER						7																
19	PAKISTAN						1						2						2			5	
20	RUSSIA						2	2		2			2	2		1			6			17	
21	SENEGAL	1				1	1												1			2	
22	SWITZERLAND						3																
23	TUNISIA	5				5	10																
24	URUGUAY						2	1	2	3	3	2	3	2	2	1			5			26	
25	ZAMBIA	5				5	10	3	1	3	2		3	3	2	2			1			20	
26	ZIMBABWE						2	2	2	4	4	3	2	2	2	2						25	
	TOTAL	40			1	41	85	52	25	22	23	17	22	27	20	17	21	2	38			286	

PERIOD COVERED 1500 HRS 20 OCT 95 TO 1500 HRS 21 OCT 95

CLOGO
SUMMO
G3 OPS
CISS
CO/FILE



ITEM	WHERE HELD	UNIT OF ISSUE	START BALANCE	RECEIVED	ISSUED	END BALANCE	DAYS	REMARKS
WATER BOTTLED								
1ST LINE		LT	50 825	-	-	50 825		
2ND LINE	LOG BASE	LT	90 843	-	-	90 843		
TOTAL BOTTLED WATER		LT	141 668	-	-	141 668	21,4	3L PER MAN PER DAY
BULK WATER								
1ST LINE		LT	89 384	44 400	54 160	79 624		
2ND LINE	TRAFIPRO	LT	315 000	6 000	96 000	225 000		
TOTAL BULK WATER		LT	404 384	50 400	150 160	304 624	9,2	15L PER MAN PER DAY
TOTAL WATER								
1ST LINE		LT	140 209	44 400	54 160	130 449		
2ND LINE		LT	405 843	6 000	96 000	315 843		
TOTAL WATER IN THEATER		LT	546 052	50 400	150 160	446 292	30,6	
COMBAT RATIONS								
1ST LINE		EA	22 367	-	24	22 343		
2ND LINE	LOG BASE	EA	34 727	-	-	34 727		
TOTAL COMBAT RATIONS IN THEATER		EA	57 094	-	24	57 070	25,9	
DIESEL								
1ST LINE		LT	67 211	-	5 496	61 715		
2ND LINE		LT	200 438	-	12 242	188 196		
TOTAL DIESEL IN THEATER		LT	267 649	-	17 738	249 911	10,0	
AVG DAILY USAGE	25000							
GASOLINE								
1ST LINE		LT	4 276	-	60	4 216		
2ND LINE		LT	9 105	-	577	8 528		
TOTAL GASOLINE IN THEATER		LT	13 381	-	637	12 744	6,4	
AVG DAILY USAGE	2000							
JET A-1								
TOTAL JET A-1 IN THEATER		LT	137 296	-	6 118	131 178	26,2	
AVG DAILY USAGE	5000							

GRAPH

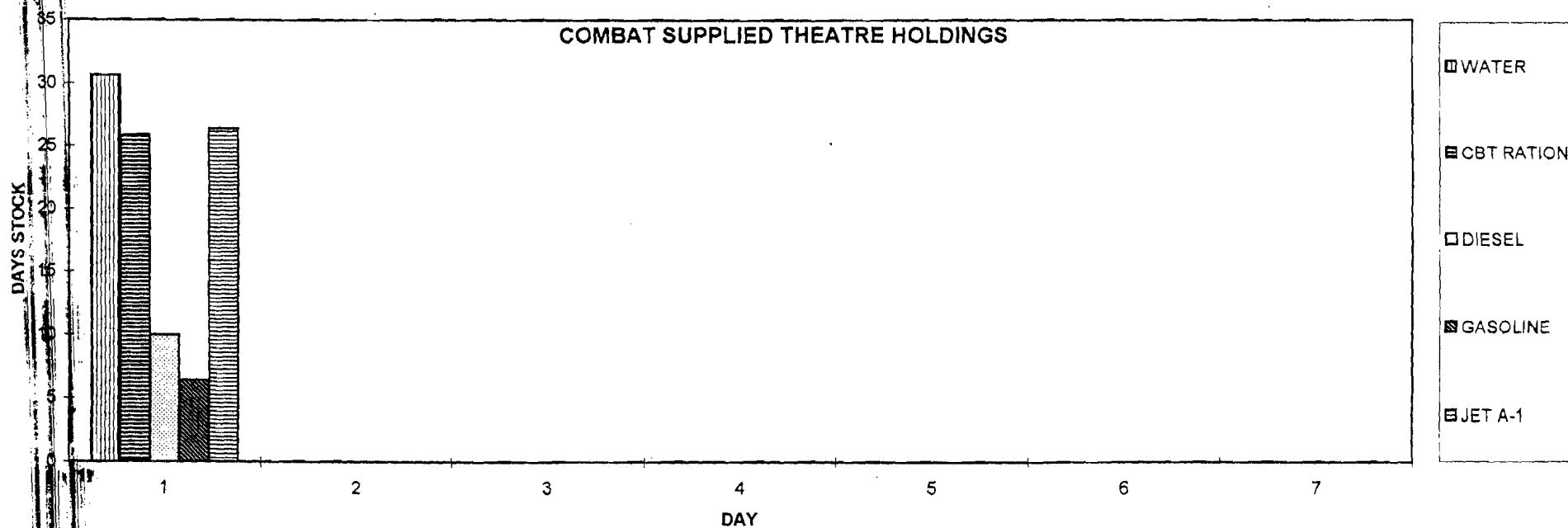
COMBAT SUPPLIES USAGE AND STOCK CHARTS

DAYS STOCK IN THEATER

WATER	30,6
CBT RATION	25,9
DIESEL	10
GASOLINE	6,4
JET A-1	26,4

AŞ OF 0800	SUN	MON	TUE	WED	THU	FRI	SAT
	95/10/22	95/10/23	95/10/24	95/10/25	95/10/26	95/10/27	95/10/28

COMBAT SUPPLIED THEATRE HOLDINGS



ITEM	STRENGTH	UNIT OF	START	RECEIVED	ISSUED	END	DAYS	RETURN AS OF
		ISSUE	BALANCE			BALANCE		
WATER BOTTLED								
95 CMSG	92	BTL	2 530	-	-	2 530	9,2	21 OCT 95
INDBATT	596	BTL	12 537	-	-	12 537	7,0	21 OCT 95
IND ENGR	142	BTL	4 263	-	-	4 263	10,0	21 OCT 95
IND SIGNAL	125	BTL	2 619	-	-	2 619	7,0	21 OCT 95
GHANBATT	311	BTL	17 424	-	-	17 424	18,7	21 OCT 95
MALAWICOY	134	BTL	2 182	-	-	2 182	5,4	21 OCT 95
MALICOY	132	BTL	5 138	-	-	5 138	13,0	21 OCT 95
NICOY	144	BTL	4 132	-	-	4 132	9,6	21 OCT 95
TOTAL	1676	BTL	50 825	-	-	50 825	10,1	31. PER MAN PER DAY
WATER BULK								
95 CMSG	92	LTS	3 600	-	-	3 600	2,6	21 OCT 95
INDBATT	596	LTS	6 800	5 400	7 100	5 100	0,6	21 OCT 95
IND ENGR	142	LTS	500	5 500	5 000	1 000	0,5	21 OCT 95
IND SIGNAL	125	LTS	500	-	-	500	0,3	21 OCT 95
GHANBATT	311	LTS	3 000	-	-	3 000	0,6	21 OCT 95
MALAWICOY	134	LTS	34 000	-	14 000	20 000	10,0	21 OCT 95
MALICOY	132	LTS	15 099	4 000	7 800	11 299	5,7	21 OCT 95
NICOY	144	LTS	6 000	20 000	14 000	12 000	5,6	21 OCT 95
TOTAL CONTINGENT	1676	LTS	69 499	34 900	47 900	56 499	2,2	15L PER MAN PER DAY
MILOB (BUTARE)	28	LTS	4 200	-	200	4 000	9,5	21 OCT 95
MILOB (BYUMBA)	21	LTS	4 685	-	1 060	3 625	11,5	21 OCT 95
MILOB (CYANGUGU)	23	LTS	500	9 500	5 000	5 000	14,5	21 OCT 95
MILOB (GITARAMA)	21	LTS	8 500	-	-	8 500	27,0	21 OCT 95
MILOB (KIBUYE)	23	LTS	2 000	-	-	2 000	5,8	21 OCT 95
MILOB (RUHENGERR)	16	LTS	-	-	-	-	0,0	OCT 95
TOTAL MILOBS	132	LTS	19 885	9 500	6 260	23 125	11,7	
TOTAL BULK WATER	1808	LTS	89 384	44 400	54 160	79 624	2,9	15L PER MAN PER DAY
COMBAT RATION								
95 CMSG	92	EA	5 243	-	-	5 243	19,0	21 OCT 95
INDBATT	596	EA	4 926	-	-	4 926	8,3	21 OCT 95
IND ENGR	142	EA	1 421	-	-	1 421	10,0	21 OCT 95
IND SIGNAL	125	EA	1 191	-	-	1 191	9,5	21 OCT 95
GHANBATT	311	EA	5 426	-	-	5 426	17,4	21 OCT 95
MALAWICOY	134	EA	2 182	-	-	2 142	16,0	21 OCT 95
MALICOY	132	EA	987	-	24	963	7,3	21 OCT 95
NICOY	144	EA	1 031	-	-	1 031	7,2	21 OCT 95
TOTAL	1 676	EA	22 407	-	24	22 343	13,3	1 CPR PER MAN PER DAY
ITEM	AVG DAILY	UNIT OF	START	RECEIVED	ISSUED	END	DAYS	RETURN AS OF
	USAGE	ISSUE	BALANCE			BALANCE		
DIESEL								
95 CMSG	2 000	LT	12 000	-	-	12 000	6,0	21 OCT 95
INDBATT	320	LT	9 030	-	620	8 410	26,3	21 OCT 95
GHANBATT	1 800	LT	7 758	-	-	7 758	4,3	21 OCT 95
MALAWICOY	650	LT	12 400	-	1 426	10 974	16,9	21 OCT 95
MALICOY	850	LT	16 571	-	2 780	13 791	16,2	21 OCT 95
NICOY	750	LT	9 452	-	670	8 782	11,7	21 OCT 95
TOTAL CONTINGENT	6 370	LT	67 211	-	5 496	61 715	9,7	
MILOB (BUTARE)	150	LT	4 492	-	388	4 104	27,4	21 OCT 95
MILOB (BYUMBA)	250	LT	1 863	641	186	2 318	9,3	21 OCT 95
MILOB (CYANGUGU)	300	LT	600	-	-	600	2,0	21 OCT 95
MILOB (GITARAMA)	300	LT	3 290	-	-	3 290	11,0	21 OCT 95
MILOB (KIBUYE)	475	LT	753	-	-	753	1,6	21 OCT 95
MILOB (RUHENGERR)	-	LT	-	-	-	-	#DIV/0!	OCT 95
TOTAL MILOBS	1 475	LT	10 998	641	574	11 065	7,5	
TOTAL DIESEL	7 845	LT	78 209	641	6 070	72 780	9,3	
GASOLINE								
GHANBATT	50	LT	1 066	-	-	1 066	21,3	21 OCT 95
MALAWICOY	83	LT	160	-	-	160	1,9	21 OCT 95
MALICOY	151	LT	1 475	-	60	1 415	9,4	21 OCT 95
MILOB (CYANGUGU)	25	LT	200	-	-	200	8,0	21 OCT 95
MILOB (GITARAMA)	60	LT	450	-	-	450	7,5	21 OCT 95
MILOB (KIBUYE)	20	LT	120	-	-	120	6,0	21 OCT 95
NICOY	258	LT	805	-	-	805	3,1	21 OCT 95
TOTAL	597	LT	4 276	-	60	4 216	7,1	

2NDLINE

DAILY 2ND LINE CBT SUP SITREP

95/10/21 17:15

PERIOD COVERED 1500 HRS 20 OCT 95 TO 1500 HRS 21 OCT 95

ITEM	WHERE HELD	UNIT OF ISSUE	START	RECEIVED	ISSUED	END BALANCE	DAYS	REMARKS
WATER								
BOTTLED	LOG BASE	LT	68 885	-	-	68 885	12.9	3L PER MAN PER DAY
FOR BOTTLE RESERVE	UNAMIR HQ & TRAFIPRO	LT	21 958	-	-	21 958	4.1	3L PER MAN PER DAY
TOTAL BOTTLED		LT	102 705	-	-	102 705	19.2	3L PER MAN PER DAY
BULK WATER	TRAFIPRO	LT	315 000	6 000	96 000	225 000	8.4	15L PER MAN PER DAY
TOTAL WATER		LT	417 705	6 000	96 000	327 705	27.6	
COMBAT RATIONS	LOG BASE							
IMP BANGLADESH		EA	6 358	-	-	6 358		
FRENCH		EA	5 504	-	-	5 504		
AMERICAN		EA	276	-	-	276		
SOUTH AFRICAN		EA	11 451	-	-	11 451		
AUSTRALIAN		EA	1 138	-	-	1 138		
FOR COMBAT RESERVE	UNAMIR HQ & TRAFIPRO	EA	10 000	-	-	10 000		
TOTAL COMBAT RATIONS		EA	34 727	-	-	34 727		
MALAY RICE		BX	283	-	-	283		
HELPER		EA	1 959	-	-	1 959		
DIESEL								
95 C/L	TRAFIPRO	LT	19 137	-	1 453	17 704		
95 C/L	LOG BASE	LT	26 652	-	5 248	21 404		
SS S/L		LT	138 123	-	3 706	134 417		
IVECO		LT	16 306	-	1 835	14 671		
TOTAL DIESEL		LT	200 438	-	12 242	188 196	7.5	
AV DAILY USAGE	25000							
GASOLINE								
TOTAL GASOLINE		LT	9 104	-	577	8 528	4.3	
AV DAILY USAGE	2000							
JET A1								
BULK	KIGALI AIRPORT	LT	117 296	-	6 118	111 178		
PACKAGED	KIGALI AIRPORT	LT	20 000	-	-	20 000		
TOTAL JET A1		LT	137 296	-	6 118	131 178	26.2	
AV DAILY USAGE	5000							

UNAMIR
95 OCT 21 08 57

UNAMIR
95 OCT 21 09

1/9

UNAMIR FORCE HQ
OUTGOING FACSIMILE NO :- 5653
MIR NO :- 3657
MISC NO :-

21 OCT 95

TO: ANNAN, UNATIONS, NEW YORK	FROM: SHAHARYAR KHAN SRSG UNAMIR, KIGALI, RWANDA.
INFO: SITUATION CENTRE NEW YORK UN SECUR COORD SEVAN	<i>[Signature]</i>
FAX: 001 (212) 963 9053	FAX: (250) 86877
<u>INTERNAL DISTRIBUTION:</u> SRSG FC UNAMIR HQ MAIN FILE	
SUBJECT: DAILY SITREP FOR 20 OCT 95	
NUMBER OF PAGES, INCLUDING THIS ONE: NINE	

1. PLEASE FIND ATTACHED THE DAILY SITREP MENTIONED ABOVE.
2. REGARDS.

✓
SRSG FC

DAILY SITREP FOR 20 OCT 95

2/9

1. HIGHLIGHTS.

A. THE OVERALL MILITARY SITUATION IN RWANDA IS STABLE AND CONTINUES TO IMPROVE THROUGHOUT THE COUNTRY. SECURITY ALONG THE BORDER REMAINS TENSE. REPATRIATION OF REFUGEES CONTINUES.

B. BORDER CROSSING:

(1) TOTAL INFLOW FOR THE DAY IS 565. 119 FROM BURUNDI, 440 FROM ZAIRE AND 6 FROM UGANDA.

(2) TOTAL FOR THE MONTH TO DATE ARE INFLOW - 9420. OUTFLOW - 22.

2. POLITICAL ACTIVITIES. NSTR.

3. MILITARY ACTIVITIES.

A. RPA/GENDARMERIE. IN SECTOR (5B) MILOBS REPORTED THAT RPA CAPTURED TWO SUSPECTED INTERAHAMWE FROM KABATWA COMMUNE. WHILE BEING QUESTIONED THEY ATTEMPTED TO ESCAPE AND ONE WAS KILLED WHILE THE SECOND WAS CAUGHT BY THE LOCALS AND BEATEN TO THE POINT OF UNCONSCIOUSNESS. RPA SUSPECTS THE TWO WERE PART OF A GROUP ENCOUNTERED ON 17 OCT 95 IN THE PARK VOLCAN WHERE FIRE WAS EXCHANGED.

B. FRGF/MILITIA/BANDITRY IN SECTOR 4 (BUGARAMA) A RELIABLE SOURCE INFORMED MILOBS THAT RPA SUSPECTS A GROUP OF FIVE OF HAVING INFILTRATED MUHEHWE SECTOR (GR 8608) ON 18 OCT 95. THE GROUP IS SUSPECTED OF HAVING COME FROM ZAIRE WITH WEAPONS AND GRENADES. MILOBS ARE INVESTIGATING.

4. HUMANITARIAN

A. 103 RETURNEES ARRIVED NDERA CAMP FROM MUSAMI, BUTARE AND NAKARABI. 166 RETURNEES WERE DESPATCHED BY UNHCR TO KIGALI AND GISENYI. 323 RETURNEES STILL AWAITING EVAC FROM NDERA CAMP.

B. MALICOY PROVIDED ONE TRUCK TO TROCAIRE, ONE TRUCK TO SOS STAFF, TO TRANSPORT CONSTRUCTION MATERIAL FROM GIKONGORO TO MUSEMGE AND FROM GIKONGORO TO BUTARE AND KIGALI.

D. FOUR TRUCKS WERE ALSO PROVIDED BY MALICOY FOR PREFECTURE OF BUTARE TO TRANSPORT PRISONERS FROM MARABA TO NTYAZO.

E. FORCE SIGNAL COMPANY PROVIDED 1 TRUCK TO ARDEC FOR THE TRANSPORTATION OF WOOD FROM KHAGINA TO NYAMAHURU, GEHRA TO NYAMAHURU AND GEHRA TO RUNDA.

3/9

F. NORMED AND UNIT MEDICAL STAFF TREATED 116 MEDICAL AND 05 DENTAL PATIENTS.

5. CIVILIAN AFFAIRS.

A. IN SECTOR 1B (GITARAMA) - MILOBS CONFIRMED A TOTAL OF 1155 RETURNEES HAVE RESETTLED IN THE PREFECTURE.

B. IN SECTOR 2A (BYUMBA) - MILOBS REPORTED THAT THE PRIME MINISTER OF BURUNDI AND MINISTERS OF INDUSTRY AND PLANNING VISITED MULINDI TEA PLANTATION IN KIYOMBE COMMUNE. THE PURPOSE OF THE VISIT WAS TO SEE HOW TEA AND COFFEE ARE GROWN AND PROCESSED.

C. IN SECTOR 3B (BUTARE) - MILOBS CONFIRMED THAT A TOTAL OF 892 RETURNEES HAVE COME BACK TO SETTLE IN THE NYABISINDU COMMUNE.

6. SECURITY AND SAFETY OF PERSONNEL NSTR.

7. LOGISTICS

ESSENTIAL FORCE RESERVE STOCK LEVELS AS AT 19 OCT 95:

(1)	WATER	=	33	DAYS
(2)	RATION	=	26	"
(3)	FUEL	=	10	"
(4)	MOGAS	=	6	"
(5)	JET FUEL	=	27	"

8. CASUALTIES NSTR.

9. COMMENTS NO CHANGE.

4/9

DATE: 20-OCT-95

UNAMIR
DAILY CONTINGENT STATE

ANNEX 'A'

CONTINGENT																TOTAL	REMARKS
SRL		KIG	BUT	GIK	GIB	KIBG	CYA	KIB	SIGCOY	NBO	MIL POL	ENGRCOY	MOVCON	LEAVE	SICK		
1	CANCON	72								4				16		92	
2	GHANCOY	132				162				1	12					307	
3	INDCON	494	13	4				3	124			141	15	145	1	940	
4	MALAWICOY						133									133	
5	MALICOY			132												132	
6	NICOY	4			128						11			1		144	
7	TUNBATT	3									11					14	
8	ZAMBATT										22					22	
TOTAL		705	13	136	128	162	133	3	124	5	56	141	15	162	1	1784	

SUMMARY

CONTINGENT	1784
STAFF	41
MILOBS	286
CIVPOL	85
TOTAL	2196

STAFF OFFICERS AND MILOBS STATE

DATE-20-OCT-95

S/NO	COUNTRY	STAFF					CIVPOL	MILOBS															REMARKS
		LOCATION			LEAVE	TOTAL		LOCATION															
		KI	NY	NAI				KIG	BUT	QIK	QIT	RUH	QIS	CYA	KBG	BYU	KIB	NAI	NY	LEAVE	SICK	TOTAL	
1	ARGENTINA							1													1		
2	AUSTRIA							1	1	1	2	1		3	1		1			4		15	
3	BANGLADESH							9	3	1	2	4	2	3	2	3	4	1		2		36	
4	CANADA	8				8		2	2		1		2	1			1			1		10	
5	CHAD						5																
6	CONGO							2	2	2										1		7	
7	DJIBOUTI						5																
8	FIJI							1													1		
9	GERMANY						7																
10	GHANA	7				7	10	8	3	3	2	2	2	3	3	3	4				33		
11	GUINEA							2	3		2	2	1	2	2	2				1		17	
12	GUINEA-BISS						6		1												1		
13	INDIA	8			1	9		4	2	2	2			2	2	2	2	1		3		22	
14	JORDAN						4						2							3		5	
15	MALAWI							2	2	3			2		1					4		14	
16	MALI						8	1			1	1	2	3		1	1			2		12	
17	NIGERIA	6				6	10	8		3					2		2			2		17	
18	NIGER						7																
19	PAKISTAN							1					2							2		5	
20	RUSSIA							2	2		2		2	2			1			6		17	
21	SENEGAL	1				1		1												1		2	
22	SWITZERLAND						3																
23	TUNISIA	5				5	10																
24	URUGUAY							2	1	2	3	3	2	3	2	2	1			5		26	
25	ZAMBIA	5				5	10	3	1	3	2			3	3	2	2			1		20	
26	ZIMBABWE							2	2	2	4	4	3	2	2	2	2					25	
	TOTAL	40			1	41	85	52	25	22	23	17	22	27	20	17	21	2		38		286	

DAILY TOTAL CBT SUP SITREP

DISTRIBUTION

95/10/20 16:12

PERIOD COVERED 1500 HRS 19 OCT 95 TO 1500 HRS 20 OCT 95

CLOGO
SUMMO
G3 OPS
CISS
CO/FILE

69

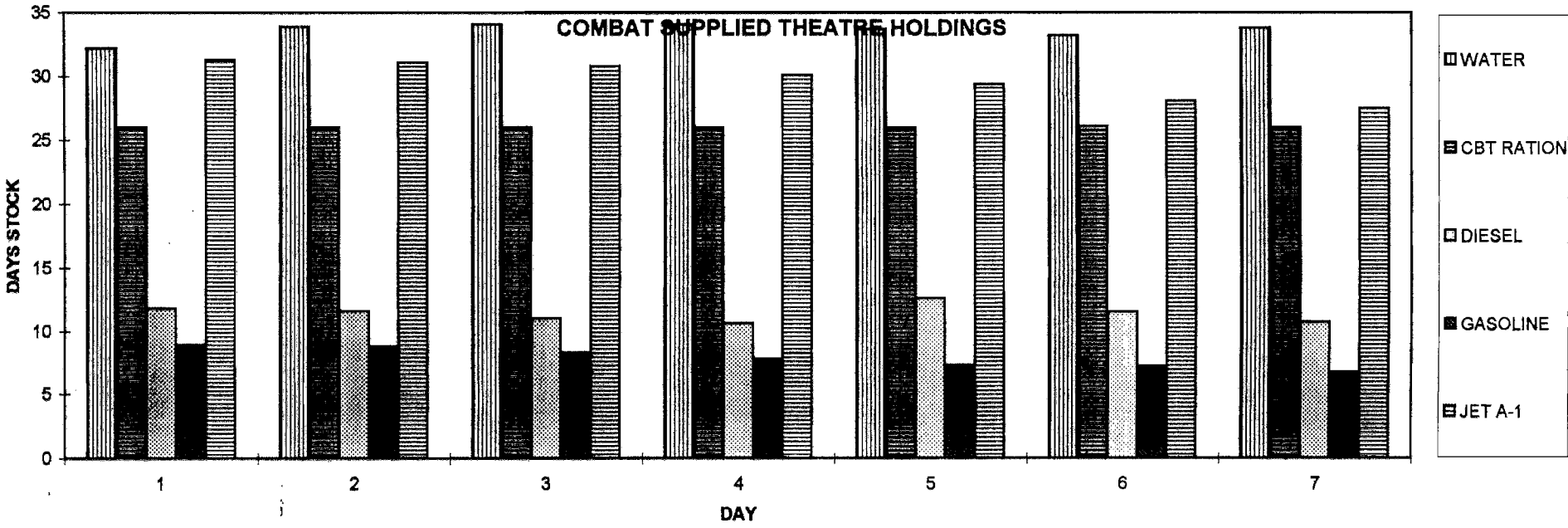
ITEM	WHERE HELD	UNIT OF ISSUE	START BALANCE	RECEIVED	ISSUED	END BALANCE	DAYS	REMARKS
WATER SUPPLIED								
1ST LINE		LT	50 825	-	-	50 825		
2ND LINE	LOG BASE	LT	90 843	-	-	90 843		
TOTAL TREATED WATER		LT	141 668	-	-	141 668	21,5	3L PER MAN PER DAY
BULK WATER								
1ST LINE		LT	67 594	-	-	89 384		
2ND LINE	TRAFIPRO	LT	315 000	-	-	315 000		
TOTAL BULK WATER		LT	382 594	-	-	404 384	12,3	15L PER MAN PER DAY
TOTAL WATER								
1ST LINE		LT	118 419	-	-	140 209		
2ND LINE		LT	405 843	-	-	405 843		
TOTAL WATER IN THEATER		LT	524 262	-	-	546 052	33,8	
COMBUSTIBLES								
1ST LINE		EA	22 402	-	35	22 367		
2ND LINE	LOG BASE	EA	34 727	-	-	34 727		
TOTAL COMBUSTIBLES IN THEATER		EA	57 129	-	35	57 094	26,0	
DIESEL								
1ST LINE		LT	60 891	-	-	67 211		
2ND LINE		LT	226 191	-	-	200 438		
TOTAL DIESEL IN THEATER		LT	287 082	-	-	267 649	10,7	
AVG DAILY USAGE	25000							
GASOLINE								
1ST LINE		LT	4 296	-	-	4 276		
2ND LINE		LT	10 042	-	-	9 105		
TOTAL GASOLINE IN THEATER		LT	14 338	-	-	13 381	6,7	
AVG DAILY USAGE	2000							
JET A								
TOTAL JET A IN THEATER		LT	140 395	-	-	137 296	27,5	
AVG DAILY USAGE	5000							

7/9

COMBAT SUPPLIES USAGE AND STOCK CHARTS

DAYS STOCK IN THEATER

WATER	32,2	33,9	34,1	34,1	33,7	33,2	33,8
CBT RATION	26	26	26	26	26	26,1	26
DIESEL	11,8	11,6	11	10,6	12,6	11,5	10,7
GASOLINE	8,9	8,8	8,3	7,8	7,3	7,2	6,7
JET A-1	31,3	31,1	30,8	30,1	29,4	28,1	27,5
AS OF 0800	SUN	MON	TUE	WED	THU	FRI	SAT
	95/10/15	95/10/16	95/10/17	95/10/18	95/10/19	95/10/20	95/10/21



DAILY 1ST LINE CBT SUP SITREP

95/10/20 16:12

8/9

ITEM	STRENGTH	UNIT OF ISSUE	START BALANCE	RECEIVED	ISSUED	END BALANCE	DAYS	RETURN AS OF:
WATER BOTTLED								
95 CMSG	92	BTL	2 530	-	-	2 530	9,2	9 OCT 95
IND BATT	597	BTL	12 537	-	-	12 537	7,0	19 OCT 95
IND ENGR	145	BTL	4 263	-	-	4 263	9,8	19 OCT 95
IND SIGNAL	125	BTL	2 619	-	-	2 619	7,0	18 OCT 95
GHANCOY	306	BTL	17 424	-	-	17 424	19,0	17 OCT 95
MALAWICOY	134	BTL	2 182	-	-	2 182	5,4	20 OCT 95
MALICOY	132	BTL	5 138	-	-	5 138	13,0	19 OCT 95
NICOY	144	BTL	4 132	-	-	4 132	9,6	18 OCT 95
TOTAL	1675	BTL	50 825	-	-	50 825	10,1	3L PER MAN PER DAY
WATER BULK								
95 CMSG	92	LTS	3 600	-	-	3 600	2,6	9 OCT 95
IND BATT	597	LTS	6 800	-	-	6 800	0,8	19 OCT 95
IND ENGR	145	LTS	1 500	5 000	6 000	500	0,2	19 OCT 95
IND SIGNAL	125	LTS	500	-	-	500	0,3	18 OCT 95
GHANCOY	306	LTS	3 000	-	-	3 000	0,7	17 OCT 95
MALAWICOY	134	LTS	10 000	34 000	10 000	34 000	16,9	20 OCT 95
MALICOY	132	LTS	18 649	5 000	8 550	15 099	7,6	19 OCT 95
NICOY	144	LTS	6 000	-	-	6 000	2,8	18 OCT 95
TOTAL CONTINGENT	1675	LTS	50 049	44 000	24 550	69 499	2,8	15L PER MAN PER DAY
MILOB (BUTARE)	28	LTS	500	4 000	300	4 200	10,0	19 OCT 95
MILOB (BYUMBA)	21	LTS	6 045	-	1 360	4 685	14,9	20 OCT 95
MILOB (CYANGUGU)	23	LTS	500	-	-	500	1,4	15 OCT 95
MILOB (GITARAMA)	21	LTS	8 500	-	-	8 500	27,0	19 OCT 95
MILOB (KIBUYE)	23	LTS	2 000	-	-	2 000	5,8	16 OCT 95
MILOB (RUHENGRI)	16	LTS	-	-	-	-	0,0	AUG 95
TOTAL MILOBS	132	LTS	17 545	4 000	1 660	19 885	10,0	
TOTAL BULK WATER	1807	LTS	67 594	48 000	26 210	89 384	3,3	15L PER MAN PER DAY
COMBAT RATION								
95 CMSG	92	EA	5 243	-	-	5 243	19,0	9 OCT 95
IND BATT	597	EA	4 926	-	-	4 926	8,3	19 OCT 95
IND ENGR	145	EA	1 421	-	-	1 421	9,8	19 OCT 95
IND SIGNAL	125	EA	1 191	-	-	1 191	9,5	18 OCT 95
GHANCOY	306	EA	5 426	-	-	5 426	17,7	17 OCT 95
MALAWICOY	134	EA	2 142	-	-	2 142	16,0	20 OCT 95
MALICOY	132	EA	1 022	-	35	987	7,5	19 OCT 95
NICOY	144	EA	1 031	-	-	1 031	7,2	18 OCT 95
TOTAL	1 675	EA	22 402	-	35	22 367	13,4	1 CPR PER MAN PER DAY
ITEM	AVG DAILY USAGE	UNIT OF ISSUE	START BALANCE	RECEIVED	ISSUED	END BALANCE	DAYS	RETURN AS OF:
DIESEL								
95 CMSG	2 000	LT	12 000	-	-	12 000	6,0	9 OCT 95
IND BATT	175	LT	9 030	-	-	9 030	51,6	19 OCT 95
GHANCOY	1 155	LT	7 758	-	-	7 758	6,7	17 OCT 95
MALAWICOY	550	LT	9 340	5 000	1 940	12 400	22,5	20 OCT 95
MALICOY	755	LT	13 311	6 000	2 740	16 571	21,9	19 OCT 95
NICOY	625	LT	9 452	-	-	9 452	15,1	18 OCT 95
TOTAL CONTINGENT	5 260	LT	60 891	11 000	4 680	67 211	12,8	
MILOB (BUTARE)	380	LT	2 842	1 800	150	4 492	11,8	19 OCT 95
MILOB (BYUMBA)	185	LT	2 004	-	141	1 863	10,1	20 OCT 95
MILOB (CYANGUGU)	45	LT	600	-	-	600	13,3	15 OCT 95
MILOB (GITARAMA)	170	LT	3 290	-	-	3 290	19,4	19 OCT 95
MILOB (KIBUYE)	80	LT	753	-	-	753	9,4	16 OCT 95
MILOB (RUHENGRI)	75	LT	-	-	-	-	0,0	AUG 95
TOTAL MILOBS	935	LT	9 489	1 800	291	10 998	11,8	
TOTAL DIESEL	6 195	LT	70 380	12 800	4 971	78 209	12,6	
GASOLINE								
GHANCOY	75	LT	1 066	-	-	1 066	14,2	17 OCT 95
MALAWICOY	15	LT	180	-	20	160	10,7	20 OCT 95
MALICOY	30	LT	1 475	-	-	1 475	49,2	19 OCT 95
MILOB (CYANGUGU)	25	LT	200	-	-	200	8,0	15 OCT 95
MILOB (GITARAMA)	70	LT	450	-	-	450	6,4	19 OCT 95
MILOB (KIBUYE)	20	LT	120	-	-	120	6,0	16 OCT 95
NICOY	155	LT	9 865	-	-	9 865	5,2	18 OCT 95
TOTAL	315	LT	4 296	-	20	4 276	13,6	

DAILY 2ND LINE CBT SUP SITREP

95/10/20 16:12

PERIOD COVERED 1500 HRS 19 OCT 95 TO 1500 HRS 20 OCT 95

ITEM	WHERE HELD	UNIT OF ISSUE	START	RECEIVED	ISSUED	END BALANCE	DAYS	REMARKS
WATER								
BOTTLED	LOG BASE	LT	68 885	-	-	68 885	12,9	3L PER MAN PER DAY
FORCIBLE RESERVE	UNAMIR HQ & TRAFIPRO	LT	21 958	-	-	21 958	4,1	3L PER MAN PER DAY
TOTAL BOTTLED		LT	90 843	-	-	90 843	17,0	3L PER MAN PER DAY
BULK WATER	TRAFIPRO	LT	315 000	87 000	87 000	315 000	11,8	15L PER MAN PER DAY
TOTAL WATER		LT	405 843	87 000	87 000	405 843	28,8	
COMBAT RATIONS	LOG BASE							
INDIAN		EA	6 358	-	-	6 358		
PERMANENT		EA	5 504	-	-	5 504		
AMERICAN		EA	276	-	-	276		
SOUTH AFRICAN		EA	11 451	-	-	11 451		
AUSTRIAN		EA	1 138	-	-	1 138		
FORCIBLE RESERVE	UNAMIR HQ & TRAFIPRO	EA	10 000	-	-	10 000		
TOTAL COMBAT RATIONS		EA	34 727	-	-	34 727		
MALAYALAM		BX	283	-	-	283		
HELIPACK		EA	1 959	-	-	1 959		
DIESEL								
93 CANS	TRAFIPRO	LT	19 794	-	637	19 157		
93 CANS	LOG BASE	LT	45 302	-	18 850	26 652		
SS 500 GAL		LT	142 979	-	4 856	138 123		
IVEC		LT	17 916	-	1 410	16 506		
TOTAL DIESEL		LT	226 191	-	25 753	200 438	8,0	
AVD CONSUMPTION	25000							
GAL								
TOTAL KIGALI		LT	10 042	-	937	9 105	4,6	
AVD CONSUMPTION	2000							
JET								
BUL	KIGALI AIRPORT	LT	120 395	-	3 099	117 296		
PAL	KIGALI AIRPORT	LT	20 000	-	-	20 000		
TOTAL JET		LT	140 395	-	3 099	137 296	27,5	
AVD CONSUMPTION	5000							
NOT								

UNAMIR FORCE HQ
OUTGOING FACSIMILE NO :-
MIR NO :-
MISC NO :-

8

21 OCT 95

TO: ANNAN, UNATIONS, NEW YORK	FROM: SHAHARYAR KHAN SRSG UNAMIR, KIGALI, RWANDA.
INFO: SITUATION CENTRE, NEW YORK UN SECUR COORD SEVAN	<i>Ammanu/</i>
FAX: 001 (212) 963 9053	FAX: (250) 86877
<u>INTERNAL DISTRIBUTION:</u> FC UNAMIR HQ MAIN FILE	
SUBJECT: DAILY SITREP FOR 20 OCT 95	
NUMBER OF PAGES, INCLUDING THIS ONE: NINE	

1. PLEASE FIND ATTACHED THE DAILY SITREP MENTIONED ABOVE.
2. REGARDS.

Highlighted.
21-10-95

DAILY SITREP FOR 20 OCT 95

1. HIGHLIGHTS.

A. THE OVERALL MILITARY SITUATION IN RWANDA IS STABLE AND CONTINUES TO IMPROVE THROUGHOUT THE COUNTRY. SECURITY ALONG THE BORDER REMAINS TENSE. REPATRIATION OF REFUGEES CONTINUES.

B. BORDER CROSSING:

(1) TOTAL INFLOW FOR THE DAY IS **565. 119** FROM BURUNDI, **440** FROM ZAIRE AND **6** FROM UGANDA.

(2) TOTAL FOR THE MONTH TO DATE ARE INFLOW - **9420**.
OUTFLOW - **22**.

2. POLITICAL ACTIVITIES. NSTR.

3. MILITARY ACTIVITIES.

A. RPA/GENDARMERIE. IN SECTOR (5B) MILOBS REPORTED THAT RPA CAPTURED TWO SUSPECTED INTERAHAMWE FROM KABATWA COMMUNE. WHILE BEING QUESTIONED THEY ATTEMPTED TO ESCAPE AND ONE WAS KILLED WHILE THE SECOND WAS CAUGHT BY THE LOCALS AND BEATEN TO THE POINT OF UNCONSCIOUSNESS. RPA SUSPECTS THE TWO WERE PART OF A GROUP ENCOUNTERED ON 17 OCT 95 IN THE PARK VOLCAN WHERE FIRE WAS EXCHANGED.

B. FRGF/MILITIA/BANDITRY IN SECTOR 4 (BUGARAMA) A RELIABLE SOURCE INFORMED MILOBS THAT RPA SUSPECTS A GROUP OF FIVE OF HAVING INFILTRATED MUHEHWE SECTOR (GR 8608) ON 18 OCT 95. THE GROUP IS SUSPECTED OF HAVING COME FROM ZAIRE WITH WEAPONS AND GRENADES. MILOBS ARE INVESTIGATING.

4. HUMANITARIAN

A. 103 RETURNEES ARRIVED NDERA CAMP FROM MUSAMI, BUTARE AND NAKARABI. 166 RETURNEES WERE DESPATCHED BY UNHCR TO KIGALI AND GISENYI. 323 RETURNEES STILL AWAITING EVAC FROM NDERA CAMP.

B. MALICOY PROVIDED ONE TRUCK TO TROCAIRE, ONE TRUCK TO SOS STAFF, TO TRANSPORT CONSTRUCTION MATERIAL FROM GIKONGORO TO MUSEMGE AND FROM GIKONGORO TO BUTARE AND KIGALI.

D. FOUR TRUCKS WERE ALSO PROVIDED BY MALICOY FOR PREFECTURE OF BUTARE TO TRANSPORT PRISONERS FROM MARABA TO NTYAZO.

E. FORCE SIGNAL COMPANY PROVIDED 1 TRUCK TO ARDEC FOR THE TRANSPORTATION OF WOOD FROM KHAGINA TO NYAMAHURU, GEHRA TO NYAMAHURU AND GEHRA TO RUNDA.

F. NORMED AND UNIT MEDICAL STAFF TREATED 116 MEDICAL AND 05 DENTAL PATIENTS.

5. CIVILIAN AFFAIRS.

A. IN SECTOR 1B (GITARAMA) - MILOBS CONFIRMED A TOTAL OF 1155 RETURNEES HAVE RESETTLED IN THE PREFECTURE.

B. IN SECTOR 2A (BYUMBA) - MILOBS REPORTED THAT THE PRIME MINISTER OF BURUNDI AND MINISTERS OF INDUSTRY AND PLANNING VISITED MULINDI TEA PLANTATION IN KIYOMBE COMMUNE. THE PURPOSE OF THE VISIT WAS TO SEE HOW TEA AND COFFEE ARE GROWN AND PROCESSED.

C. IN SECTOR 3B (BUTARE) - MILOBS CONFIRMED THAT A TOTAL OF 892 RETURNEES HAVE COME BACK TO SETTLE IN THE NYABISINDU COMMUNE.

6. SECURITY AND SAFETY OF PERSONNEL NSTR.

7. LOGISTICS

ESSENTIAL FORCE RESERVE STOCK LEVELS AS AT 19 OCT 95:

(1)	WATER	=	33	DAYS
(2)	RATION	=	26	"
(3)	FUEL	=	10	"
(4)	MOGAS	=	6	"
(5)	JET FUEL	=	27	"

8. CASUALTIES NSTR.

9. COMMENTS NO CHANGE.

DATE: 20-OCT-95

UNAMIR
DAILY CONTINGENT STATE

ANNEX 'A'

CONTINGENT																TOTAL	REMARKS
SRL		KIG	BUT	GIK	GIS	KIBG	CYA	KIB	SIGCOY	NBO	MIL POL	ENGRCOY	MOVCON	LEAVE	SICK		
1	CANCON	72								4				16		92	
2	GHANCOY	132				162				1	12					307	
3	INDCON	494	13	4				3	124			141	15	145	1	940	
4	MALAWICOY						133									133	
5	MALICOY			132												132	
6	NICOY	4			128						11			1		144	
7	TUNBATT	3									11					14	
8	ZAMBATT										22					22	
TOTAL		705	13	136	128	162	133	3	124	5	56	141	15	162	1	1784	

SUMMARY

CONTINGENT	1784
STAFF	41
MILOBS	286
CIVPOL	85
TOTAL	2196

STAFF OFFICERS AND MILOBS STATE

DATE-20-OCT-95

S/NO	COUNTRY	STAFF				CIVPOL	MILOBS															REMARKS
		LOCATION			LEAVE		TOTAL	LOCATION												LEAVE	SICK	
		KI	NY	NAI		KIG		BUT	GIK	GIT	RUH	GIS	CYA	KBG	BYU	KIB	NAI	NY				
1	ARGENTINA						1															1
2	AUSTRIA						1	1	1	2	1		3	1			1		4			15
3	BANGLADESH						9	3	1	2	4	2	3	2	3	4	1		2			36
4	CANADA	8				8	2	2		1		2	1			1		1				10
5	CHAD					5																
6	CONGO						2	2	2									1				7
7	DJIBOUTI					5																
8	FIJI						1															1
9	GERMANY					7																
10	GHANA	7				7	10	8	3	3	2	2	3	3	3	4						33
11	GUINEA						2	3		2	2	1	2	2	2			1				17
12	GUINEA-BISS					6		1														1
13	INDIA	8			1	9	4	2	2	2			2	2	2	2	1		3			22
14	JORDAN					4						2							3			5
15	MALAWI						2	2	3			2		1					4			14
16	MALI					8	1			1	1	2	3		1	1			2			12
17	NIGERIA	6				6	10	8		3				2		2			2			17
18	NIGER					7																
19	PAKISTAN						1					2							2			5
20	RUSSIA						2	2		2		2	2			1			6			17
21	SENEGAL	1				1	1												1			2
22	SWITZERLAND					3																
23	TUNISIA	5				5	10															
24	URUGUAY						2	1	2	3	3	2	3	2	2	1			5			26
25	ZAMBIA	5				5	10	3	1	3	2		3	3	2	2			1			20
26	ZIMBABWE						2	2	2	4	4	3	2	2	2	2						25
	TOTAL	40			1	41	85	52	25	22	23	17	22	27	20	17	21	2	38			286

DAILY TOTAL CBT SUP SITREP

DISTRIBUTION

95/10/20 16:12

PERIOD COVERED 1500 HRS 19 OCT 95 TO 1500 HRS 20 OCT 95

CLOGO
SUMMO
G3 OPS
CISS
CO/FILE

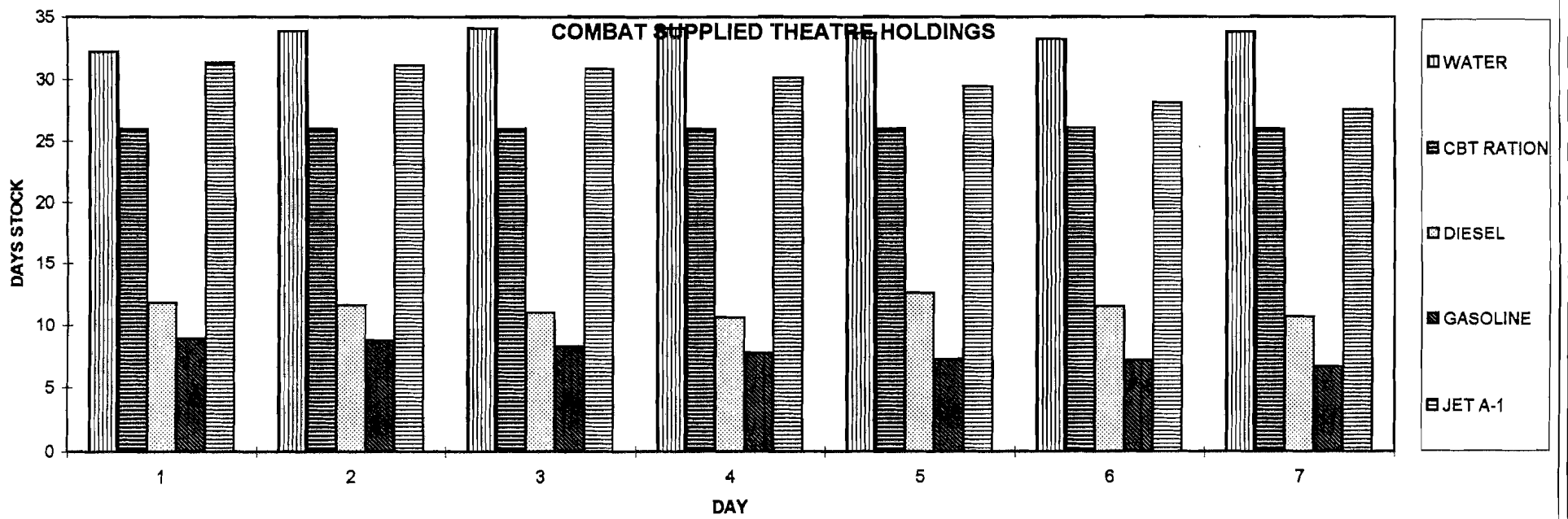
ITEM	WHERE HELD	UNIT OF ISSUE	START BALANCE	RECEIVED	ISSUED	END BALANCE	DAYS	REMARKS
WATER BOTTLED								
1ST LINE		LT	50 825	-	-	50 825		
2ND LINE	LOG BASE	LT	90 843	-	-	90 843		
TOTAL BOTTLED WATER		LT	141 668	-	-	141 668	21,5	3L PER MAN PER DAY
BULK WATER								
1ST LINE		LT	67 594	-	-	89 384		
2ND LINE	TRAFIPRO	LT	315 000	-	-	315 000		
TOTAL BULK WATER		LT	382 594	-	-	404 384	12,3	15L PER MAN PER DAY
TOTAL WATER								
1ST LINE		LT	118 419	-	-	140 209		
2ND LINE		LT	405 843	-	-	405 843		
TOTAL WATER IN THEATER		LT	524 262	-	-	546 052	33,8	
COMBUSTIBLES								
1ST LINE		EA	22 402	-	35	22 367		
2ND LINE	LOG BASE	EA	34 727	-	-	34 727		
TOTAL COMBUSTIBLES IN THEATER		EA	57 129	-	35	57 094	26,0	
DIESEL								
1ST LINE		LT	60 891	-	-	67 211		
2ND LINE		LT	226 191	-	-	200 438		
TOTAL DIESEL IN THEATER		LT	287 082	-	-	267 649	10,7	
AVG DAILY USAGE	25000							
GASOLINE								
1ST LINE		LT	4 296	-	-	4 276		
2ND LINE		LT	10 042	-	-	9 105		
TOTAL GASOLINE IN THEATER		LT	14 338	-	-	13 381	6,7	
AVG DAILY USAGE	2000							
JET A								
TOTAL JET A IN THEATER		LT	140 395	-	-	137 296	27,5	
AVG DAILY USAGE	5000							

GRAPH

COMBAT SUPPLIES USAGE AND STOCK CHARTS

DAYS STOCK IN THEATER

WATER	32,2	33,9	34,1	34,1	33,7	33,2	33,8
CBT RATION	26	26	26	26	26	26,1	26
DIESEL	11,8	11,6	11	10,6	12,6	11,5	10,7
GASOLINE	8,9	8,8	8,3	7,8	7,3	7,2	6,7
JET A-1	31,3	31,1	30,8	30,1	29,4	28,1	27,5
AS OF 0800	SUN 95/10/15	MON 95/10/16	TUE 95/10/17	WED 95/10/18	THU 95/10/19	FRI 95/10/20	SAT 95/10/21



DAILY 1ST LINE CBT SUP SITREP

95/10/20 16:12

ITEM	STRENGTH	UNIT OF ISSUE	START BALANCE	RECEIVED	ISSUED	END BALANCE	DAYS	RETURN AS OF:
WATER BOTTLED								
95 CMSG	92	BTL	2 530	-	-	2 530	9,2	9 OCT 95
INDBATT	597	BTL	12 537	-	-	12 537	7,0	19 OCT 95
IND ENGR	145	BTL	4 263	-	-	4 263	9,8	19 OCT 95
IND SIGNAL	125	BTL	2 619	-	-	2 619	7,0	18 OCT 95
GHANCOY	306	BTL	17 424	-	-	17 424	19,0	17 OCT 95
MALAWICOY	134	BTL	2 182	-	-	2 182	5,4	20 OCT 95
MALICOY	132	BTL	5 138	-	-	5 138	13,0	19 OCT 95
NICOY	144	BTL	4 132	-	-	4 132	9,6	18 OCT 95
TOTAL	1675	BTL	50 825	-	-	50 825	10,1	3L PER MAN PER DAY
WATER BULK								
95 CMSG	92	LTS	3 600	-	-	3 600	2,6	9 OCT 95
INDBATT	597	LTS	6 800	-	-	6 800	0,8	19 OCT 95
IND ENGR	145	LTS	1 500	5 000	6 000	500	0,2	19 OCT 95
IND SIGNAL	125	LTS	500	-	-	500	0,3	18 OCT 95
GHANCOY	306	LTS	3 000	-	-	3 000	0,7	17 OCT 95
MALAWICOY	134	LTS	10 000	34 000	10 000	34 000	16,9	20 OCT 95
MALICOY	132	LTS	18 649	5 000	8 550	15 099	7,6	19 OCT 95
NICOY	144	LTS	6 000	-	-	6 000	2,8	18 OCT 95
TOTAL CONTINGENT	1675	LTS	50 049	44 000	24 550	69 499	2,8	15L PER MAN PER DAY
MILOB (BUTARE)	28	LTS	500	4 000	300	4 200	10,0	19 OCT 95
MILOB (BYUMBA)	21	LTS	6 045	-	1 360	4 685	14,9	20 OCT 95
MILOB (CYANGUGU)	23	LTS	500	-	-	500	1,4	15 OCT 95
MILOB (GITARAMA)	21	LTS	8 500	-	-	8 500	27,0	19 OCT 95
MILOB (KIBUYE)	23	LTS	2 000	-	-	2 000	5,8	16 OCT 95
MILOB (RUHENGIRI)	16	LTS	-	-	-	-	0,0	AUG 95
TOTAL MILOBS	132	LTS	17 545	4 000	1 660	19 885	10,0	
TOTAL BULK WATER	1807	LTS	67 594	48 000	26 210	89 384	3,3	15L PER MAN PER DAY
COMBAT RATION								
95 CMSG	92	EA	5 243	-	-	5 243	19,0	9 OCT 95
INDBATT	597	EA	4 926	-	-	4 926	8,3	19 OCT 95
IND ENGR	145	EA	1 421	-	-	1 421	9,8	19 OCT 95
IND SIGNAL	125	EA	1 191	-	-	1 191	9,5	18 OCT 95
GHANCOY	306	EA	5 426	-	-	5 426	17,7	17 OCT 95
MALAWICOY	134	EA	2 142	-	-	2 142	16,0	20 OCT 95
MALICOY	132	EA	1 022	-	35	987	7,5	19 OCT 95
NICOY	144	EA	1 031	-	-	1 031	7,2	18 OCT 95
TOTAL	1 675	EA	22 402	-	35	22 367	13,4	1 CPR PER MAN PER DAY
ITEM	AVG DAILY USAGE	UNIT OF ISSUE	START BALANCE	RECEIVED	ISSUED	END BALANCE	DAYS	RETURN AS OF:
DIESEL								
95 CMSG	2 000	LT	12 000	-	-	12 000	6,0	9 OCT 95
INDBATT	175	LT	9 030	-	-	9 030	51,6	19 OCT 95
GHANCOY	1 155	LT	7 758	-	-	7 758	6,7	17 OCT 95
MALAWICOY	550	LT	9 340	5 000	1 940	12 400	22,5	20 OCT 95
MALICOY	755	LT	13 311	6 000	2 740	16 571	21,9	19 OCT 95
NICOY	625	LT	9 452	-	-	9 452	15,1	18 OCT 95
TOTAL CONTINGENT	5 260	LT	60 891	11 000	4 680	67 211	12,8	
MILOB (BUTARE)	380	LT	2 842	1 800	150	4 492	11,8	19 OCT 95
MILOB (BYUMBA)	185	LT	2 004	-	141	1 863	10,1	20 OCT 95
MILOB (CYANGUGU)	45	LT	600	-	-	600	13,3	15 OCT 95
MILOB (GITARAMA)	170	LT	3 290	-	-	3 290	19,4	19 OCT 95
MILOB (KIBUYE)	80	LT	753	-	-	753	9,4	16 OCT 95
MILOB (RUHENGIRI)	75	LT	-	-	-	-	0,0	AUG 95
TOTAL MILOBS	935	LT	9 489	1 800	291	10 998	11,8	
TOTAL DIESEL	6 195	LT	70 380	12 800	4 971	78 209	12,6	
GASOLINE								
GHANCOY	75	LT	1 066	-	-	1 066	14,2	17 OCT 95
MALAWICOY	15	LT	180	-	20	160	10,7	20 OCT 95
MALICOY	30	LT	1 475	-	-	1 475	49,2	19 OCT 95
MILOB (CYANGUGU)	25	LT	200	-	-	200	8,0	15 OCT 95
MILOB (GITARAMA)	70	LT	450	-	-	450	6,4	19 OCT 95
MILOB (KIBUYE)	20	LT	120	-	-	120	6,0	16 OCT 95
NICOY	155	LT	805	-	-	805	8,9	18 OCT 95
TOTAL	315	LT	4 296	-	20	4 276	13,6	

DAILY 2ND LINE CBT SUP SITREP

95/10/20 16:12

PERIOD COVERED 1500 HRS 19 OCT 95 TO 1500 HRS 20 OCT 95

ITEM	WHERE HELD	UNIT OF ISSUE	START	RECEIVED	ISSUED	END BALANCE	DAYS	REMARKS
WATER								
BOTTLED	LOG BASE	LT	68 885	-	-	68 885	12,9	3L PER MAN PER DAY
FORC BOTTLE RESERVE	UNAMIR HQ & TRAFIPRO	LT	21 958	-	-	21 958	4,1	3L PER MAN PER DAY
TOTAL BOTTLED		LT	90 843	-	-	90 843	17,0	3L PER MAN PER DAY
BULK WATER	TRAFIPRO	LT	315 000	87 000	87 000	315 000	11,8	15L PER MAN PER DAY
TOTAL WATER		LT	405 843	87 000	87 000	405 843	28,8	
COMBAT RATIONS	LOG BASE							
IMP BANGADESH		EA	6 358	-	-	6 358		
FRENCH		EA	5 504	-	-	5 504		
AMERICAN		EA	276	-	-	276		
SOUTH AFRICAN		EA	11 451	-	-	11 451		
AUSTRIAN		EA	1 138	-	-	1 138		
FORC RETIRAT RESERVE	UNAMIR HQ & TRAFIPRO	EA	10 000	-	-	10 000		
TOTAL COMBAT RATIONS		EA	34 727	-	-	34 727		
MALAYALIA RICE		BX	283	-	-	283		
HELP PICK		EA	1 959	-	-	1 959		
DIESEL								
95 CNG	TRAFIPRO	LT	19 794	-	637	19 157		
95 CNG	LOG BASE	LT	45 502	-	18 850	26 652		
SS S/MALI		LT	142 979	-	4 856	138 123		
IVEC		LT	17 916	-	1 410	16 506		
TOTAL DIESEL		LT	226 191	-	25 753	200 438	8,0	
AV DAILY USAGE		25000						
GASOLINE								
TOTAL SS/KIGALI		LT	10 042	-	937	9 105	4,6	
AV DAILY USAGE		2000						
JET FUEL								
BULK	KIGALI AIRPORT	LT	120 395	-	3 099	117 296		
PACKAGED	KIGALI AIRPORT	LT	20 000	-	-	20 000		
TOTAL JET FUEL		LT	140 395	-	3 099	137 296	27,5	
AV DAILY USAGE		5000						
NOTE								

F.
31

UNAMIR FORCE HQ
OUTGOING FACSIMILE NO :- 5612
MIR NO :- 3642
MISC NO :-

20 OCT 95

TO: ANNAN, UNATIONS, NEW YORK	FROM: SHAHARYAR KHAN SRSG UNAMIR, KIGALI, RWANDA.
INFO: SITUATION CENTRE, NEW YORK UN SECUR COORD SEVAN	<i>ammanu</i>
FAX: 001 (212) 963 9053	FAX: (250) 86877
<u>INTERNAL DISTRIBUTION:</u> <u>SRSG</u> FC UNAMIR HQ MAIN FILE	
SUBJECT: DAILY SITREP FOR 19 OCT 95	
NUMBER OF PAGES, INCLUDING THIS ONE: TEN	

1. PLEASE FIND ATTACHED THE DAILY SITREP MENTIONED ABOVE.
2. REGARDS.

H. H. H.

60
13 OCT 95
210717

DAILY SITREP FOR 19 OCT 95

1. HIGHLIGHTS.

A. THE OVERALL MILITARY SITUATION IN RWANDA IS STABLE AND CONTINUES TO IMPROVE THROUGHOUT THE COUNTRY. SECURITY ALONG THE BORDER REMAINS TENSE. REPATRIATION OF REFUGEES CONTINUES.

B. BORDER CROSSING:

(1) TOTAL INFLOW FOR THE DAY IS 752 OUT OF WHICH 741 CAME FROM ZAIRE AND 11 FROM UGANDA.

(2) TOTAL FOR THE MONTH TO DATE ARE INFLOW - 8855.
OUTFLOW - 22.

2. POLITICAL ACTIVITIES. NSTR.

3. MILITARY ACTIVITIES.

A. RPA/GENDARMERIE. NSTR.

B. FRGF/MILITIA/BANDITRY.

IN SECTOR 4 (CYANGUGU) - REFERENCE THE REPORTED MURDER OF A COUPLE ON THE 16 OCTOBER 1995, MILOBS OBTAINED ADDITIONAL INFORMATION THAT THE TWO WERE MURDERED BY FIVE BANDITS ARMED WITH MACHETES AND AN UNIDENTIFIED WEAPON.

4. HUMANITARIAN

A. 143 RETURNEES ARRIVED NDERA CAMP FROM GISENYI AND BUTARE. 143 RETURNEES WERE DESPATCHED BY UNHCR TO KIGALI, GASHORA, NGENDA AND BUTARE. 386 RETURNEES STILL AWAITING EVAC FROM NDERA CAMP.

B. INDBATT PROVIDED ONE TRUCK TO "UNACCOMPANIED CHILDREN ORPHANAGE" AT REMERA FOR TRANSPORTING FURNITURE FROM THE ORPHANAGE TO THEIR SECONDARY FACILITY AT KANOMBE. THEY ALSO PROVIDED ONE WATER BOWSER FOR THE ORPHANAGE AND REPAIRED A WATER PIPELINE.

C. MALICOY PROVIDED TWO TRUCKS TO PAM FOR TRANSPORTING CONSTRUCTION MATERIAL FROM GIKONGORO TO KIBEHO AND ONE TRUCK TO "FREED THE CHILDREN" FOR TRANSPORTING CONSTRUCTION MATERIALS FROM GIKONGORO TO NSHILI.

D. FORCE SIGNAL COMPANY PROVIDED 1 TRUCK TO ARDEC FOR THE TRANSPORTATION OF WOOD FROM RUGALIKA TO NYAMAHURU.

E. NORMED AND UNIT MEDICAL STAFF TREATED 94 MEDICAL AND 06 DENTAL PATIENTS.

F. SECTOR 1A (KIGALI) MILOBS REPORTED THAT OSF(NGO) DONATED MEDICINES TO THE ORPHANAGE AT RUSHASHI.

G. SECTOR 1B (GITARAMA) MILOBS REVEALED THAT THEIR HQs RECEIVED 858 BLANKETS FROM HAC KIGALI FOR DONATION TO LOCAL ORPHANAGES.

H. SECTOR 3B (BUTARE) MILOBS REPORTED THAT CRS PROVIDED FOOD, SEEDS AND HOES TO LOCALS IN RUHASHYA AND MUGUSA. UNICEF DONATED A GENERATOR TO A SECONDARY SCHOOL IN BUTARE.

5. CIVILIAN AFFAIRS.

A. IN SECTOR 1A (KIGALI) MILOBS REVEALED THAT THERE ARE 1925 WIDOWS, 4976 ORPHANS AND 840 GENOCIDE SURVIVORS IN KANOMBE COMMUNE.

B. IN SECTOR 1B (GITARAMA) - MILOBS HAVE CONFIRMED A TOTAL OF 1154 RETURNEES WHO HAVE BEEN RESETTLED IN THE PREFECTURE. ON 18 OCTOBER, 1995 02 AND 10 REFUGEES ARRIVED FROM TANZANIA AND ZAIRE RESPECTIVELY.

C. IN SECTOR 3B (BUTARE) - MILOBS REPORTED THAT A TOTAL OF 3278 REFUGEES HAVE RESETTLED IN THE PREFECTURE.

D. IN SECTOR 4 (CYANGUGU) - MILOBS REPORTED THAT 21 REFUGEES ARRIVED AT UVIRA FROM ZAIRE. THEY WERE MOVED TO BUGARAMA CITE TRANSIT CAMP FROM WHERE THEY WILL BE TRANSFERRED TO NYAGATARE TRANSIT CAMP ON 20 OCT, 95. 38 REFUGEES WERE MOVED TO THREE COMMUNES OF BUGARAMA SUB-SECTOR LEAVING 52 AT THE TRANSIT CAMP.

E. SECTOR 5B (GISENYI) - MILOBS REVEALED THAT A TOTAL OF 1277 RETURNEES HAVE RESETTLED IN THE PREFECTURE TO DATE. A TOTAL OF 189 ARRIVED TODAY. 913 WERE TRANSPORTED TO THEIR RESPECTIVE COMMUNES LEAVING 324 AT NKAMIRA TRANSIT CAMP.

6. SECURITY AND SAFETY OF PERSONNEL NSTR.

7. LOGISTICS

ESSENTIAL FORCE RESERVE STOCK LEVELS AS AT 19 OCT 95:

(1)	WATER	=	33	DAYS
(2)	RATION	=	26	"
(3)	FUEL	=	11	"
(4)	MOGAS	=	7	"

(5) JET FUEL = 28 "

8. CASUALTIES NSTR.

9. COMMENTS NO CHANGE.

DATE: 19-OCT-95

UNAMIR
DAILY CONTINGENT STATE

ANNEX 'A'

CONTINGENT																TOTAL	REMARKS
SRL		KIG	BUT	GIK	GIS	KIBG	CYA	KIB	SIGCOY	NBO	MIL POL	ENGRCOY	MOVCON	LEAVE	BICK		
1	CANCON	72								4				18		92	
2	GHANCOY	132				161				1	12					306	
3	INDCON	494	13	4				3	124			141	15	145	1	940	
4	MALAWICOY						133									133	
5	MALICOY			132												132	
6	NICOY	4			128						11			1		144	
7	TUNBATT	3									11					14	
8	ZAMBATT										22					22	
TOTAL		705	13	136	128	161	133	3	124	5	58	141	15	162	1	1783	

SUMMARY

CONTINGENT	1783
STAFF	41
MILOBS	286
CIVPOL	85
TOTAL	2195

UNAMIR

STAFF OFFICERS AND MILOBS STATE

DATE-19-OCT-95

S/NO	COUNTRY	STAFF				CIVPOL	MILOBS															TOTAL	REMARKS		
		LOCATION			LEAVE		TOTAL	LOCATION																	
		KI	NY	NAI				KIG	BUT	GIG	GIT	RUH	GIS	CYA	KBQ	BYU	KIB	NAI	NY	LEAVE	SICK				
1	ARGENTINA						1																		
2	AUSTRIA						1	1	1	2	1		3	1		1			4		15				
3	BANGLADESH¹						9	3	1	2	4	2	3	2	3	4	1		2		36				
4	CANADA	8			8		2	2		1		2	1			1			1		10				
5	CHAD					5																			
6	CONGO						2	2	2									1							
7	DJIBOUTI					5																			
8	FIJI						1																		
9	GERMANY					7																			
10	GHANA	7			7	10	8	3	3	2	2	2	3	3	3	4					33				
11	GUINEA						2	3		2	2	1	2	2	2			1			17				
12	GUINEA-BISS					6		1													1				
13	INDIA	8			1	9	4	2	2	2			2	2	2	2	1		3		22				
14	JORDAN					4						2							3		5				
15	MALAWI						2	2	3			2		1					4		14				
16	MALI					8	1			1	1	2	3		1	1			2		12				
17	NIGERIA	6			6	10	8		3					2		2			2		17				
18	NIGER					7																			
19	PAKISTAN						1					2							2		5				
20	RUSSIA						2	2		2		2	2			1			6		17				
21	SENEGAL	1			1		1												1		2				
22	SWITZERLAND					3																			
23	TUNISIA	5			5	10																			
24	URUGUAY						2	1	2	3	3	2	3	2	2	1			5		26				
25	ZAMBIA	5			5	10	3	1	3	2			3	3	2	2			1		20				
26	ZIMBABWE						2	2	2	4	4	3	2	2	2	2					25				
	TOTAL	40			1	41	85	52	25	22	23	17	22	27	20	17	21	2	38		286				

DAILY TOTAL CBT SUP SITREP

DISTRIBUTION

95/10/19 16:05

PERIOD COVERED 1500 HRS 18 OCT 95 TO 1500 HRS 19 OCT 95

CLOGO
SUMMO
G3/OPS
CISS
CO/FILE

ITEM	WHERE HELD	UNIT OF ISSUE	START BALANCE	RECEIVED	ISSUED	END BALANCE	DAYS	REMARKS
WATER BOTTLED								
1ST LINE		LT	50 825	-	-	50 825		
2ND LINE	LOG BASE	LT	90 994	-	-	90 994		
TOTAL BOTTLED WATER		LT	141 819	-	-	141 819	21.5	3L PER MAN PER DAY
BULK WATER								
1ST LINE		LT	76 234	-	-	67 594		
2ND LINE	TRAFIPRO	LT	310 000	-	-	315 000		
TOTAL BULK WATER		LT	386 234	-	-	382 594	11.6	15L PER MAN PER DAY
TOTAL WATER								
1ST LINE		LT	127 059	-	-	118 419		
2ND LINE		LT	400 994	-	-	405 994		
TOTAL WATER IN THEATER		LT	528 053	-	-	524 413	33.2	
COND. SUPPLIES								
1ST LINE		EA	22 509	-	40	22 469		
2ND LINE	LOG BASE	EA	34 727	-	-	34 727		
TOTAL COND. SUPPLIES IN THEATER		EA	57 236	-	40	57 196	26.1	
COND. SUPPLIES								
1ST LINE		LT	58 226	-	-	60 891		
2ND LINE		LT	248 576	-	-	228 191		
TOTAL COND. SUPPLIES IN THEATER		LT	306 802	-	-	287 082	11.5	
AVG. COND. SUPPLIES	25000							
COND. SUPPLIES								
1ST LINE		LT	4 386	-	-	4 306		
2ND LINE		LT	10 367	-	-	10 042		
TOTAL COND. SUPPLIES IN THEATER		LT	14 753	-	-	14 348	7.2	
AVG. COND. SUPPLIES	2000							
COND. SUPPLIES								
1ST LINE		LT	146 762	-	-	140 393	28.1	
TOTAL COND. SUPPLIES IN THEATER		LT	146 762	-	-	140 393	28.1	
AVG. COND. SUPPLIES	5000							

GRAPH

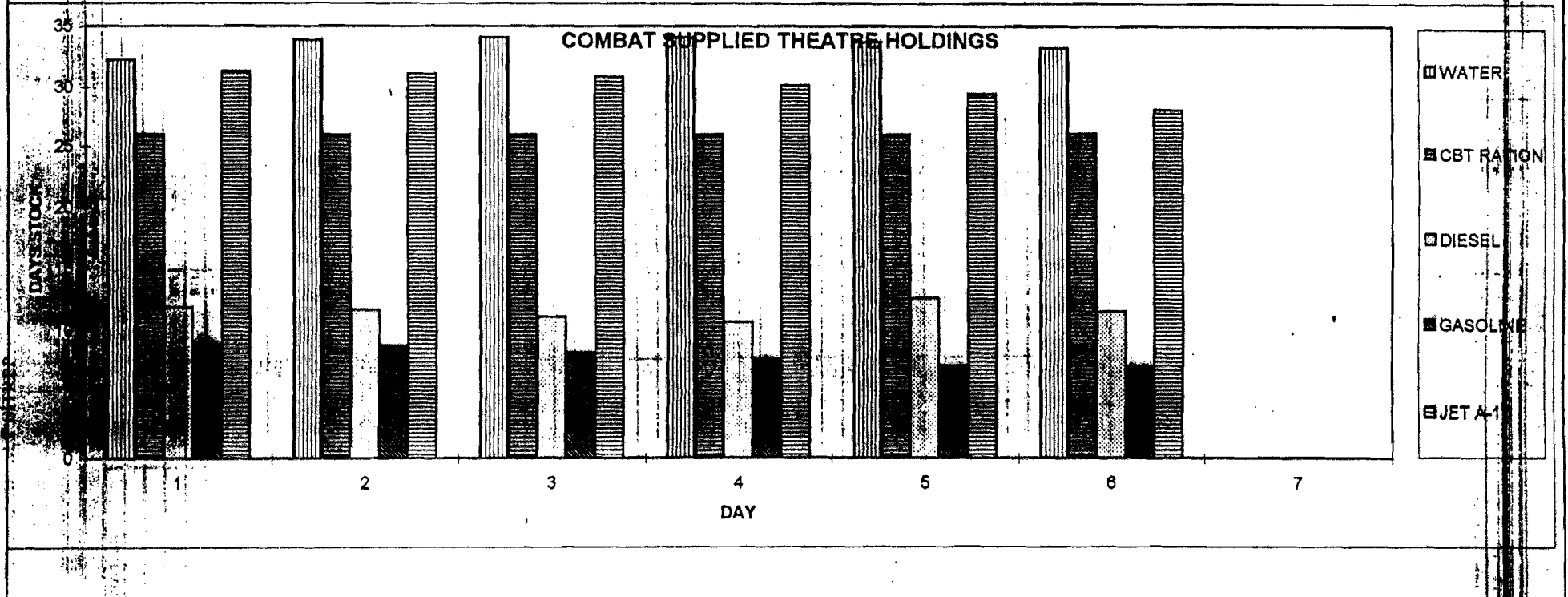
COMBAT SUPPLIES USAGE AND STOCK CHARTS

DAYS STOCK IN THEATER

WATER	32,2	33,9	34,1	34,1	33,7	33,2
CBT RATION	28	28	28	28	28	28,1
DIESEL	11,8	11,6	11	10,6	12,6	11,5
GASOLINE	8,9	8,8	8,3	7,8	7,3	7,2
JET A-1	31,3	31,1	30,8	30,1	29,4	28,1

AS OF 0800

SUN 95/10/15 MON 95/10/16 TUE 95/10/17 WED 95/10/18 THU 95/10/19 FRI 95/10/20 SAT 95/10/21



IND BATT	92	BT	2530			2530	9.2	9 OCT 95
IND ENGR	597	BT	12537			12537	7.0	19 OCT 95
IND SIGNAL	145	BT	4263			4263	9.8	18 OCT 95
ORANCOY	125	BT	2619			2619	7.0	18 OCT 95
MALAWICOY	306	BT	17434			17434	19.0	17 OCT 95
MALICOY	134	BT	2182			2182	5.4	19 OCT 95
NICOY	132	BT	5138			5138	13.0	18 OCT 95
TOTAL	144	BT	4132			4132	9.6	18 OCT 95
TOTAL	1675	BT	58825			58825	10.1	3L PER MAN PER DAY
WATER BULK								
95 CMSG	92	LTS	3600			3600	2.6	9 OCT 95
IND BATT	597	LTS	8200	1900	2900	6800	0.8	19 OCT 95
IND ENGR	145	LTS	1500	6000	6000	1500	0.7	18 OCT 95
IND SIGNAL	125	LTS	500			500	0.3	18 OCT 95
ORANCOY	306	LTS	3000			3000	0.7	17 OCT 95
MALAWICOY	134	LTS	10000			10000	5.0	19 OCT 95
MALICOY	132	LTS	18649			18649	9.4	18 OCT 95
NICOY	144	LTS	11000		5000	6000	2.8	18 OCT 95
TOTAL CONTINGENT	1675	LTS	56449	7500	13900	50049	2.0	15L PER MAN PER DAY
MELO (BUTARE)	28	LTS	1000		500	500	1.2	18 OCT 95
MELO (BYUMBA)	21	LTS	7283		1240	6043	19.2	19 OCT 95
MELO (CYANGUGU)	23	LTS	500			500	1.4	15 OCT 95
MELO (KITARAMA)	21	LTS	9000		500	8500	27.0	19 OCT 95
MELO (KIBUYE)	23	LTS	2000			2000	5.8	16 OCT 95
MELO (KUBENGERI)	16	LTS					0.0	AUG 95
TOTAL MELOS	132	LTS	19783		2240	17543	8.9	
TOTAL BULK WATER	1807	LTS	76234	7500	16140	67594	2.5	15L PER MAN PER DAY
COMBAT RATION								
95 CMSG	92	EA	5243			5243	19.0	9 OCT 95
IND BATT	597	EA	4926			4926	8.3	19 OCT 95
IND ENGR	145	EA	1421			1421	9.8	18 OCT 95
IND SIGNAL	125	EA	1191			1191	9.5	18 OCT 95
ORANCOY	306	EA	5426			5426	17.7	17 OCT 95
MALAWICOY	134	EA	2182		40	2142	16.0	19 OCT 95
MALICOY	132	EA	1089			1089	8.3	18 OCT 95
NICOY	144	EA	1031			1031	7.2	18 OCT 95
TOTAL	1675	EA	22589		40	22449	13.4	1 CPR PER MAN PER DAY
ITEM	AVG DAILY	UNIT OF	START	RECEIVED	ISSUED	END	DAYS	RETURN AS OF:
	USAGE	ISSUE	BALANCE			BALANCE		
DIESEL								
95 CMSG	2000	LT	12000			12000	6.0	9 OCT 95
IND BATT	175	LT	9140		110	9030	51.6	19 OCT 95
ORANCOY	1155	LT	7758			7758	6.7	17 OCT 95
MALAWICOY	550	LT	9883		545	9338	17.0	19 OCT 95
MALICOY	755	LT	13311			13311	17.6	18 OCT 95
NICOY	625	LT	6132	5000	1680	9432	15.1	18 OCT 95
TOTAL CONTINGENT	5260	LT	58226	5000	2335	60891	11.6	
MELO (BUTARE)	380	LT	3359		517	2842	7.5	18 OCT 95
MELO (BYUMBA)	185	LT	2274		270	2004	10.8	19 OCT 95
MELO (CYANGUGU)	45	LT	600			600	13.3	15 OCT 95
MELO (KITARAMA)	170	LT	3520		230	3290	19.4	19 OCT 95
MELO (KIBUYE)	80	LT	753			753	9.4	16 OCT 95
MELO (KUBENGERI)	75	LT					0.0	AUG 95
TOTAL MELOS	935	LT	10506		1017	9489	10.1	
TOTAL DIESEL	6195	LT	68732	5000	3352	70380	11.4	
GASOLINE								
ORANCOY	75	LT	1066			1066	14.2	17 OCT 95
MALAWICOY	15	LT	180			180	12.0	19 OCT 95
MALICOY	30	LT	1485			1485	49.5	18 OCT 95
MELO (CYANGUGU)	25	LT	200			200	8.0	15 OCT 95
MELO (KITARAMA)	70	LT	430			430	6.4	19 OCT 95
MELO (KIBUYE)	20	LT	120			120	6.0	16 OCT 95
NICOY	155	LT	885		80	805	5.2	18 OCT 95
TOTAL	315	LT	4386		80	4306	13.7	

DAILY 2ND LINE CBT SUP SITREP

95/10/19 16:05

PERIOD COVERED 1500 HRS 18 OCT 95 TO 1500 HRS 19 OCT 95

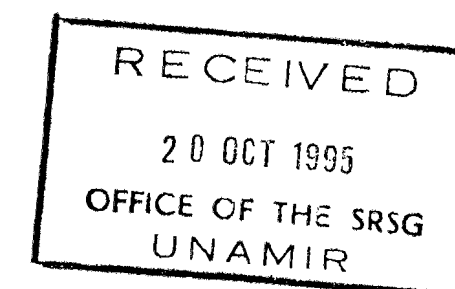
ITEM	WHERE HELD	UNIT OF ISSUE	START	RECEIVED	ISSUED	END BALANCE	DAYS	REMARKS
WATER								
BOTTLED	LOC BASE	LT	69 036	-	131	68 883	12.9	3L PER MAN PER DAY
FORCE ATILE RESERVE	UNAMIR HQ & TRAFIPRO	LT	21 958	-	-	21 958	4.1	3L PER MAN PER DAY
TOTAL BOTTLED		LT	90 994	-	-	90 994	17.0	3L PER MAN PER DAY
BULK BOTTLED	TRAFIPRO	LT	310 000	63 000	60 000	313 000	11.8	3L PER MAN PER DAY
TOTAL WATER		LT	400 994	63 000	60 131	403 843	28.8	
COMBAT RATIONS	LOC BASE							
IMP BANGALADESH		EA	6 338	-	-	6 338		
FRENCH		EA	5 504	-	-	5 504		
AMERICAN		EA	276	-	-	276		
SOUTH AFRICAN		EA	11 451	-	-	11 451		
AUSTRALIAN		EA	1 138	-	-	1 138		
FORCE ATILE RESERVE	UNAMIR HQ & TRAFIPRO	EA	10 000	-	-	10 000		
TOTAL COMBAT RATIONS		EA	34 727	-	-	34 727		
MALAYSIA RICE		BX	283	-	-	283		
HRLP PACK		EA	1 959	-	-	1 959		
DIESEL								
93 CMK	TRAFIPRO	LT	20 336	-	542	19 794		
93 CMK	LOC BASE	LT	60 402	-	14 500	45 902		
SS SYMOL		LT	147 836	-	4 857	142 979		
HYEOL		LT	20 002	-	2 086	17 916		
TOTAL DIESEL		LT	248 576	-	21 385	226 191	9.0	
AV DAILY USAGE		25000						
GASOLINE								
TOTAL GASOLINE		LT	10 367	-	325	10 042	5.0	
AV DAILY USAGE		2000						
JET A1								
BULK	KIGALI AIRPORT	LT	126 762	-	6 367	120 395		
PACKAGED	KIGALI AIRPORT	LT	20 000	-	-	20 000		
TOTAL JET A1		LT	146 762	-	6 367	140 395	28.1	
AV DAILY USAGE		3000						
NOTE								

UNAMIR FORCE HQ
OUTGOING FACSIMILE NO :-
MIR NO :-
MISC NO :-

20 OCT 95

TO: ANNAN, UNATIONS, NEW YORK	FROM: SHAHARYAR KHAN SRSG UNAMIR, KIGALI, RWANDA.
INFO: SITUATION CENTRE, NEW YORK UN SECUR COORD SEVAN	<i>annunyat</i>
FAX: 001 (212) 963 9053	FAX: (250) 86877
INTERNAL DISTRIBUTION: FC UNAMIR HQ MAIN FILE	
SUBJECT: DAILY SITREP FOR 19 OCT 95	
NUMBER OF PAGES, INCLUDING THIS ONE: TEN	

1. PLEASE FIND ATTACHED THE DAILY SITREP MENTIONED ABOVE.
2. REGARDS.



DAILY SITREP FOR 19 OCT 95

1. HIGHLIGHTS.

A. THE OVERALL MILITARY SITUATION IN RWANDA IS STABLE AND CONTINUES TO IMPROVE THROUGHOUT THE COUNTRY. SECURITY ALONG THE BORDER REMAINS TENSE. REPATRIATION OF REFUGEES CONTINUES.

B. BORDER CROSSING:

(1) TOTAL INFLOW FOR THE DAY IS **752** OUT OF WHICH **741** CAME FROM ZAIRE AND **11** FROM UGANDA.

(2) TOTAL FOR THE MONTH TO DATE ARE INFLOW - **8855**.
OUTFLOW - **22**.

2. POLITICAL ACTIVITIES. NSTR.

3. MILITARY ACTIVITIES.

A. RPA/GENDARMERIE. NSTR.

B. FRGF/MILITIA/BANDITRY.

IN SECTOR 4 (CYANGUGU) - REFERENCE THE REPORTED MURDER OF A COUPLE ON THE 16 OCTOBER 1995, MILOBS OBTAINED ADDITIONAL INFORMATION THAT THE TWO WERE MURDERED BY FIVE BANDITS ARMED WITH MACHETES AND AN UNIDENTIFIED WEAPON.

4. HUMANITARIAN

A. 143 RETURNEES ARRIVED NDERA CAMP FROM GISENYI AND BUTARE. 143 RETURNEES WERE DESPATCHED BY UNHCR TO KIGALI, GASHORA, NGENDA AND BUTARE. 386 RETURNEES STILL AWAITING EVAC FROM NDERA CAMP.

B. INDBATT PROVIDED ONE TRUCK TO "UNACCOMPANIED CHILDREN ORPHANAGE" AT REMERA FOR TRANSPORTING FURNITURE FROM THE ORPHANAGE TO THEIR SECONDARY FACILITY AT KANOMBE. THEY ALSO PROVIDED ONE WATER BOWSER FOR THE ORPHANAGE AND REPAIRED A WATER PIPELINE.

C. MALICOY PROVIDED TWO TRUCKS TO PAM FOR TRANSPORTING CONSTRUCTION MATERIAL FROM GIKONGORO TO KIBEHO AND ONE TRUCK TO "FEED THE CHILDREN" FOR TRANSPORTING CONSTRUCTION MATERIALS FROM GIKONGORO TO NSHILI.

D. FORCE SIGNAL COMPANY PROVIDED 1 TRUCK TO ARDEC FOR THE TRANSPORTATION OF WOOD FROM RUGALIKA TO NYAMAHURU.

E. NORMED AND UNIT MEDICAL STAFF TREATED 94 MEDICAL AND 06 DENTAL PATIENTS.

F. SECTOR 1A (KIGALI) MILOBS REPORTED THAT OSF(NGO) DONATED MEDICINES TO THE ORPHANAGE AT RUSHASHI.

G. SECTOR 1B (GITARAMA) MILOBS REVEALED THAT THEIR HQs RECEIVED 858 BLANKETS FROM HAC KIGALI FOR DONATION TO LOCAL ORPHANAGES.

H. SECTOR 3B (BUTARE) MILOBS REPORTED THAT CRS PROVIDED FOOD, SEEDS AND HOES TO LOCALS IN RUHASHYA AND MUGUSA. UNICEF DONATED A GENERATOR TO A SECONDARY SCHOOL IN BUTARE.

5. CIVILIAN AFFAIRS.

A. IN SECTOR 1A (KIGALI) MILOBS REVEALED THAT THERE ARE 1925 WIDOWS, 4976 ORPHANS AND 840 GENOCIDE SURVIVORS IN KANOMBE COMMUNE.

B. IN SECTOR 1B (GITARAMA) - MILOBS HAVE CONFIRMED A TOTAL OF 1154 RETURNEES WHO HAVE BEEN RESETTLED IN THE PREFECTURE. ON 18 OCTOBER, 1995 02 AND 10 REFUGEES ARRIVED FROM TANZANIA AND ZAIRE RESPECTIVELY.

C. IN SECTOR 3B (BUTARE) - MILOBS REPORTED THAT A TOTAL OF 3278 REFUGEES HAVE RESETTLED IN THE PREFECTURE.

D. IN SECTOR 4 (CYANGUGU) - MILOBS REPORTED THAT 21 REFUGEES ARRIVED AT UVIRA FROM ZAIRE. THEY WERE MOVED TO BUGARAMA CITE TRANSIT CAMP FROM WHERE THEY WILL BE TRANSFERRED TO NYAGATARE TRANSIT CAMP ON 20 OCT, 95. 38 REFUGEES WERE MOVED TO THREE COMMUNES OF BUGARAMA SUB-SECTOR LEAVING 52 AT THE TRANSIT CAMP.

E. SECTOR 5B (GISENYI) - MILOBS REVEALED THAT A TOTAL OF 1277 RETURNEES HAVE RESETTLED IN THE PREFECTURE TO DATE. A TOTAL OF 189 ARRIVED TODAY. 913 WERE TRANSPORTED TO THEIR RESPECTIVE COMMUNES LEAVING 324 AT NKAMIRA TRANSIT CAMP.

6. SECURITY AND SAFETY OF PERSONNEL NSTR.

7. LOGISTICS

ESSENTIAL FORCE RESERVE STOCK LEVELS AS AT 19 OCT 95:

(1)	WATER	=	33	DAYS
(2)	RATION	=	26	"
(3)	FUEL	=	11	"
(4)	MOGAS	=	7	"

(5) JET FUEL = 28 "

8. CASUALTIES NSTR.

9. COMMENTS NO CHANGE.

DATE: 19-OCT-95

UNAMIR
DAILY CONTINGENT STATE

ANNEX 'A'

CONTINGENT																TOTAL	REMARKS
SRL		KIG	BUT	GIK	GIS	KIBG	CYA	KIB	SIGCOY	NBO	MIL POL	ENGRCOY	MOVCON	LEAVE	SICK		
1	CANCON	72								4				16		92	
2	GHANCOY	132				161				1	12					306	
3	INDCON	494	13	4				3	124			141	15	145	1	940	
4	MALAWICOY						133									133	
5	MALICOY			132												132	
6	NICOY	4			128						11			1		144	
7	TUNBATT	3									11					14	
8	ZAMBATT										22					22	
TOTAL		705	13	136	128	161	133	3	124	5	56	141	15	162	1	1783	

SUMMARY

CONTINGENT	1783
STAFF	41
MILOBS	286
CIVPOL	85

TOTAL	2195
-------	------

UNAMIR

STAFF OFFICERS AND MILOBS STATE

DATE-19-OCT-95

S/NO	COUNTRY	STAFF					CIVPOL	MILOBS															REMARKS	
		LOCATION			LEAVE	TOTAL		LOCATION										LEAVE	SICK	TOTAL				
		KI	NY	NAI				KIG	BUT	GIK	GIT	RUH	GIS	CYA	KBG	BYU	KIB				NAI	NY		
1	ARGENTINA							1															1	
2	AUSTRIA							1	1	1	2	1		3	1		1			4			15	
3	BANGLADESH							9	3	1	2	4	2	3	2	3	4	1		2			36	
4	CANADA	8				8		2	2		1		2	1			1			1			10	
5	CHAD						5																	
6	CONGO							2	2	2										1			7	
7	DJIBOUTI						5																	
8	FIJI							1															1	
9	GERMANY						7																	
10	GHANA	7				7	10	8	3	3	2	2	2	3	3	3	4						33	
11	GUINEA							2	3		2	2	1	2	2	2				1			17	
12	GUINEA-BISS						6		1														1	
13	INDIA	8			1	9		4	2	2	2			2	2	2	2	1		3			22	
14	JORDAN						4						2							3			5	
15	MALAWI							2	2	3			2		1					4			14	
16	MALI						8	1			1	1	2	3		1	1			2			12	
17	NIGERIA	6				6	10	8		3					2		2			2			17	
18	NIGER						7																	
19	PAKISTAN							1					2							2			5	
20	RUSSIA							2	2		2		2	2			1			6			17	
21	SENEGAL	1				1		1												1			2	
22	SWITZERLAND						3																	
23	TUNISIA	5				5	10																	
24	URUGUAY							2	1	2	3	3	2	3	2	2	1			5			26	
25	ZAMBIA	5				5	10	3	1	3	2			3	3	2	2			1			20	
26	ZIMBABWE							2	2	2	4	4	3	2	2	2	2						25	
	TOTAL	40			1	41	85	52	25	22	23	17	22	27	20	17	21	2		38			286	

DAILY TOTAL CBT SUP SITREP

DISTRIBUTION

95/10/19 16:05

PERIOD COVERED 1500 HRS 18 OCT 95 TO 1500 HRS 19 OCT 95

CLOGO
SUMMO
G3 OPS
CISS
CO/FILE

ITEM	WHERE HELD	UNIT OF ISSUE	START BALANCE	RECEIVED	ISSUED	END BALANCE	DAYS	REMARKS
WATER BOTTLED								
1ST LINE		LT	50 825	-	-	50 825		
2ND LINE	LOG BASE	LT	90 994	-	-	90 994		
TOTAL BOTTLED WATER		LT	141 819	-	-	141 819	21,5	3L PER MAN PER DAY
BULK WATER								
1ST LINE		LT	76 234	-	-	67 594		
2ND LINE	TRAFIPRO	LT	310 000	-	-	315 000		
TOTAL BULK WATER		LT	386 234	-	-	382 594	11,6	15L PER MAN PER DAY
TOTAL WATER								
1ST LINE		LT	127 059	-	-	118 419		
2ND LINE		LT	400 994	-	-	405 994		
TOTAL WATER IN THEATER		LT	528 053	-	-	524 413	33,2	
COMBUSTIBLES								
1ST LINE		EA	22 509	-	40	22 469		
2ND LINE	LOG BASE	EA	34 727	-	-	34 727		
TOTAL COMBUSTIBLES IN THEATER		EA	57 236	-	40	57 196	26,1	
DIESEL								
1ST LINE		LT	58 226	-	-	60 891		
2ND LINE		LT	248 576	-	-	226 191		
TOTAL DIESEL IN THEATER		LT	306 802	-	-	287 082	11,5	
AVG DAILY USAGE	25000							
GASOLINE								
1ST LINE		LT	4 386	-	-	4 306		
2ND LINE		LT	10 367	-	-	10 042		
TOTAL GASOLINE IN THEATER		LT	14 753	-	-	14 348	7,2	
AVG DAILY USAGE	2000							
JET A-1								
TOTAL JET A-1 IN THEATER		LT	146 762	-	-	140 395	28,1	
AVG DAILY USAGE	5000							

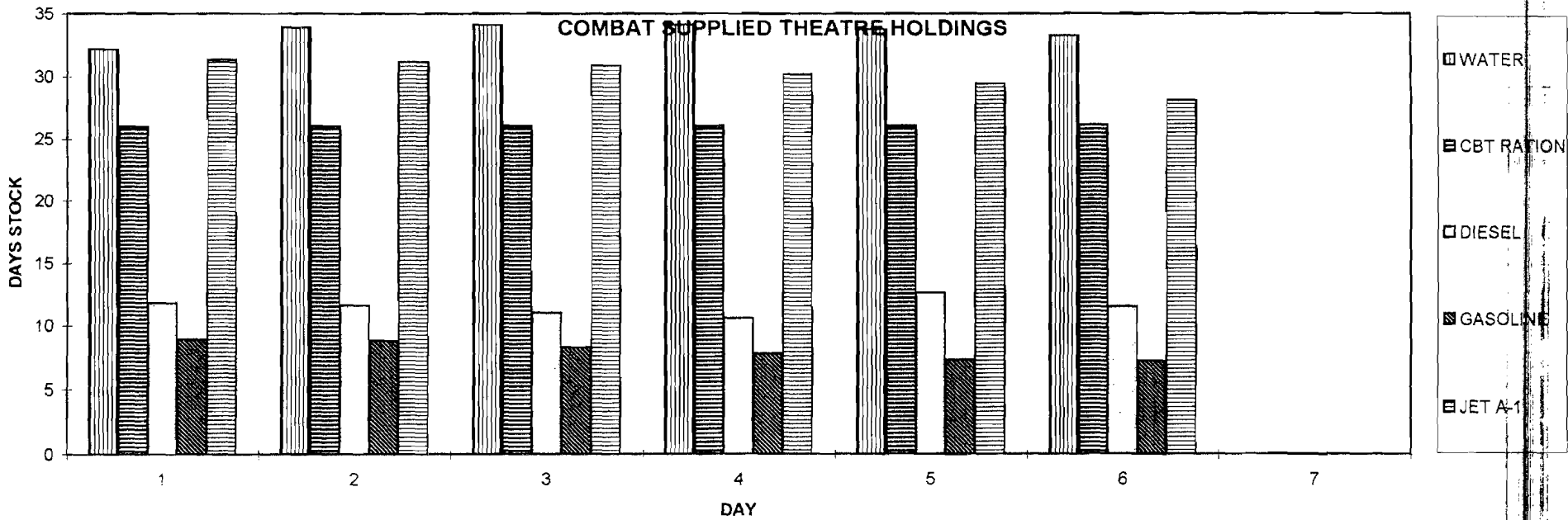
GRAPH

COMBAT SUPPLIES USAGE AND STOCK CHARTS

DAYS STOCK IN THEATER

WATER	32,2	33,9	34,1	34,1	33,7	33,2
CBT RATION	26	26	26	26	26	26,1
DIESEL	11,8	11,6	11	10,6	12,6	11,5
GASOLINE	8,9	8,8	8,3	7,8	7,3	7,2
JET A-1	31,3	31,1	30,8	30,1	29,4	28,1

AS OF 0800 SUN MON TUE WED THU FRI SAT
95/10/15 95/10/16 95/10/17 95/10/18 95/10/19 95/10/20 95/10/21



DAILY 1ST LINE CBT SUP SITREP

95/10/19 16:05

ITEM	STRENGTH	UNIT OF	START	RECEIVED	ISSUED	END	DAYS	RETURN AS OF:
		ISSUE	BALANCE			BALANCE		
WATER BOTTLED								
95 CMSG	92	BTL	2 530	-	-	2 530	9,2	9 OCT 95
INDBATT	597	BTL	12 537	-	-	12 537	7,0	19 OCT 95
IND ENGR	145	BTL	4 263	-	-	4 263	9,8	18 OCT 95
IND SIGNAL	125	BTL	2 619	-	-	2 619	7,0	18 OCT 95
GHANCOY	306	BTL	17 424	-	-	17 424	19,0	17 OCT 95
MALAWICOY	134	BTL	2 182	-	-	2 182	5,4	19 OCT 95
MALICOY	132	BTL	5 138	-	-	5 138	13,0	18 OCT 95
NICOY	144	BTL	4 132	-	-	4 132	9,6	18 OCT 95
TOTAL	1675	BTL	50 825	-	-	50 825	10,1	3L PER MAN PER DAY
WATER BULK								
95 CMSG	92	LTS	3 600	-	-	3 600	2,6	9 OCT 95
INDBATT	597	LTS	8 200	1 500	2 900	6 800	0,8	19 OCT 95
IND ENGR	145	LTS	1 500	6 000	6 000	1 500	0,7	18 OCT 95
IND SIGNAL	125	LTS	500	-	-	500	0,3	18 OCT 95
GHANCOY	306	LTS	3 000	-	-	3 000	0,7	17 OCT 95
MALAWICOY	134	LTS	10 000	-	-	10 000	5,0	19 OCT 95
MALICOY	132	LTS	18 649	-	-	18 649	9,4	18 OCT 95
NICOY	144	LTS	11 000	-	5 000	6 000	2,8	18 OCT 95
TOTAL CONTINGENT	1675	LTS	56 449	7 500	13 900	50 049	2,0	15L PER MAN PER DAY
MILOB (BUTARE)	28	LTS	1 000	-	500	500	1,2	18 OCT 95
MILOB (BYUMBA)	21	LTS	7 285	-	1 240	6 045	19,2	19 OCT 95
MILOB (CYANGUGU)	23	LTS	500	-	-	500	1,4	15 OCT 95
MILOB (GITARAMA)	21	LTS	9 000	-	500	8 500	27,0	19 OCT 95
MILOB (KIBUYE)	23	LTS	2 000	-	-	2 000	5,8	16 OCT 95
MILOB (RUHENGERR)	16	LTS	-	-	-	-	0,0	AUG 95
TOTAL MILOBS	132	LTS	19 785	-	2 240	17 545	8,9	
TOTAL BULK WATER	1807	LTS	76 234	7 500	16 140	67 594	2,5	15L PER MAN PER DAY
COMBAT RATION								
95 CMSG	92	EA	5 243	-	-	5 243	19,0	9 OCT 95
INDBATT	597	EA	4 926	-	-	4 926	8,3	19 OCT 95
IND ENGR	145	EA	1 421	-	-	1 421	9,8	18 OCT 95
IND SIGNAL	125	EA	1 191	-	-	1 191	9,5	18 OCT 95
GHANCOY	306	EA	5 426	-	-	5 426	17,7	17 OCT 95
MALAWICOY	134	EA	2 142	-	40	2 142	16,0	19 OCT 95
MALICOY	132	EA	1 089	-	-	1 089	8,3	18 OCT 95
NICOY	144	EA	1 031	-	-	1 031	7,2	18 OCT 95
TOTAL	1 675	EA	22 509	-	40	22 469	13,4	1 CPR PER MAN PER DAY
ITEM	AVG DAILY	UNIT OF	START	RECEIVED	ISSUED	END	DAYS	RETURN AS OF:
	USAGE	ISSUE	BALANCE			BALANCE		
DIESEL								
95 CMSG	2 000	LT	12 000	-	-	12 000	6,0	9 OCT 95
INDBATT	175	LT	9 140	-	110	9 030	51,6	19 OCT 95
GHANCOY	1 155	LT	7 758	-	-	7 758	6,7	17 OCT 95
MALAWICOY	550	LT	9 885	-	545	9 340	17,0	19 OCT 95
MALICOY	755	LT	13 311	-	-	13 311	17,6	18 OCT 95
NICOY	625	LT	6 132	5 000	1 680	9 452	15,1	18 OCT 95
TOTAL CONTINGENT	5 260	LT	58 226	5 000	2 335	60 891	11,6	
MILOB (BUTARE)	380	LT	3 359	-	517	2 842	7,5	18 OCT 95
MILOB (BYUMBA)	185	LT	2 274	-	270	2 004	10,8	19 OCT 95
MILOB (CYANGUGU)	45	LT	600	-	-	600	13,3	15 OCT 95
MILOB (GITARAMA)	170	LT	3 520	-	230	3 290	19,4	19 OCT 95
MILOB (KIBUYE)	80	LT	753	-	-	753	9,4	16 OCT 95
MILOB (RUHENGERR)	75	LT	-	-	-	-	0,0	AUG 95
TOTAL MILOBS	935	LT	10 506	-	1 017	9 489	10,1	
TOTAL DIESEL	6 195	LT	68 732	5 000	3 352	70 380	11,4	
GASOLINE								
GHANCOY	75	LT	1 066	-	-	1 066	14,2	17 OCT 95
MALAWICOY	15	LT	180	-	-	180	12,0	19 OCT 95
MALICOY	30	LT	1 485	-	-	1 485	49,5	18 OCT 95
MILOB (CYANGUGU)	25	LT	200	-	-	200	8,0	15 OCT 95
MILOB (GITARAMA)	70	LT	450	-	-	450	6,4	19 OCT 95
MILOB (KIBUYE)	20	LT	120	-	-	120	6,0	16 OCT 95
NICOY	155	LT	885	-	80	805	5,2	18 OCT 95
TOTAL	315	LT	4 386	-	80	4 306	13,7	

DAILY 2ND LINE CBT SUP SITREP

95/10/19 16:05

PERIOD COVERED 1500 HRS 18 OCT 95 TO 1500 HRS 19 OCT 95

ITEM	WHERE HELD	UNIT OF ISSUE	START	RECEIVED	ISSUED	END BALANCE	DAYS	REMARKS
WATER								
BOTTLED	LOG BASE	LT	69 036	-	151	68 885	12,9	3L PER MAN PER DAY
FORCIBLE RESERVE	UNAMIR HQ & TRAFIPRO	LT	21 958	-	-	21 958	4,1	3L PER MAN PER DAY
TOTAL BOTTLED		LT	90 994	-	-	90 994	17,0	3L PER MAN PER DAY
BULK	TRAFIPRO	LT	310 000	65 000	60 000	315 000	11,8	15L PER MAN PER DAY
TOTAL WATER		LT	400 994	65 000	60 151	405 843	28,8	
COMBAT RATIONS	LOG BASE							
IMP BREAD		EA	6 358	-	-	6 358		
FRENCH		EA	5 504	-	-	5 504		
AMERICAN		EA	276	-	-	276		
SOUTH AFRICAN		EA	11 451	-	-	11 451		
AUSTRALIAN		EA	1 138	-	-	1 138		
FORCIBLE RESERVE	UNAMIR HQ & TRAFIPRO	EA	10 000	-	-	10 000		
TOTAL COMBAT RATIONS		EA	34 727	-	-	34 727		
MALAYSIA RICE		BX	283	-	-	283		
HELP PACK		EA	1 959	-	-	1 959		
DIESEL								
95 CM	TRAFIPRO	LT	20 336	-	542	19 794		
95 CM	LOG BASE	LT	60 402	-	14 900	45 502		
SS S/M		LT	147 836	-	4 857	142 979		
IVECO		LT	20 002	-	2 086	17 916		
TOTAL DIESEL		LT	248 576	-	22 385	226 191	9,0	
AV DAILY USAGE	25000							
GASOLINE								
TOTAL GASOLINE		LT	10 367	-	325	10 042	5,0	
AV DAILY USAGE	2000							
JET A1								
BULK	KIGALI AIRPORT	LT	126 762	-	6 367	120 395		
PACKAGED	KIGALI AIRPORT	LT	20 000	-	-	20 000		
TOTAL JET A1		LT	146 762	-	6 367	140 395	28,1	
AV DAILY USAGE	5000							
NOTE								

UNAMIR
95 OCT 19 09

95 OCT 19 09

09

1/10

UNAMIR FORCE HQ
OUTGOING FACSIMILE NO :-
MIR NO :-
MISC NO :-

5578
3627

19 OCT 95

TO: ANNAN, UNATIONS, ✓ NEW YORK	FROM: SHAHARYAR KHAN SRSG UNAMIR, KIGALI, RWANDA.
INFO: SITUATION CENTRE, ✓ NEW YORK UN SECUR COORD SEVAN ✓	<i>anwarul Kabir</i>
FAX: 001 (212) 963 9053 ✓	FAX: (250) 86877
<u>INTERNAL DISTRIBUTION:</u> SRSG FC UNAMIR HQ MAIN FILE	
SUBJECT: DAILY SITREP FOR 18 OCT 95	
NUMBER OF PAGES, INCLUDING THIS ONE: TEN	

1. PLEASE FIND ATTACHED THE DAILY SITREP MENTIONED ABOVE.
2. REGARDS.

Sr
19.10

SrSG FC

2/10

DAILY SITREP FOR 18 OCT 95

1. HIGHLIGHTS.

A. THE OVERALL MILITARY SITUATION IN RWANDA IS STABLE AND CONTINUES TO IMPROVE THROUGHOUT THE COUNTRY. SECURITY ALONG THE BORDER REMAINS TENSE. REPATRIATION OF REFUGEES CONTINUES.

B. BORDER CROSSING:

(1) TOTAL INFLOW FOR THE DAY IS 752 OUT OF WHICH 741 CAME FROM ZAIRE AND 11 FROM UGANDA.

(2) TOTAL FOR THE MONTH TO DATE ARE INFLOW - 8855. OUTFLOW - 22.

2. POLITICAL ACTIVITIES

A. THE SRSG PARTICIPATED IN A HEADS OF AGENCIES MEETING WITH MR RAFEEUDDIN AHMAD, ASSOCIATE ADMINISTRATOR OF UNDP. THEY DISCUSSED MATTERS CONCERNING REPATRIATION AND INTEGRATION OF REFUGEES, THE JUDICIAL SYSTEM AND THE PRISON SITUATION IN RWANDA.

B. THE SRSG HELD A MEETING WITH THE FC AND MR RANDOLPH KENT OF UNREO AND DISCUSSED ARRANGEMENTS FOR A WORKSHOP TO BE ORGANIZED ON THE ROLE OF PEACEKEEPING FORCES AND THE HUMANITARIAN COMMUNITY - LESSONS LEARNT FROM RWANDA.

3. MILITARY ACTIVITIES.

A. RPA/GENDARMERIE.

(1) IN SECTOR 5A (RUHENGARI) RPA CARRIED OUT SEARCH OPERATION IN VOLCANO AREA. DETAILS NOT OBTAINED AS RPA DO NOT ALLOW UNAMIR TROOPS TO ENTER THE AREA.

(2) IN SECTOR 4 RPA CONDUCTED SECURITY MEETINGS AT COMMUNAL OFFICES IN KAGANO (GR 9844), KIRAMBO (GR 0444) AND GATARE (GR 1345).

B. FRGF/MILITIA/BANDITRY.

(1) IN SECTOR 4 (CYANGUGU) THE COUNSELLOR OF MURURU SECTEUR (GR 7521) IN CYIBOGO COMMUNE, AND ONE OF HIS CHILDREN WERE KILLED BY REPEATED KNIFE WOUNDS AT ABOUT 2330 HRS ON 16 OCT 95. A GRENADE WAS ALSO THROWN INTO HIS HOUSE BY ONE NEIGHBOUR SUSPECTED TO BE FRGF/INTERHAMWE. THIS NEIGHBOUR WAS IDENTIFIED BY ONE OF THE CHILDREN OF THE DECEASED. TWO OTHER CHILDREN AND THE WIFE WERE SERIOUSLY WOUNDED AND HOSPITALIZED AT GIHUNDWE HOSPITAL IN CYANGUGU.

3/10

4. HUMANITARIAN

A. 270 RETURNEES ARRIVED NDERA CAMP FROM GISENYI AND BUTARE. 253 RETURNEES WERE DESPATCHED BY UNHCR TO KIGALI, KIBUNGO, GITARAMA, AND GISENYI. 386 RETURNEES STILL AWAITING EVAC FROM NDERA CAMP.

B. INDBATT PROVIDED ONE TRUCK TO AUSTRIAN RELIEF PROGRAM TO TRANSPORT BLANKETS FROM KIGALI TO GITARAMA.

D. MALICOY PROVIDED TWO TRUCKS TO THE PREFECT OF GIKONGORO FOR THE TRANSPORTATION OF PRISONERS TO BUTARE AND TWO TRUCKS FOR MINISTRY OF REHABILITATION AND SOCIAL INTEGRATION FOR TRANSPORTATION OF CONSTRUCTION MATERIALS.

E. FORCE SIGNAL COMPANY PROVIDED 1 TRUCK TO ARDEC FOR THE TRANSPORTATION OF WOOD FROM GEHRA TO NYAMAHURU.

F. NORMED AND UNIT MEDICAL STAFF TREATED 207 MEDICAL AND 20 DENTAL CIVILIAN PATIENTS.

5. CIVILIAN AFFAIRS.

A. IN SECTOR 2B (KIBUNGO) UNHCR RECEIVED A DELEGATION OF 15 RWANDAN REFUGEES FROM TANZANIA. DELEGATION IS TO ASSESS THE SITUATION IN KIBUNGO PREFECTURE AND CONVINCE OTHER REFUGEES STILL IN TANZANIA TO RETURN HOME.

B. IN SECTOR 3B (BUTARE) LOCALS STARTED EXHUMING REMAINS OF GENOCIDE VICTIMS FOR REBURIAL SCHEDULED FOR 29 OCT 95. A PROCESSION OF STUDENTS AND TEACHERS OF NATIONAL UNIVERSITY, BUTARE WAS ALSO ORGANIZED IN BUTARE. THEY CARRIED PLACARDS ASKING FOR JUSTICE TO BE DONE AGAINST THOSE RESPONSIBLE FOR THE GENOCIDE.

C. IN SECTOR 5A (RUHENGERI) RETURNEES OF THE 1959/60 GROUP WERE GIVEN HOUSES BELONGING TO REFUGEES STILL IN ZAIRE. THEY HAVE HOWEVER BEEN ALLOCATED LAND TO BUILD THEIR OWN HOUSES.

6. SECURITY AND SAFETY OF PERSONNEL NSTR.7. LOGISTICS

ESSENTIAL FORCE RESERVE STOCK LEVELS AS AT 18 OCT 95:

(1)	WATER	=	34	DAYS
(2)	RATION	=	26	"
(3)	FUEL	=	12	"
(4)	MOGAS	=	07	"

4/10

(5) JET FUEL = 29 "

8. CASUALTIES NSTR.

9. COMMENTS NO CHANGE.

5/10

DATE: 18-OCT-95

UNAMIR
DAILY CONTINGENT STATE

ANNEX 'A'

CONTINGENT																TOTAL	REMARKS
SRL		KIG	BUT	GIK	GIS	KIBG	CYA	KIB	SIGCOY	NBO	MIL POL	ENGRCOY	MOVCON	LEAVE	SICK		
1	CANCON	72								4				16		92	
2	GHANCOY	132				162				1	12					306	
3	INDCON	494	13	4				3	124			141	15	145	1	940	
4	MALAWICOY						133									133	
5	MALICOY			132												132	
6	NICOY	4			128						11			1		144	
7	TUNBATT	3									11					14	
8	ZAMBATT										22					22	
TOTAL		705	13	136	128	162	133	3	124	5	56	141	15	162	1	1783	

SUMMARY

CONTINGENT 1783
STAFF 41
MILOBS 286
CIVPOL 85

TOTAL 2195

UNAMIR

ANNEX 'B'

STAFF OFFICERS AND MILOBS STATE

DATE-18-OCT-95

S/NO	COUNTRY	STAFF			CIVPOL	MILOBS																	REMARKS
		LOCATION				LEAVE	TOTAL	LOCATION															
		KI	NY	NAI				KIG	BUT	GIK	QIT	RUH	GIS	CYA	KBG	BYU	KIB	NAI	NY	LEAVE	SICK	TOTAL	
1	ARGENTINA						1															1	
2	AUSTRIA						1	1	1	2	1		3	1		1				4		15	
3	BANGLADESH						9	3	1	2	4	2	3	2	3	4	1			2		36	
4	CANADA	8				8	2	2		1		2	1			1				1		10	
5	CHAD						5																
6	CONGO						2	2	2											1		7	
7	DJIBOUTI						5																
8	FIJI						1															1	
9	GERMANY						7																
10	GHANA	7				7	10	8	3	3	2	2	2	3	3	3	4					33	
11	GUINEA							2	3		2	2	1	2	2	2				1		17	
12	GUINEA-BISS						6		1													1	
13	INDIA	8			1	9		4	2	2	2			2	2	2	2	1		3		22	
14	JORDAN						4						2							3		5	
15	MALAWI							2	2	3			2		1					4		14	
16	MALI						8	1			1	1	2	3		1	1			2		12	
17	NIGERIA	6				6	10	8		3					2		2			2		17	
18	NIGER						7																
19	PAKISTAN							1					2							2		5	
20	RUSSIA							2	2		2		2	2			1			6		17	
21	SENEGAL	1				1		1												1		2	
22	SWITZERLAND						3																
23	TUNISIA	5				5	10																
24	URUGUAY							2	1	2	3	3	2	3	2	2	1			5		26	
25	ZAMBIA	5				5	10	3	1	3	2			3	3	2	2			1		20	
26	ZIMBABWE							2	2	2	4	4	3	2	2	2	2					25	
	TOTAL	40			1	41	85	52	25	22	23	17	22	27	20	17	21	2		38		286	

DAILY TOTAL CBT SUP SITREP

DISTRIBUTION

95/10/18 16:06

PERIOD COVERED 1500 HRS 17 OCT 95 TO 1500 HRS 18 OCT 95

CLOGO

SUMMO

~~EXHIBIT~~

CISS

CO/FILE

7/10

ITEM	WHERE HELD	UNIT OF ISSUE	START BALANCE	RECEIVED	ISSUED	END BALANCE	DAYS	REMARKS
WATER BOTTLED								
1ST LINE		LT	50 825	-	-	50 825		
2ND LINE	LOG BASE	LT	90 994	-	-	90 994		
TOTAL BOTTLED WATER		LT	141 819	-	-	141 819	21,5	3L PER MAN PER DAY
BULK WATER								
1ST LINE		LT	95 174	-	-	93 634		
2ND LINE	TRAFIPRO	LT	310 000	-	-	310 000		
TOTAL BULK WATER		LT	405 174	-	-	403 634	12,2	15L PER MAN PER DAY
TOTAL WATER								
1ST LINE		LT	145 999	-	-	144 459		
2ND LINE		LT	400 994	-	-	400 994		
TOTAL WATER IN THEATER		LT	546 993	-	-	545 453	33,7	
COMB RATIONS								
1ST LINE		EA	22 509	-	-	22 509		
2ND LINE	LOG BASE	EA	34 727	-	-	34 727		
TOTAL COMB RATIONS IN THEATER		EA	57 236	-	-	57 236	26,0	
DIESEL								
1ST LINE		LT	55 286	-	-	67 461		
2ND LINE		LT	211 827	-	-	248 576		
TOTAL DIESEL IN THEATER		LT	267 113	-	-	316 037	12,6	
AVG DAILY USAGE	25000							
GASOLINE								
1ST LINE		LT	4 456	-	-	4 246		
2ND LINE		LT	11 126	-	-	10 367		
TOTAL GASOLINE IN THEATER		LT	15 582	-	-	14 613	7,3	
AVG DAILY USAGE	2000							
JET A-1								
TOTAL JET A-1 IN THEATER		LT	150 671	-	-	146 762	29,4	
AVG DAILY USAGE	5000							

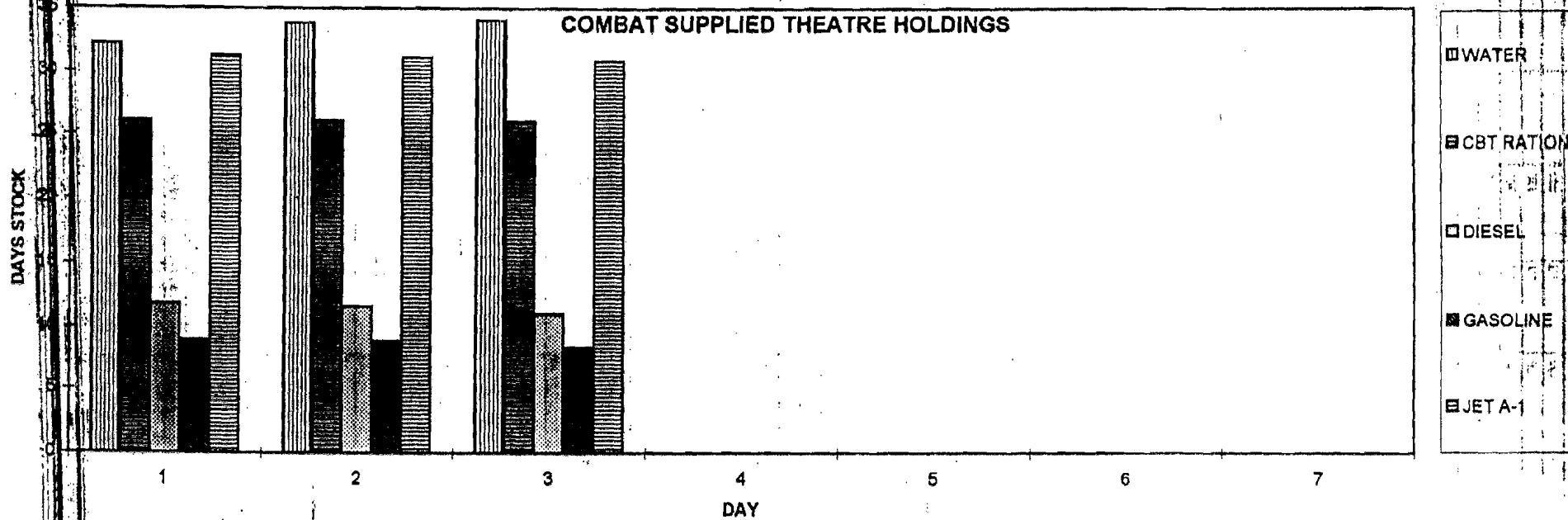
8/10

COMBAT SUPPLIES USAGE AND STOCK CHARTS

DAYS STOCK IN THEATER

WATER	32,2	33,9	34,1	34,1	33,7
CBT RATION	26	26	26	26,0	26,0
DIESEL	11,8	11,6	11	10,6	12,6
GASOLINE	8,9	8,8	8,3	7,8	7,3
JET A-1	31,3	31,1	30,8	30,1	29,4

AS OF 0800	SUN	MON	TUE	WED	THU	FRI	SAT
	95/10/15	95/10/16	95/10/17	95/10/18	95/10/19	95/10/20	95/10/21



DAILY 1ST LINE CBT SUP SITREP

95/10/18 16:06

ITEM	STATION	UNIT OF ISSUE	START BALANCE	RECEIVED	ISSUED	END BALANCE	DAYS	RETURN AS OF:
WATER BOTTLED								
95 CMSG	92	BTL	2 530	-	-	2 530	9,2	9 OCT 95
INDBATT	397	BTL	12 537	-	-	12 537	7,0	18 OCT 95
IND ENGR	145	BTL	4 263	-	-	4 263	9,8	17 OCT 95
IND SIGNAL	125	BTL	2 619	-	-	2 619	7,0	18 OCT 95
GHANCOY	306	BTL	17 434	-	-	17 434	19,0	17 OCT 95
MALAWICOY	134	BTL	2 182	-	-	2 182	5,4	17 OCT 95
MALICOY	132	BTL	5 138	-	-	5 138	13,0	18 OCT 95
NICOY	144	BTL	4 132	-	-	4 132	9,6	17 OCT 95
TOTAL	1675	BTL	50 825	-	-	50 825	10,1	3L PER MAN PER DAY
WATER BULK								
95 CMSG	92	LTS	3 600	-	-	3 600	2,6	9 OCT 95
INDBATT	397	LTS	3 700	5 000	2 000	6 700	0,7	18 OCT 95
IND ENGR	145	LTS	1 500	5 500	5 500	1 500	0,7	17 OCT 95
IND SIGNAL	125	LTS	500	3 500	3 500	500	0,3	18 OCT 95
GHANCOY	306	LTS	3 000	20 000	11 000	12 000	2,6	17 OCT 95
MALAWICOY	134	LTS	30 000	-	10 000	20 000	10,0	17 OCT 95
MALICOY	132	LTS	18 649	15 000	16 280	17 369	8,8	18 OCT 95
NICOY	144	LTS	11 000	-	-	11 000	5,1	17 OCT 95
TOTAL CONTINGENT	1675	LTS	71 949	49 000	48 280	72 669	2,9	15L PER MAN PER DAY
MILOR (BUTARE)	28	LTS	2 500	-	2 000	500	1,2	18 OCT 95
MILOR (BYUMBA)	21	LTS	9 725	-	1 260	8 465	26,9	18 OCT 95
MILOR (CYANGUGU)	23	LTS	500	-	-	500	1,4	15 OCT 95
MILOR (KITARAMA)	21	LTS	8 500	-	-	8 500	27,0	16 OCT 95
MILOR (KIBUYE)	23	LTS	2 000	4 000	3 000	3 000	8,7	16 OCT 95
MILOR (KUFENGERI)	16	LTS	-	-	-	-	0,0	AUG 95
TOTAL MILORS	132	LTS	23 225	4 000	6 260	20 965	10,6	15L PER MAN PER DAY
TOTAL BULK WATER	1807	LTS	95 174	53 000	54 540	93 634	3,5	
COMBAT RATION								
95 CMSG	92	EA	5 243	-	-	5 243	19,0	9 OCT 95
INDBATT	397	EA	4 926	-	-	4 926	8,3	18 OCT 95
IND ENGR	145	EA	1 421	-	-	1 421	9,8	17 OCT 95
IND SIGNAL	125	EA	1 191	-	-	1 191	9,5	18 OCT 95
GHANCOY	306	EA	5 426	-	-	5 426	17,7	17 OCT 95
MALAWICOY	134	EA	2 182	-	-	2 182	16,3	17 OCT 95
MALICOY	132	EA	1 089	-	-	1 089	8,3	18 OCT 95
NICOY	144	EA	1 031	-	-	1 031	7,2	17 OCT 95
TOTAL	1 675	EA	22 509	-	-	22 509	13,4	1 CPR PER MAN PER DAY
ITEM	AVG DAILY USAGE	UNIT OF ISSUE	START BALANCE	RECEIVED	ISSUED	END BALANCE	DAYS	RETURN AS OF:
DIBSRL								
95 CMSG	2 000	LT	12 000	-	-	12 000	6,0	9 OCT 95
INDBATT	175	LT	8 060	1 390	310	9 140	52,2	18 OCT 95
GHANCOY	1 155	LT	7 758	10 000	1 410	16 348	14,2	17 OCT 95
MALAWICOY	550	LT	4 620	6 000	185	10 435	19,0	17 OCT 95
MALICOY	755	LT	13 311	-	3 310	10 001	13,2	18 OCT 95
NICOY	625	LT	9 537	-	-	9 537	15,3	17 OCT 95
TOTAL CONTINGENT	5 260	LT	55 286	17 390	5 215	67 461	12,8	
MILOR (BUTARE)	380	LT	1 427	-	517	2 910	7,7	18 OCT 95
MILOR (BYUMBA)	185	LT	2 681	-	454	2 227	12,0	18 OCT 95
MILOR (CYANGUGU)	45	LT	600	-	-	600	13,3	15 OCT 95
MILOR (KITARAMA)	170	LT	4 100	-	-	4 100	24,1	16 OCT 95
MILOR (KIBUYE)	80	LT	753	-	-	753	9,4	16 OCT 95
MILOR (KUFENGERI)	75	LT	-	-	-	-	0,0	AUG 95
TOTAL MILORS	935	LT	11 561	-	971	10 590	11,3	
TOTAL DIBSRL	6 195	LT	66 847	17 390	6 186	78 051	12,6	
GASOLINE								
GHANCOY	75	LT	1 066	-	-	1 066	14,2	17 OCT 95
MALAWICOY	15	LT	400	-	200	200	13,3	17 OCT 95
MALICOY	30	LT	1 485	-	1 475	10	49,2	18 OCT 95
MILOR (CYANGUGU)	25	LT	200	-	200	-	8,0	15 OCT 95
MILOR (KITARAMA)	20	LT	300	-	300	-	4,3	16 OCT 95
MILOR (KIBUYE)	20	LT	120	-	120	-	6,0	16 OCT 95
NICOY	155	LT	825	-	825	-	17,0	17 OCT 95
TOTAL	315	LT	4 456	-	4 445	11	13,3	

DAILY 2ND LINE CBT SUP SITREP

95/10/18 16:06

PERIOD COVERED 1500 HRS 17 OCT 95 TO 1500 HRS 18 OCT 95

ITEM	WHERE HELD	UNIT OF ISSUE	START	RECEIVED	ISSUED	END BALANCE	DAYS	REMARKS
WATER								
BOTTLED	LOG BASE	LT	69 038	-	-	69 038	12.9	3L PER MAN PER DAY
FORN RESERVE	UNAMIR HQ & TRAFIPRO	LT	21 938	-	-	21 938	4.1	3L PER MAN PER DAY
TOTAL BOTTLED		LT	90 976	-	-	90 976	17.0	3L PER MAN PER DAY
BULK	TRAFIPRO	LT	310 000	103 000	103 000	310 000	11.6	13L PER MAN PER DAY
TOTAL WATER		LT	400 976	103 000	103 000	400 976	28.6	
COMBAT RATIONS	LOG BASE							
MEAT		EA	6 338	-	-	6 338		
VEGETABLE		EA	5 504	-	-	5 504		
ANCHOVY		EA	276	-	-	276		
BOOTHY		EA	11 431	-	-	11 431		
ADDITIONAL		EA	1 138	-	-	1 138		
FORN RESERVE	UNAMIR HQ & TRAFIPRO	EA	10 000	-	-	10 000		
TOTAL COMBAT RATIONS		EA	34 727	-	-	34 727		
MALAYALAM		EA	283	-	-	283		
HELP PACK		EA	1 959	-	-	1 959		
DIESEL								
PS 1000	TRAFIPRO	LT	21 946	-	1 610	20 336		
PS 1000	LOG BASE	LT	80 402	-	20 000	60 402		
SS 1000		LT	87 131	66 900	6 213	147 836		
VECO		LT	22 328	-	2 326	20 002		
TOTAL DIESEL		LT	211 827	66 900	30 151	248 576	9.9	
AVAILABILITY			25000					
GASOLINE								
TOTAL KIGALI		LT	11 126	-	759	10 367	5.2	
AVAILABILITY			2000					
JET A1								
BULK	KIGALI AIRPORT	LT	130 671	-	3 909	126 762		
PACKAGED	KIGALI AIRPORT	LT	20 000	-	-	20 000		
TOTAL JET A1		LT	150 671	-	3 909	146 762	29.4	
AVAILABILITY			5000					
NOTE:								

UNAMIR FORCE HQ
OUTGOING FACSIMILE NO :-
MIR NO :-
MISC NO :-

19 OCT 95

TO: ANNAN, UNATIONS, NEW YORK	FROM: SHAHARYAR KHAN SRSG UNAMIR, KIGALI, RWANDA.
INFO: SITUATION CENTRE, NEW YORK UN SECUR COORD SEVAN	<i>amunum fath</i>
FAX: 001 (212) 963 9053	FAX: (250) 86877
<u>INTERNAL DISTRIBUTION:</u> FC UNAMIR HQ MAIN FILE	
SUBJECT: DAILY SITREP FOR 18 OCT 95	
NUMBER OF PAGES, INCLUDING THIS ONE: TEN	

1. PLEASE FIND ATTACHED THE DAILY SITREP MENTIONED ABOVE.
2. REGARDS.

DAILY SITREP FOR 18 OCT 95

1. HIGHLIGHTS.

A. THE OVERALL MILITARY SITUATION IN RWANDA IS STABLE AND CONTINUES TO IMPROVE THROUGHOUT THE COUNTRY. SECURITY ALONG THE BORDER REMAINS TENSE. REPATRIATION OF REFUGEES CONTINUES.

B. BORDER CROSSING:

(1) TOTAL INFLOW FOR THE DAY IS 752 OUT OF WHICH 741 CAME FROM ZAIRE AND 11 FROM UGANDA.

(2) TOTAL FOR THE MONTH TO DATE ARE INFLOW - 8855.
OUTFLOW - 22.

2. POLITICAL ACTIVITIES

A. THE SRSG PARTICIPATED IN A HEADS OF AGENCIES MEETING WITH MR RAFEEUDDIN AHMAD, ASSOCIATE ADMINISTRATOR OF UNDP. THEY DISCUSSED MATTERS CONCERNING REPATRIATION AND INTEGRATION OF REFUGEES, THE JUDICIAL SYSTEM AND THE PRISON SITUATION IN RWANDA.

B. THE SRSG HELD A MEETING WITH THE FC AND MR RANDOLPH KENT OF UNREO AND DISCUSSED ARRANGEMENTS FOR A WORKSHOP TO BE ORGANIZED ON THE ROLE OF PEACEKEEPING FORCES AND THE HUMANITARIAN COMMUNITY - LESSONS LEARNT FROM RWANDA.

3. MILITARY ACTIVITIES.

A. RPA/GENDARMERIE.

(1) IN SECTOR 5A (RUHENGARI) RPA CARRIED OUT SEARCH OPERATION IN VOLCANO AREA. DETAILS NOT OBTAINED AS RPA DO NOT ALLOW UNAMIR TROOPS TO ENTER THE AREA.

(2) IN SECTOR 4 RPA CONDUCTED SECURITY MEETINGS AT COMMUNAL OFFICES IN KAGANO (GR 9844), KIRAMBO (GR 0444) AND GATARE (GR 1345).

B. FRGF/MILITIA/BANDITRY.

(1) IN SECTOR 4 (CYANGUGU) THE COUNSELLOR OF MURURU SECTEUR (GR 7521) IN CYIBOGO COMMUNE, AND ONE OF HIS CHILDREN WERE KILLED BY REPEATED KNIFE WOUNDS AT ABOUT 2330 HRS ON 16 OCT 95. A GRENADE WAS ALSO THROWN INTO HIS HOUSE BY ONE NEIGHBOUR SUSPECTED TO BE FRGF/INTERHAMWE. THIS NEIGHBOUR WAS IDENTIFIED BY ONE OF THE CHILDREN OF THE DECEASED. TWO OTHER CHILDREN AND THE WIFE WERE SERIOUSLY WOUNDED AND HOSPITALIZED AT GIHUNDWE HOSPITAL IN CYANGUGU.

4. HUMANITARIAN

A. 270 RETURNEES ARRIVED NDERA CAMP FROM GISENYI AND BUTARE. 253 RETURNEES WERE DESPATCHED BY UNHCR TO KIGALI, KIBUNGO, GITARAMA, AND GISENYI. 386 RETURNEES STILL AWAITING EVAC FROM NDERA CAMP.

B. INDBATT PROVIDED ONE TRUCK TO AUSTRIAN RELIEF PROGRAM TO TRANSPORT BLANKETS FROM KIGALI TO GITARAMA.

D. MALICOY PROVIDED TWO TRUCKS TO THE PREFECT OF GIKONGORO FOR THE TRANSPORTATION OF PRISONERS TO BUTARE AND TWO TRUCKS FOR MINISTRY OF REHABILITATION AND SOCIAL INTEGRATION FOR TRANSPORTATION OF CONSTRUCTION MATERIALS.

E. FORCE SIGNAL COMPANY PROVIDED 1 TRUCK TO ARDEC FOR THE TRANSPORTATION OF WOOD FROM GEHRA TO NYAMAHURU.

F. NORMED AND UNIT MEDICAL STAFF TREATED 207 MEDICAL AND 20 DENTAL CIVILIAN PATIENTS.

5. CIVILIAN AFFAIRS.

A. IN SECTOR 2B (KIBUNGO) UNHCR RECEIVED A DELEGATION OF 15 RWANDAN REFUGEES FROM TANZANIA. DELEGATION IS TO ASSESS THE SITUATION IN KIBUNGO PREFECTURE AND CONVINCE OTHER REFUGEES STILL IN TANZANIA TO RETURN HOME.

B. IN SECTOR 3B (BUTARE) LOCALS STARTED EXHUMING REMAINS OF GENOCIDE VICTIMS FOR REBURIAL SCHEDULED FOR 29 OCT 95. A PROCESSION OF STUDENTS AND TEACHERS OF NATIONAL UNIVERSITY, BUTARE WAS ALSO ORGANIZED IN BUTARE. THEY CARRIED PLACARDS ASKING FOR JUSTICE TO BE DONE AGAINST THOSE RESPONSIBLE FOR THE GENOCIDE.

C. IN SECTOR 5A (RUHENGERI) RETURNEES OF THE 1959/60 GROUP WERE GIVEN HOUSES BELONGING TO REFUGEES STILL IN ZAIRE. THEY HAVE HOWEVER BEEN ALLOCATED LAND TO BUILD THEIR OWN HOUSES.

6. SECURITY AND SAFETY OF PERSONNEL NSTR.

7. LOGISTICS

ESSENTIAL FORCE RESERVE STOCK LEVELS AS AT 18 OCT 95:

(1)	WATER	=	34	DAYS
(2)	RATION	=	26	"
(3)	FUEL	=	12	"
(4)	MOGAS	=	07	"

(5) JET FUEL = 29 "

8. CASUALTIES NSTR.

9. COMMENTS NO CHANGE.

DATE: 18-OCT-95

UNAMIR
DAILY CONTINGENT STATE

ANNEX 'A'

CONTINGENT																TOTAL	REMARKS
SRL		KIG	BUT	GIK	GIS	KIBG	CYA	KIB	SIGCOY	NBO	MIL POL	ENGRCOY	MOVCON	LEAVE	SICK		
1	CANCON	72								4				16		92	
2	GHANCOY	132				162				1	12					308	
3	INDCON	494	13	4				3	124			141	15	145	1	940	
4	MALAWICOY						133									133	
5	MALICOY			132												132	
6	NICOY	4			128						11			1		144	
7	TUNBATT	3									11					14	
8	ZAMBATT										22					22	
TOTAL		705	13	136	128	162	133	3	124	5	56	141	15	162	1	1783	

SUMMARY

CONTINGENT	1783
STAFF	41
MILOBS	286
CIVPOL	85
TOTAL	2195

UNAMIR

ANNEX 'B'

STAFF OFFICERS AND MILOBS STATE

DATE-18-OCT-95

S/NO	COUNTRY	STAFF				CIVPOL	MILOBS														LEAVE	SICK	TOTAL	REMARKS
		LOCATION			TOTAL		LOCATION																	
		KI	NY	NAI			KIG	BUT	GIK	GIT	RUH	GIS	CYA	KBG	BYU	KIB	NAI	NY						
1	ARGENTINA						1																	
2	AUSTRIA						1	1	1	2	1		3	1		1			4			12		
3	BANGLADESH						9	3	1	2	4	2	3	2	3	4	1		2			36		
4	CANADA	8			8		2	2		1		2	1			1			1			10		
5	CHAD					5																5		
6	CONGO						2	2	2										1			7		
7	DJIBOUTI					5																5		
8	FIJI						1															1		
9	GERMANY					7																7		
10	GHANA	7			7	10	8	3	3	2	2	2	3	3	3	4						33		
11	GUINEA						2	3		2	2	1	2	2	2				1			17		
12	GUINEA-BISS					6		1														1		
13	INDIA	8			1	9	4	2	2	2			2	2	2	2	1		3			22		
14	JORDAN					4						2							3			5		
15	MALAWI						2	2	3			2		1					4			14		
16	MALI					8	1			1	1	2	3		1	1			2			12		
17	NIGERIA	6			6	10	8		3					2		2			2			17		
18	NIGER					7																		
19	PAKISTAN						1					2							2			5		
20	RUSSIA						2	2		2		2	2			1			6			17		
21	SENEGAL	1			1		1												1			2		
22	SWITZERLAND					3																		
23	TUNISIA	5			5	10																		
24	URUGUAY						2	1	2	3	3	2	3	2	2	1			5			26		
25	ZAMBIA	5			5	10	3	1	3	2			3	3	2	2			1			20		
26	ZIMBABWE						2	2	2	4	4	3	2	2	2	2						25		
	TOTAL	40			1	41	85	52	25	22	23	17	22	27	20	17	21	2		38		286		

DAILY TOTAL CBT SUP SITREP

DISTRIBUTION

95/10/18 16:06

PERIOD COVERED 1500 HRS 17 OCT 95 TO 1500 HRS 18 OCT 95

CLOGO
SUMMO
~~SECRET~~
CISS
CO/FILE

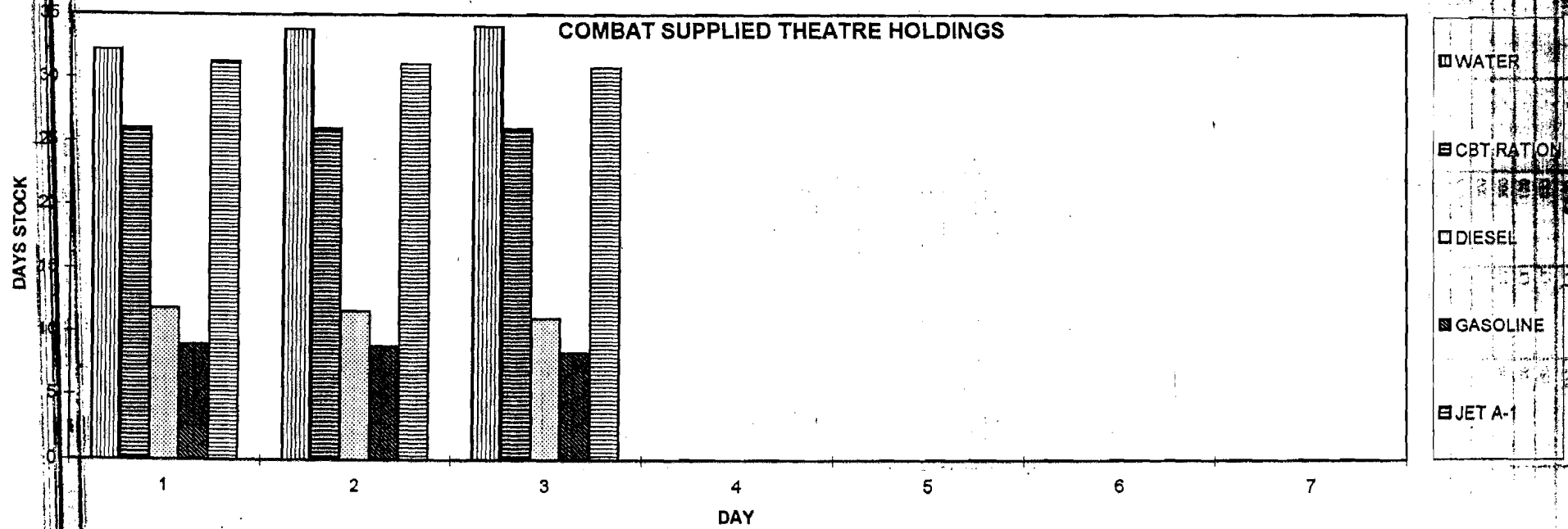
ITEM	WHERE HELD	UNIT OF ISSUE	START BALANCE	RECEIVED	ISSUED	END BALANCE	DAYS	REMARKS
WATER BOTTLED								
1ST LINE		LT	50 825	-	-	50 825		
2ND LINE	LOG BASE	LT	90 994	-	-	90 994		
TOTAL BOTTLED WATER		LT	141 819	-	-	141 819	21.5	3L PER MAN PER DAY
BULK WATER								
1ST LINE		LT	95 174	-	-	93 634		
2ND LINE	TRAFIPRO	LT	310 000	-	-	310 000		
TOTAL BULK WATER		LT	405 174	-	-	403 634	12.2	15L PER MAN PER DAY
TOTAL WATER								
1ST LINE		LT	145 999	-	-	144 459		
2ND LINE		LT	400 994	-	-	400 994		
TOTAL WATER IN THEATER		LT	546 993	-	-	545 453	33.7	
COMBUSTIBLES								
1ST LINE		EA	22 509	-	-	22 509		
2ND LINE	LOG BASE	EA	34 727	-	-	34 727		
TOTAL COMBUSTIBLES IN THEATER		EA	57 236	-	-	57 236	26.0	
DIESEL								
1ST LINE		LT	55 286	-	-	67 461		
2ND LINE		LT	211 827	-	-	248 576		
TOTAL DIESEL IN THEATER		LT	267 113	-	-	316 037	12.6	
AVG DAILY USAGE	25000							
GASOLINE								
1ST LINE		LT	4 456	-	-	4 246		
2ND LINE		LT	11 126	-	-	10 367		
TOTAL GASOLINE IN THEATER		LT	15 582	-	-	14 613	7.3	
AVG DAILY USAGE	2000							
JET A-1								
TOTAL JET A-1 IN THEATER		LT	150 671	-	-	146 761	29.4	
AVG DAILY USAGE	5000							

COMBAT SUPPLIES USAGE AND STOCK CHARTS

DAYS STOCK IN THEATER

WATER	32.2	33.9	34.1	34.1	33.7
CBT RATION	26	26	26	26.0	26.0
DIESEL	11.8	11.6	11	10.6	12.6
GASOLINE	8.9	8.8	8.3	7.8	7.3
JET A-1	31.3	31.1	30.8	30.1	29.4

AS OF 0800 SUN MON TUE WED THU FRI SAT
95/10/15 95/10/16 95/10/17 95/10/18 95/10/19 95/10/20 95/10/21



2NDLINE

DAILY 2ND LINE CBT SUP SITREP

95/10/18 16:06

PERIOD COVERED 1500 HRS 17 OCT 95 TO 1500 HRS 18 OCT 95

ITEM	WHERE HELD	UNIT OF ISSUE	START	RECEIVED	ISSUED	END BALANCE	DAYS	REMARKS
WATER								
BOTTLED	LOG BASE	LT	69 036	-	-	69 036	12.9	3L PER MAN PER DAY
FORCE POLICE RESERVE	UNAMIR HQ & TRAFIPRO	LT	21 938	-	-	21 938	4.1	3L PER MAN PER DAY
TOTAL BOTTLED		LT	90 994	-	-	90 994	17.0	3L PER MAN PER DAY
BULK BOTTLED	TRAFIPRO	LT	310 000	105 000	105 000	310 000	11.6	15L PER MAN PER DAY
TOTAL WATER		LT	400 994	105 000	105 000	400 994	28.6	
COMBAT RATIONS	LOG BASE							
IMP BANGALADESH		EA	6 338	-	-	6 338		
FRANCE		EA	5 504	-	-	5 504		
AMERICAN		EA	276	-	-	276		
SOUTH AFRICAN		EA	11 431	-	-	11 431		
AUSTRALIAN		EA	1 138	-	-	1 138		
FORCE POLICE RESERVE	UNAMIR HQ & TRAFIPRO	EA	10 000	-	-	10 000		
TOTAL COMBAT RATIONS		EA	34 727	-	-	34 727		
MALAYSIAN		BX	283	-	-	283		
HELP PACK		EA	1 939	-	-	1 939		
DIESEL								
95 CM/G	TRAFIPRO	LT	21 946	-	1 610	20 336		
95 CM/G	LOG BASE	LT	80 402	-	20 000	60 402		
SS S/KIGALI		LT	87 131	66 900	6 213	147 836		
IVECO		LT	22 328	-	2 326	20 002		
TOTAL DIESEL		LT	211 827	66 900	30 131	248 576	9.9	
AV DAILY USAGE			25000					
GASOLINE								
TOTAL SS S/KIGALI		LT	11 126	-	759	10 367	5.2	
AV DAILY USAGE			2000					
JET A1								
BULK	KIGALI AIRPORT	LT	130 671	-	3 909	126 762		
PACKAGE	KIGALI AIRPORT	LT	20 000	-	-	20 000		
TOTAL JET A1		LT	150 671	-	3 909	146 762	29.4	
AV DAILY USAGE			5000					
NOTE:								

ITEM	STATION	UNIT OF ISSUE	START BALANCE	RECEIVED	ISSUED	END BALANCE	DAYS	RETURN AS OF:
WATER BOTTLED								
95 CMSG	92	BTL	2 530	-	-	2 530	9,2	9 OCT 95
INDBATT	597	BTL	12 537	-	-	12 537	7,0	18 OCT 95
IND ENGR	145	BTL	4 263	-	-	4 263	9,8	17 OCT 95
IND SIGNAL	125	BTL	2 619	-	-	2 619	7,0	18 OCT 95
GHANCOY	306	BTL	17 424	-	-	17 424	19,0	17 OCT 95
MALAWICOY	134	BTL	2 182	-	-	2 182	5,4	17 OCT 95
MALICOY	132	BTL	5 138	-	-	5 138	13,0	18 OCT 95
NICOY	144	BTL	4 132	-	-	4 132	9,6	17 OCT 95
TOTAL	1675	BTL	50 825	-	-	50 825	10,1	3L PER MAN PER DAY
WATER BULK								
95 CMSG	92	LTS	3 600	-	-	3 600	2,6	9 OCT 95
INDBATT	597	LTS	3 700	5 000	2 000	6 700	0,7	18 OCT 95
IND ENGR	145	LTS	1 500	5 500	5 500	1 500	0,7	17 OCT 95
IND SIGNAL	125	LTS	500	3 500	3 500	500	0,3	18 OCT 95
GHANCOY	306	LTS	3 000	20 000	11 000	12 000	2,6	17 OCT 95
MALAWICOY	134	LTS	30 000	-	10 000	20 000	10,0	17 OCT 95
MALICOY	132	LTS	18 649	15 000	16 280	17 369	8,8	18 OCT 95
NICOY	144	LTS	11 000	-	-	11 000	5,1	17 OCT 95
TOTAL CONTINGENT	1675	LTS	71 949	49 000	48 280	72 669	2,9	15L PER MAN PER DAY
MILOB (BUTARE)								
MILOB (BUTARE)	28	LTS	2 500	-	2 000	500	1,2	18 OCT 95
MILOB (BYUMBA)	21	LTS	9 725	-	1 260	8 465	26,9	18 OCT 95
MILOB (CYANGUGU)	23	LTS	500	-	-	500	1,4	15 OCT 95
MILOB (GITARAMA)	21	LTS	8 500	-	-	8 500	27,0	16 OCT 95
MILOB (KIBUYE)	23	LTS	2 000	4 000	3 000	3 000	8,7	16 OCT 95
MILOB (RUHENGRI)	16	LTS	-	-	-	-	0,0	AUG 95
TOTAL MILOBS	132	LTS	23 225	4 000	6 260	20 965	10,6	
TOTAL BULK WATER	1807	LTS	95 174	53 000	54 540	93 634	3,5	15L PER MAN PER DAY
COMBAT RATION								
95 CMSG	92	EA	5 243	-	-	5 243	19,0	9 OCT 95
INDBATT	597	EA	4 926	-	-	4 926	8,3	18 OCT 95
IND ENGR	145	EA	1 421	-	-	1 421	9,8	17 OCT 95
IND SIGNAL	125	EA	1 191	-	-	1 191	9,5	18 OCT 95
GHANCOY	306	EA	5 426	-	-	5 426	17,7	17 OCT 95
MALAWICOY	134	EA	2 182	-	-	2 182	16,3	17 OCT 95
MALICOY	132	EA	1 089	-	-	1 089	8,3	18 OCT 95
NICOY	144	EA	1 031	-	-	1 031	7,2	17 OCT 95
TOTAL	1 675	EA	22 509	-	-	22 509	13,4	1 CPR PER MAN PER DAY
ITEM	AVG DAILY USAGE	UNIT OF ISSUE	START BALANCE	RECEIVED	ISSUED	END BALANCE	DAYS	RETURN AS OF:
DIESEL								
95 CMSG	2 000	LT	12 000	-	-	12 000	6,0	9 OCT 95
INDBATT	175	LT	8 060	1 390	310	9 140	52,2	18 OCT 95
GHANCOY	1 155	LT	7 758	10 000	1 410	16 348	14,2	17 OCT 95
MALAWICOY	550	LT	4 620	6 000	185	10 435	19,0	17 OCT 95
MALICOY	755	LT	13 311	-	3 310	10 001	13,2	18 OCT 95
NICOY	625	LT	9 537	-	-	9 537	15,3	17 OCT 95
TOTAL CONTINGENT	5 260	LT	55 286	17 390	5 215	67 461	12,8	
MILOB (BUTARE)								
MILOB (BUTARE)	380	LT	3 427	-	517	2 910	7,7	18 OCT 95
MILOB (BYUMBA)	185	LT	2 681	-	454	2 227	12,0	18 OCT 95
MILOB (CYANGUGU)	45	LT	600	-	-	600	13,3	15 OCT 95
MILOB (GITARAMA)	170	LT	4 100	-	-	4 100	24,1	16 OCT 95
MILOB (KIBUYE)	80	LT	753	-	-	753	9,4	16 OCT 95
MILOB (RUHENGRI)	75	LT	-	-	-	-	0,0	AUG 95
TOTAL MILOBS	935	LT	11 561	-	971	10 590	11,3	
TOTAL DIESEL	6 195	LT	66 847	17 390	6 186	78 051	12,6	
GASOLINE								
GHANCOY	75	LT	1 066	-	-	1 066	14,2	17 OCT 95
MALAWICOY	15	LT	400	-	200	200	13,3	17 OCT 95
MALICOY	30	LT	1 485	-	10	1 475	49,2	18 OCT 95
MILOB (CYANGUGU)	25	LT	200	-	-	200	8,0	15 OCT 95
MILOB (GITARAMA)	20	LT	300	-	-	300	4,3	16 OCT 95
MILOB (KIBUYE)	20	LT	120	-	-	120	6,0	16 OCT 95
NICOY	155	LT	1 845	-	-	1 845	5,7	17 OCT 95
TOTAL	315	LT	4 456	-	210	4 246	13,3	

UNAMIR FORCE HQ
OUTGOING FACSIMILE NO :-
MIR NO :-
MISC NO :-

18 OCT 95

TO: ANNAN, UNATIONS, NEW YORK	FROM: SHAHARYAR KHAN SRSG UNAMIR, KIGALI, RWANDA.
INFO: SITUATION CENTRE, NEW YORK UN SECUR COORD SEVAN	
FAX: 001 (212) 963 9053	FAX: (250) 86877
<u>INTERNAL DISTRIBUTION:</u> SRSG FC UNAMIR HQ MAIN FILE	
SUBJECT: DAILY SITREP FOR 17 OCT 95	
NUMBER OF PAGES, INCLUDING THIS ONE: TEN	

1. PLEASE FIND ATTACHED THE DAILY SITREP MENTIONED ABOVE.
2. REGARDS.

See
18.10

Requested
18.10.95

SAG

FC

18 OCT 95
UNAMIR

DAILY SITREP FOR 17 OCT 95

1. HIGHLIGHTS.

A. THE OVERALL MILITARY SITUATION IN RWANDA IS STABLE AND CONTINUES TO IMPROVE THROUGHOUT THE COUNTRY, ALTHOUGH THE SECURITY SITUATION ALONG THE ZAIRIAN BORDER REMAINS TENSE. REPATRIATION OF REFUGEES CONTINUE AT A LOW SCALE.

B. BORDER CROSSING:

(1) TOTAL INFLOW FOR THE DAY IS 197 OUT OF WHICH 189 CAME FROM ZAIRE AND 8 FROM UGANDA.

(2) TOTALS FOR THE MONTH TO DATE ARE INFLOW - 8103. OUTFLOW - 22.

2. POLITICAL ACTIVITIES

A. THE SRSG HELD A MEETING ON PRISONS WITH DR.GANNS OF GERMANY AND DISCUSSED FUTURE ACTION AND COORDINATION BETWEEN VARIOUS UN AGENCIES TO REHABILITATE AND RECONSTRUCT THE PRISON SYSTEM OF RWANDA.

B. THE SRSG ALONG WITH FC AND UNAMIR SENIOR CIVILIAN AND MILITARY STAFF ALSO HELD A MEETING WITH RWANDESE GOVERNMENT OFFICIALS TO DISCUSS THE FUTURE MANDATE, EQUIPMENT AND REVISED SOMA. THE SITUATION OF PRISONS ALSO CAME UNDER DISCUSSION.

3. MILITARY ACTIVITIES.

A. RPA/GENDARMERIE. IN SECTOR 4, RPA HAS INTENSIFIED PATROLLING IN NYAMESHEKE SUBSECTOR, IN SEARCH OF THE FRGF/INTERHAMWE SUSPECTED TO BE HIDING IN THE AREAS TO THE NORTH, AROUND GATARE COMMUNE (GR1345).

B. FRGF/MILITIA/BANDITRY.

(1) IN SECTOR 5A, A FIRE FIGHT TOOK PLACE BETWEEN RPA AND FRGF AT BISATE SECTOR ON 16 OCT AT ABOUT 1300 HRS. IT APPEARS THAT FRGF WERE ON RECCE OF THE AREA AND STARTED FIRING WHEN NOTICED BY THE RPA. A MAN AGED 21 WAS KILLED APPARENTLY BECAUSE HE WAS ON THE WITHDRAWAL ROUTE OF FRGF. THE RPA HAVE PROHIBITED LOCALS INSIDE THE FOREST BECAUSE OF SEARCH OPERATIONS BEING CONDUCTED BY THEM. RPA HAVE "SHOOT TO KILL" ORDERS DURING THE SEARCH.

(2) SECTOR 5B ALSO REPORTED HEARING SUSTAINED FIRING AT ABOUT 0530 HRS THAT LASTED FOR ABOUT 15 MINUTES FROM THE GENERAL DIRECTION OF GOMA. NO OTHER DETAILS PRESENTLY AVAILABLE.

(3) IN SECTOR 5B AT AROUND 1330 HRS ON 17 OCT 95, THERE WAS AN ENCOUNTER BETWEEN RPA AND INSURGENTS. 5 OUT OF PARTY OF 9 WERE CAPTURED, 1 KILLED AND 3 ESCAPED. AFTER INTERVIEWING THE CAPTURED INSURGENTS, IT WAS DISCLOSED THAT THE INSURGENTS ARRIVED IN KAYOVU AREA FROM ZAIRE VIA ILE IJWI AND ILE IWANA ISLANDS IN BOATS. SMALL ARMS, GRENADES, ANTI-PERSONNEL MINES AND 20 METERS OF DETONATION CORD WERE RECOVERED. THE CAPTURED INSURGENTS ARE HELD IN GISENYI.

(4) MILOBS SECTOR 5B REPORTED THAT ON 7 OCT 95 A GROUP CLAIMING TO BE MILITIA DEMANDED 50,000 AMF FROM THE SECTOR COUNCILLOR IN BUSUMBA COMMUNE (GR 2728). ON REFUSAL SHE ALONG WITH HER DAUGHTER WAS KIDNAPPED. THEIR WHEREABOUTS STILL NOT KNOWN. HUMAN RIGHTS INFORMED

4. HUMANITARIAN

A. 112 RETURNEES ARRIVED NDERA CAMP. 34 RETURNEES WERE DESPATCHED BY UNHCR TO KIGALI. 369 RETURNEES STILL AWAITING EVAC FROM NDERA CAMP.

B. INDBATT PROVIDED ONE TRUCK TO NURSES SCHOOL IN KABGAYI AND TWO TRUCKS TO SALVATION ARMY FOR TRANSPORTATION OF FUEL WOOD AND RATIONS.

C. GHANCOY PROVIDED THREE TRUCKS TO PREFECT OF BUTARE FOR TRANSPORTATION OF SEEDS.

D. MALICOY PROVIDED TWO TRUCKS EACH TO NGO PAM AND CDD.

E. MALAWICOY PROVIDED ONE TRUCK TO RPA FOR RESUPPLY RUN TO THEIR SUB UNITS.

F. UNAMIR MEDICAL STAFF TREATED 179 MEDICAL AND 7 DENTAL CIVILIAN PATIENTS.

5. CIVILIAN AFFAIRS.

A. MILOBS SECTOR 3B REPORTED VISIT OF A DELEGATION OF 15 REFUGEES FROM BURUNDI TO ASSESS THE SUITABILITY OF CONDITIONS FOR RETURN OF REFUGEES FROM BURUNDI. THE DELEGATION WILL RETURN TO BURUNDI ON 18 OCT 95.

B. MILOBS SECTOR 5C REPORTED ARREST OF A PERSON IN KARAMBO CELLULE (GR 2653). ALSO A WOMAN WAS KILLED IN RWAMATAMU COMMUNE (GR 1954). NO DETAILS COULD BE GATHERED FROM THE LOCALS. INVESTIGATIONS IN PROGRESS.

6. SECURITY AND SAFETY OF PERSONNEL NSTR.

7. LOGISTICS

ESSENTIAL FORCE RESERVE STOCK LEVELS AS AT 17 OCT 95:

(1)	WATER	=	34	DAYS
(2)	RATION	=	26	"
(3)	FUEL	=	11	"
(4)	MOGAS	=	08	"
(5)	JET FUEL	=	30	"

8. CASUALTIES NSTR.

9. COMMENTS NO CHANGE.

DATE: 17-OCT-95

UNAMIR
DAILY CONTINGENT STATE

ANNEX 'A'

CONTINGENT																TOTAL	REMARKS
SRL		KIG	BUT	GIK	GIS	KIBG	CYA	KIB	SIGCOY	NBO	MIL POL	ENGRCOY	MOVCON	LEAVE	SICK		
1	CANCON	72								4				16		92	
2	GHANCOY	132				142					12			20		306	
3	INDCON	597	13	5				3	124			140	15	42	1	940	
4	MALAWICOY						133									133	
5	MALICOY			131											1	132	
6	NICOY	4			129						11					144	
7	TUNBATT	3									11					14	
8	ZAMBATT										23					23	
TOTAL		808	13	136	129	142	133	3	124	4	57	140	15	78	2	1784	

SUMMARY

CONTINGENT	1784
STAFF	43
MILOBS	286
CIVPOL	85
TOTAL	2198

UNAMIR

STAFF OFFICERS AND MILOBS STATE

DATE-17-OCT-95

S/NO	COUNTRY	STAFF					CIVPOL	MILOBS															REMARKS	
		LOCATION			LEAVE	TOTAL		LOCATION																
		KI	NY	NAI				KIG	BUT	GIK	GIT	RUH	GIS	CYA	KBG	BYU	KIB	NAI	NY	LEAVE	SICK	TOTAL		
1	ARGENTINA							1															1	
2	AUSTRIA							1	1	1	2	1		3	1		1			4			15	
3	BANGLADESH							9	3	1	2	4	2	3	2	3	4	1		2			36	
4	CANADA	8				8		2	2		1		2	1			1			1			10	
5	CHAD	2				2	5																	
6	CONGO							2	2	2										1			7	
7	DJIBOUTI						5																	
8	FIJI							1															1	
9	GERMANY						7																	
10	GHANA	7				7	10	8	3	3	2	2	2	3	3	3	4						33	
11	GUINEA							2	3		2	2	1	2	2	2				1			17	
12	GUINEA-BISS						6		1														1	
13	INDIA	8			1	9		4	2	2	2			2	2	2	2	1		3			22	
14	JORDAN						4						2							3			5	
15	MALAWI							2	2	3			2		1					4			14	
16	MALI						8	1			1	1	2	3		1	1			2			12	
17	NIGERIA	6				6	10	8		3					2		2			2			17	
18	NIGER						7																	
19	PAKISTAN							1					2							2			5	
20	RUSSIA							2	2		2		2	2			1			6			17	
21	SENEGAL	1				1		1												1			2	
22	SWITZERLAND						3																	
23	TUNISIA	5				5	10																	
24	URUGUAY							2	1	2	3	3	2	3	2	2	1			5			26	
25	ZAMBIA	5				5	10	3	1	3	2			3	3	2	2			1			20	
26	ZIMBABWE							2	2	2	4	4	3	2	2	2	2						25	
	TOTAL	42			1	43	85	52	25	22	23	17	22	27	20	17	21	2		38			286	

DAILY TOTAL CBT SUP SITREP

DISTRIBUTION

95/10/17 16:08

PERIOD COVERED 1500 HRS 16 OCT 95 TO 1500 HRS 17 OCT 95

CLOGO

SUMMO

CISS

CO/FILE

ITEM	WHERE HELD	UNIT OF ISSUE	START BALANCE	RECEIVED	ISSUED	END BALANCE	DAYS	REMARKS
WATER DELIVERED								
1ST LINE		LT	30 825	22 750	20 438	53 137		
2ND LINE	LOG BASE	LT	90 994	-	-	90 994		
TOTAL WATER		LT	141 819	22 750	20 438	144 131	21,8	3L PER MAN PER DAY
BULK WATER								
1ST LINE		LT	95 174	21 700	21 180	95 694		
2ND LINE	TRAFIPRO	LT	320 000	113 000	123 000	310 000		
TOTAL BULK WATER		LT	415 174	134 700	144 180	405 694	12,3	15L PER MAN PER DAY
TOTAL WATER								
1ST LINE		LT	145 999	44 450	41 618	148 831		
2ND LINE		LT	410 994	113 000	123 000	400 994		
TOTAL WATER IN THEATER		LT	556 993	157 450	164 618	549 825	34,1	
COMBUSTIBLES								
1ST LINE		EA	22 509	-	-	22 509		
2ND LINE	LOG BASE	EA	34 727	-	-	34 727		
TOTAL COMBUSTIBLES IN THEATER		EA	57 236	-	-	57 236	26,0	
DIRECTOR								
1ST LINE		LT	55 286	1 700	4 745	52 241		
2ND LINE		LT	218 202	13 500	19 875	211 827		
TOTAL DIRECTOR IN THEATER		LT	273 488	15 200	24 620	264 068	10,6	
AVG DUE	25000							
CANON								
1ST LINE		LT	4 456	-	80	4 376		
2ND LINE		LT	12 217	-	1 091	11 126		
TOTAL CANON IN THEATER		LT	16 673	-	1 171	15 502	7,8	
AVG DUE	2000							
JET A-1								
TOTAL JET A-1 IN THEATER		LT	153 889	-	3 218	150 671	30,1	
AVG DUE	5000							

COMBAT SUPPLIES USAGE AND STOCK CHARTS

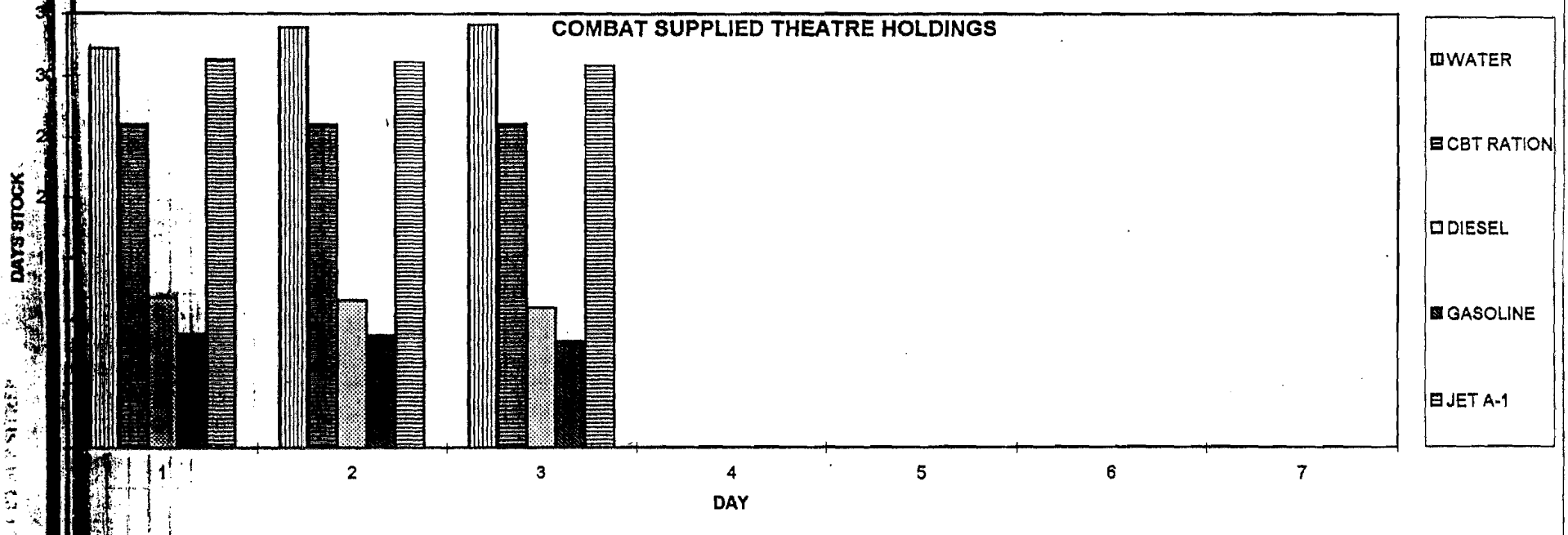
DAYS STOCK IN THEATER

WATER	32,2	33,9	34,1	34,1
CBT RATION	26	26	26	26,0
DIESEL	11,8	11,6	11	10,6
GASOLINE	8,9	8,8	8,3	7,8
JET A-1	31,3	31,1	30,8	30,1

AS OF 0800

SUN	MON	TUE	WED	THU	FRI	SAT
95/10/15	95/10/16	95/10/17	95/10/18	95/10/19	95/10/20	95/10/21

COMBAT SUPPLIED THEATRE HOLDINGS



95/10/17 16:08

9

DAILY 2ND LINE CBT SUP SITREP

95/10/17 16:08

PERIOD COVERED 1500 HRS 16 OCT 95 TO 1500 HRS 17 OCT 95

ITEM	WHERE HELD	UNIT OF ISSUE	START	RECEIVED	ISSUED	END BALANCE	DAYS	REMARKS
WATER								
BOTTLED	LOG BASE	LT	69 036	-	-	69 036	12.9	3L PER MAN PER DAY
FORCE COMBAT RESERVE	UNAMIR HQ & TRAFIPRO	LT	21 958	-	-	21 958	4.1	3L PER MAN PER DAY
TOTAL BOTTLED		LT	90 994	-	-	90 994	17.0	3L PER MAN PER DAY
BULK WATER	TRAFIPRO	LT	320 000	113 000	123 000	310 000	11.6	13L PER MAN PER DAY
TOTAL WATER		LT	410 994	113 000	123 000	400 994	28.6	
COMBAT RATIONS	LOG BASE							
IMP BANGLADESH		EA	6 338	-	-	6 338		
FRANCE		EA	5 504	-	-	5 504		
AMERICAN		EA	276	-	-	276		
SOUTH AFRICAN		EA	11 431	-	-	11 431		
AUSTRALIAN		EA	1 138	-	-	1 138		
FORCE COMBAT RESERVE	UNAMIR HQ & TRAFIPRO	EA	10 000	-	-	10 000		
TOTAL COMBAT RATIONS		EA	34 727	-	-	34 727		
MALAY MALICE		BX	283	-	-	283		
HECOPAC		EA	1 939	-	-	1 939		
DIESEL								
95 CUBIC METERS	TRAFIPRO	LT	22 397	-	451	21 946		
95 CUBIC METERS	LOG BASE	LT	93 202	-	12 800	80 402		
85 CUBIC METERS		LT	78 107	13 500	4 456	87 151		
IVECO		LT	24 496	-	2 168	22 328		
TOTAL DIESEL		LT	218 202	13 500	19 875	211 827	8.3	
AVAILABILITY	23000							
GAL OIL								
TOTAL GAL OIL		LT	12 217	-	1 091	11 126	5.6	
AVAILABILITY	2000							
JET A1								
BULK	KIGALI AIRPORT	LT	133 889	-	3 218	130 671		
PACIFIC	KIGALI AIRPORT	LT	20 000	-	-	20 000		
TOTAL JET A1		LT	153 889	-	3 218	150 671	50.1	
AVAILABILITY	5000							
NOTES								

UNAMIR FORCE HQ
OUTGOING FACSIMILE NO :-
MIR NO :-
MISC NO :-

18 OCT 95

TO: ANNAN, UNATIONS, NEW YORK	FROM: SHAHARYAR KHAN SRSG UNAMIR, KIGALI, RWANDA.
INFO: SITUATION CENTRE, NEW YORK UN SECUR COORD SEVAN	<i>amirumy at</i>
FAX: 001 (212) 963 9053	FAX: (250) 86877
<u>INTERNAL DISTRIBUTION:</u> FC UNAMIR HQ MAIN FILE	
SUBJECT: DAILY SITREP FOR 17 OCT 95	
NUMBER OF PAGES, INCLUDING THIS ONE: TEN	

1. PLEASE FIND ATTACHED THE DAILY SITREP MENTIONED ABOVE.
2. REGARDS.

DAILY SITREP FOR 17 OCT 95

1. HIGHLIGHTS.

A. THE OVERALL MILITARY SITUATION IN RWANDA IS STABLE AND CONTINUES TO IMPROVE THROUGHOUT THE COUNTRY, ALTHOUGH THE SECURITY SITUATION ALONG THE ZAIRIAN BORDER REMAINS TENSE. REPATRIATION OF REFUGEES CONTINUE AT A LOW SCALE.

B. BORDER CROSSING:

(1) TOTAL INFLOW FOR THE DAY IS 197 OUT OF WHICH 189 CAME FROM ZAIRE AND 8 FROM UGANDA.

(2) TOTALS FOR THE MONTH TO DATE ARE INFLOW - 8103. OUTFLOW - 22.

2. POLITICAL ACTIVITIES

A. THE SRSG HELD A MEETING ON PRISONS WITH DR. GANNS OF GERMANY AND DISCUSSED FUTURE ACTION AND COORDINATION BETWEEN VARIOUS UN AGENCIES TO REHABILITATE AND RECONSTRUCT THE PRISON SYSTEM OF RWANDA.

B. THE SRSG ALONG WITH FC AND UNAMIR SENIOR CIVILIAN AND MILITARY STAFF ALSO HELD A MEETING WITH RWANDESE GOVERNMENT OFFICIALS TO DISCUSS THE FUTURE MANDATE, EQUIPMENT AND REVISED SOMA. THE SITUATION OF PRISONS ALSO CAME UNDER DISCUSSION.

3. MILITARY ACTIVITIES.

A. RPA/GENDARMERIE. IN SECTOR 4, RPA HAS INTENSIFIED PATROLLING IN NYAMESHEKE SUBSECTOR, IN SEARCH OF THE FRGF/INTERHAMWE SUSPECTED TO BE HIDING IN THE AREAS TO THE NORTH, AROUND GATARE COMMUNE (GR1345).

B. FRGF/MILITIA/BANDITRY.

(1) IN SECTOR 5A, A FIRE FIGHT TOOK PLACE BETWEEN RPA AND FRGF AT BISATE SECTOR ON 16 OCT AT ABOUT 1300 HRS. IT APPEARS THAT FRGF WERE ON RECCE OF THE AREA AND STARTED FIRING WHEN NOTICED BY THE RPA. A MAN AGED 21 WAS KILLED APPARENTLY BECAUSE HE WAS ON THE WITHDRAWAL ROUTE OF FRGF. THE RPA HAVE PROHIBITED LOCALS INSIDE THE FOREST BECAUSE OF SEARCH OPERATIONS BEING CONDUCTED BY THEM. RPA HAVE "SHOOT TO KILL" ORDERS DURING THE SEARCH.

(2) SECTOR 5B ALSO REPORTED HEARING SUSTAINED FIRING AT ABOUT 0530 HRS THAT LASTED FOR ABOUT 15 MINUTES FROM THE GENERAL DIRECTION OF GOMA. NO OTHER DETAILS PRESENTLY AVAILABLE.

(3) IN SECTOR 5B AT AROUND 1330 HRS ON 17 OCT 95, THERE WAS AN ENCOUNTER BETWEEN RPA AND INSURGENTS. 5 OUT OF PARTY OF 9 WERE CAPTURED, 1 KILLED AND 3 ESCAPED. AFTER INTERVIEWING THE CAPTURED INSURGENTS, IT WAS DISCLOSED THAT THE INSURGENTS ARRIVED IN KAYOVU AREA FROM ZAIRE VIA ILE IJWI AND ILE IWANA ISLANDS IN BOATS. SMALL ARMS, GRENADES, ANTI-PERSONNEL MINES AND 20 METERS OF DETONATION CORD WERE RECOVERED. THE CAPTURED INSURGENTS ARE HELD IN GISENYI.

(4) MILOBS SECTOR 5B REPORTED THAT ON 7 OCT 95 A GROUP CLAIMING TO BE MILITIA DEMANDED 50,000 AMF FROM THE SECTOR COUNCILLOR IN BUSUMBA COMMUNE (GR 2728). ON REFUSAL SHE ALONG WITH HER DAUGHTER WAS KIDNAPPED. THEIR WHEREABOUTS STILL NOT KNOWN. HUMAN RIGHTS INFORMED

4. HUMANITARIAN

A. 112 RETURNEES ARRIVED NDERA CAMP. 34 RETURNEES WERE DESPATCHED BY UNHCR TO KIGALI. 369 RETURNEES STILL AWAITING EVAC FROM NDERA CAMP.

B. INDBATT PROVIDED ONE TRUCK TO NURSES SCHOOL IN KABGAYI AND TWO TRUCKS TO SALVATION ARMY FOR TRANSPORTATION OF FUEL WOOD AND RATIONS.

C. GHANCOY PROVIDED THREE TRUCKS TO PREFECT OF BUTARE FOR TRANSPORTATION OF SEEDS.

D. MALICOY PROVIDED TWO TRUCKS EACH TO NGO PAM AND CDD.

E. MALAWICOY PROVIDED ONE TRUCK TO RPA FOR RESUPPLY RUN TO THEIR SUB UNITS.

F. UNAMIR MEDICAL STAFF TREATED 179 MEDICAL AND 7 DENTAL CIVILIAN PATIENTS.

5. CIVILIAN AFFAIRS.

A. MILOBS SECTOR 3B REPORTED VISIT OF A DELEGATION OF 15 REFUGEES FROM BURUNDI TO ASSESS THE SUITABILITY OF CONDITIONS FOR RETURN OF REFUGEES FROM BURUNDI. THE DELEGATION WILL RETURN TO BURUNDI ON 18 OCT 95.

B. MILOBS SECTOR 5C REPORTED ARREST OF A PERSON IN KARAMBO CELLULE (GR 2653). ALSO A WOMAN WAS KILLED IN RWAMATAMU COMMUNE (GR 1954). NO DETAILS COULD BE GATHERED FROM THE LOCALS. INVESTIGATIONS IN PROGRESS.

6. SECURITY AND SAFETY OF PERSONNEL NSTR.

7. LOGISTICS

ESSENTIAL FORCE RESERVE STOCK LEVELS AS AT 17 OCT 95:

(1)	WATER	=	34	DAYS
(2)	RATION	=	26	"
(3)	FUEL	=	11	"
(4)	MOGAS	=	08	"
(5)	JET FUEL	=	30	"

8. CASUALTIES NSTR.

9. COMMENTS NO CHANGE.

DATE: 17-OCT-95

UNAMIR
DAILY CONTINGENT STATE

ANNEX 'A'

CONTINGENT																TOTAL	REMARKS
SRL		KIG	BUT	GIK	GIS	KIBG	CYA	KIB	SIGCOY	NBO	MIL POL	ENGRCOY	MOVCON	LEAVE	SICK		
1	CANCON	72								4				16		92	
2	GHANCOY	132				142					12			20		306	
3	INDCON	597	13	5				3	124			140	15	42	1	940	
4	MALAWICOY						133		..							133	
5	MALICOY			131											1	132	
6	NICOY	4			129						11					144	
7	TUNBATT	3									11					14	
8	ZAMBATT										23					23	
TOTAL		808	13	136	129	142	133	3	124	4	57	140	15	78	2	1784	

SUMMARY

CONTINGENT	1784
STAFF	43
MILOBS	286
CIVPOL	85

TOTAL	2198
-------	------

DAILY TOTAL CBT SUP SITREP

DISTRIBUTION

95/10/17 16:08

PERIOD COVERED 1500 HRS 16 OCT 95 TO 1500 HRS 17 OCT 95

CLOGO
SUMMO
G3 OPS
CISS
CO/FILE

ITEM	WHERE HELD	UNIT OF ISSUE	START BALANCE	RECEIVED	ISSUED	END BALANCE	DAYS	REMARKS
WATER BOTTLED								
1ST LINE		LT	50 825	22 750	20 438	53 137		
2ND LINE	LOG BASE	LT	90 994	-	-	90 994		
TOTAL BOTTLED WATER		LT	141 819	22 750	20 438	144 131	21,3	3L PER MAN PER DAY
BULK WATER								
1ST LINE		LT	95 174	21 700	21 180	95 694		
2ND LINE	TRAFIPRO	LT	320 000	113 000	123 000	310 000		
TOTAL BULK WATER		LT	415 174	134 700	144 180	405 694	12,3	15L PER MAN PER DAY
TOTAL WATER								
1ST LINE		LT	145 998	44 450	41 618	148 831		
2ND LINE		LT	410 994	113 000	123 000	400 994		
TOTAL WATER IN THEATER		LT	556 993	157 450	164 618	549 825	34,1	
COMBAT RATIONS								
1ST LINE		EA	22 509	-	-	22 509		
2ND LINE	LOG BASE	EA	34 727	-	-	34 727		
TOTAL COMBAT RATIONS IN THEATER		EA	57 236	-	-	57 236	26,0	
DIESEL								
1ST LINE		LT	55 286	1 700	4 745	52 241		
2ND LINE		LT	218 202	13 500	19 875	211 827		
TOTAL DIESEL IN THEATER		LT	273 488	15 200	24 620	264 068	10,6	
AVG DAILY USAGE	25000							
GASOLINE								
1ST LINE		LT	4 456	-	80	4 376		
2ND LINE		LT	12 217	-	1 091	11 126		
TOTAL GASOLINE IN THEATER		LT	16 673	-	1 171	15 502	7,8	
AVG DAILY USAGE	2000							
JET A-1								
TOTAL JET A-1 IN THEATER		LT	153 889	-	3 218	150 671	30,1	
AVG DAILY USAGE	5000							

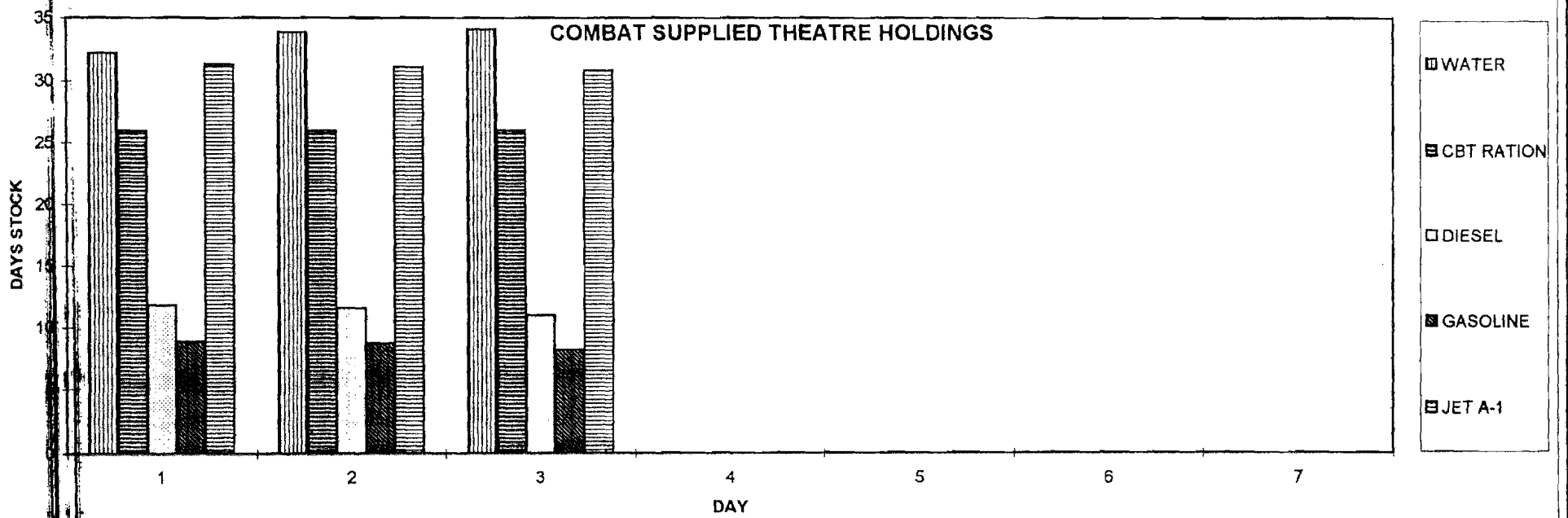
GRAPH

COMBAT SUPPLIES USAGE AND STOCK CHARTS

DAYS STOCK IN THEATER

WATER	32,2	33,9	34,1	34.1
CBT RATION	26	26	26	26.0
DIESEL	11,8	11,6	11	10.6
GASOLINE	8,9	8,8	8,3	7.8
JET A-1	31,3	31,1	30,8	30.1

AS OF 0800 SUN MON TUE WED THU FRI SAT
 95/10/15 95/10/16 95/10/17 95/10/18 95/10/19 95/10/20 95/10/21



DAILY 1ST LINE CBT SUP SITREP

95/10/17 16:08

ITEM	STRENGTH	UNIT OF	START	RECEIVED	ISSUED	END	DAYS	RETURN AS OF:
		ISSUE	BALANCE			BALANCE		
WATER BOTTLED								
95 CMSG	92	BTL	2 530	-	-	2 530	9,2	9 OCT 95
INDBATT	597	BTL	12 537	-	-	12 537	7,0	17 OCT 95
IND ENGR	145	BTL	4 263	1 750	5 000	1 013	2,3	16 OCT 95
IND SIGNAL	125	BTL	2 619	1 000	3 119	500	1,3	17 OCT 95
GHANCOY	306	BTL	17 424	-	-	17 424	19,0	15 OCT 95
MALAWICOY	134	BTL	2 182	-	-	2 182	5,4	16 OCT 95
MALICOY	132	BTL	5 138	20 000	12 319	12 819	32,4	16 OCT 95
NICOY	144	BTL	4 132	-	-	4 132	9,6	17 OCT 95
TOTAL	1675	BTL	50 825	22 750	20 438	53 137	10,6	3L PER MAN PER DAY
WATER BULK								
95 CMSG	92	LTS	3 600	-	-	3 600	2,6	9 OCT 95
INDBATT	597	LTS	3 700	6 700	3 500	6 900	0,8	17 OCT 95
IND ENGR	145	LTS	1 500	-	-	1 500	0,7	16 OCT 95
IND SIGNAL	125	LTS	500	-	-	500	0,3	17 OCT 95
GHANCOY	306	LTS	3 000	-	-	3 000	0,7	15 OCT 95
MALAWICOY	134	LTS	30 000	-	-	30 000	14,9	16 OCT 95
MALICOY	132	LTS	18 649	-	-	18 649	9,4	16 OCT 95
NICOY	144	LTS	11 000	15 000	15 000	11 000	5,1	17 OCT 95
TOTAL CONTINGENT	1675	LTS	71 949	21 700	18 500	75 149	3,0	15L PER MAN PER DAY
MILOB (BUTARE)	28	LTS	2 500	-	1 500	1 000	2,4	17 OCT 95
MILOB (BYUMBA)	21	LTS	9 725	-	1 180	8 545	27,1	17 OCT 95
MILOB (CYANGUGU)	23	LTS	500	-	-	500	1,4	15 OCT 95
MILOB (GITARAMA)	21	LTS	8 500	-	-	8 500	27,0	16 OCT 95
MILOB (KIBUYE)	23	LTS	2 000	-	-	2 000	5,8	16 OCT 95
MILOB (RUHENGIRI)	16	LTS	-	-	-	-	0,0	AUG 95
TOTAL MILOBS	132	LTS	23 225	-	2 680	20 545	10,4	
TOTAL BULK WATER	1807	LTS	95 174	21 700	21 180	95 694	3,5	15L PER MAN PER DAY
COMBAT RATION								
95 CMSG	92	EA	5 243	-	-	5 243	19,0	9 OCT 95
INDBATT	597	EA	4 926	-	-	4 926	8,3	17 OCT 95
IND ENGR	145	EA	1 421	-	-	1 421	9,8	16 OCT 95
IND SIGNAL	125	EA	1 191	-	-	1 191	9,5	17 OCT 95
GHANCOY	306	EA	5 426	-	-	5 426	17,7	15 OCT 95
MALAWICOY	134	EA	2 182	-	-	2 182	16,3	16 OCT 95
MALICOY	132	EA	1 089	-	-	1 089	8,3	16 OCT 95
NICOY	144	EA	1 031	-	-	1 031	7,2	17 OCT 95
TOTAL	1 675	EA	22 509	-	-	22 509	13,4	1 CPR PER MAN PER DAY
ITEM	AVG DAILY	UNIT OF	START	RECEIVED	ISSUED	END	DAYS	RETURN AS OF:
	USAGE	ISSUE	BALANCE			BALANCE		
DIESEL								
95 CMSG	2 000	LT	12 000	-	-	12 000	6,0	9 OCT 95
INDBATT	175	LT	8 060	1 700	310	9 450	54,0	17 OCT 95
GHANCOY	1 155	LT	7 758	-	-	7 758	6,7	15 OCT 95
MALAWICOY	550	LT	4 620	-	-	4 620	8,4	16 OCT 95
MALICOY	755	LT	13 311	-	1 030	12 281	16,3	16 OCT 95
NICOY	625	LT	9 537	-	3 405	6 132	9,8	17 OCT 95
TOTAL CONTINGENT	5 260	LT	55 286	1 700	4 745	52 241	9,9	
MILOB (BUTARE)	380	LT	3 427	-	68	3 359	8,8	17 OCT 95
MILOB (BYUMBA)	185	LT	2 681	1 000	347	3 334	18,0	17 OCT 95
MILOB (CYANGUGU)	45	LT	600	-	-	600	13,3	15 OCT 95
MILOB (GITARAMA)	170	LT	4 100	-	-	4 100	24,1	16 OCT 95
MILOB (KIBUYE)	80	LT	753	-	-	753	9,4	16 OCT 95
MILOB (RUHENGIRI)	75	LT	-	-	-	-	0,0	AUG 95
TOTAL MILOBS	935	LT	11 561	1 000	415	12 146	13,0	
TOTAL DIESEL	6 195	LT	66 847	2 700	5 160	64 387	10,4	
GASOLINE								
GHANCOY	75	LT	1 066	-	-	1 066	14,2	15 OCT 95
MALAWICOY	15	LT	400	-	-	400	26,7	16 OCT 95
MALICOY	30	LT	1 485	-	-	1 485	49,5	16 OCT 95
MILOB (CYANGUGU)	25	LT	200	-	-	200	8,0	15 OCT 95
MILOB (GITARAMA)	70	LT	300	-	-	300	4,3	16 OCT 95
MILOB (KIBUYE)	20	LT	120	-	-	120	6,0	16 OCT 95
NICOY	155	LT	885	-	80	805	5,2	17 OCT 95
TOTAL	315	LT	4 456	-	80	4 376	13,9	

2NDLINE

DAILY 2ND LINE CBT SUP SITREP

95/10/17 16:08

PERIOD COVERED 1500 HRS 16 OCT 95 TO 1500 HRS 17 OCT 95

ITEM	WHERE HELD	UNIT OF ISSUE	START	RECEIVED	ISSUED	END BALANCE	DAYS	REMARKS
WATER								
BOTTLED	LOG BASE	LT	69 036	-	-	69 036	12,9	3L PER MAN PER DAY
FORCE BOTTLE RESERVE	UNAMIR HQ & TRAFIPRO	LT	21 958	-	-	21 958	4,1	3L PER MAN PER DAY
TOTAL BOTTLED		LT	90 994	-	-	90 994	17,0	3L PER MAN PER DAY
BULK BOTT	TRAFIPRO	LT	320 000	113 000	123 000	310 000	11,6	13L PER MAN PER DAY
TOTAL WATER		LT	410 994	113 000	123 000	400 994	28,6	
COMBAT RATIONS	LOG BASE							
IMP BANGADESH		EA	6 358	-	-	6 358		
FRENCH		EA	5 504	-	-	5 504		
AMERICAN		EA	276	-	-	276		
SOUTH AFRICAN		EA	11 451	-	-	11 451		
AUSTRALIAN		EA	1 138	-	-	1 138		
FORCE CBT RAT RESERVE	UNAMIR HQ & TRAFIPRO	EA	10 000	-	-	10 000		
TOTAL COMBAT RATIONS		EA	34 727	-	-	34 727		
MALAYSIA RICE		BX	283	-	-	283		
HELP PACK		EA	1 959	-	-	1 959		
DIESEL								
95 CM3G	TRAFIPRO	LT	22 397	-	451	21 946		
95 CM3G	LOG BASE	LT	93 202	-	12 800	80 402		
SS S/KIGALI		LT	78 107	13 500	4 456	87 151		
IVECO		LT	24 496	-	2 168	22 328		
TOTAL DIESEL		LT	218 202	13 500	19 875	211 827	8,5	
AV DAILY USAGE	25000							
GASOLINE								
TOTAL SS/KIGALI		LT	12 217	-	1 091	11 126	5,6	
AV DAILY USAGE	2000							
JET A1								
BULK	KIGALI AIRPORT	LT	133 889	-	3 218	130 671		
PACKAGED	KIGALI AIRPORT	LT	20 000	-	-	20 000		
TOTAL JET A1		LT	153 889	-	3 218	150 671	30,1	
AV DAILY USAGE	5000							
NOTE:								