

QUESTIONNAIRE FORM 2.

UNRRA

TABULATION OF QUESTIONNAIRES ON REPATRIATION

TEAM NO. 7

LOCATION	HALTERN
1	1
2	2
3	3
4	4
5	5
6	6
7	7
8	8
9	9
10	10
11	11
12	12
13	13
14	14
15	15
16	16
17	17
18	18
19	19
20	20
21	21
22	22
23	23
24	24
25	25
26	26
27	27
28	28
29	29
30	30
31	31
32	32
33	33
34	34
35	35
36	36
37	37
38	38
39	39
40	40
41	41
42	42
43	43
44	44
45	45
46	46
47	47
48	48
49	49
50	50
51	51
52	52
53	53
54	54
55	55
56	56
57	57
58	58
59	59
60	60
61	61
62	62
63	63
64	64
65	65
66	66
67	67
68	68
69	69
70	70
71	71
72	72
73	73
74	74
75	75
76	76
77	77
78	78
79	79
80	80
81	81
82	82
83	83
84	84
85	85
86	86
87	87
88	88
89	89
90	90
91	91
92	92
93	93
94	94
95	95
96	96
97	97
98	98
99	99
100	100

DATE OF POLL. 14/5/46

TOTAL CENTER POPULATION 5544

MALE AND FEMALE OVER 18: 4367

CHILDREN UNDER 18 1177

NATIONALITY (listed separately)		REPLIES TO QUESTION 2 ON QUESTIONNAIRE FORM 1		NUMBER NOT PARTICIPATING	TOTAL
(a)	(b) YES	(c) NO.	(d)	(e)	
POLES	199	3620	504	4323	
<del>SERBIANS</del>	1	-	5	6	
DUTCH	1	-	1	2	
FRENCH	-	-	1	1	
ROMANIAN	-	-	1	1	
AMERICAN	-	-	2	2	
SERVIANS	-	-	2	2	
BULGARIANS	-	-	1	1	
Undetermined	-	-	19	19	
...	-	-	10	10	
TOTAL	201	3620	546	4367	

Certified Correct:

Team Director

Date: 18.5.46.

## UNRRA

ANALYSIS OF QUESTION 3 as specified in para 12 - "DIRECTIVE . . .  
 . . . POLL OF REPAT".

REPLIES "NO" : 3620.

1) General political reasons)	816
Anti-Communist	
2) Presence of Russians	1440
3) Bad Conditions	128
4) Awaiting elections	18
5) Awaiting free Poland	988
6) Home in Russian ter.	60
7) No further interest	77
8) No reason given	92
9) Travel conditions	1
10) Health	-

---

3620

*N. Walker*  
 (N. Walker) Dir. 7 UNRRA,  
 Haltern.




UNRRATABULATION OF QUESTIONNAIRES ON REPATRIATIONTEAM NO. 11 LOCATION GREVEN DATE OF POLL 13.5.46.TOTAL CENTER POPULATION 5564 MALE AND FEMALE OVER 16 4583CHILDREN UNDER 16 981REPLIES TO QUESTION 2 ON NUMBER

NATIONALITY (listed separately)	QUESTIONNAIRE FORM 1			
	YES	NO	NOT PARTICIPATING	TOTAL
(a)	(b)	(c)	(d)	(e)
U.S.A.	-	-	2	2
Polish	210	2138	1022	3370
Bulgarian	-	1	3	4
Yugoslav	-	-	7	7
Czech	-	-	3	3
Latvian	-	774	-	774
Lithuanian	-	347	13	360
Estonian	-	47	3	50
Rumanian	-	-	1	1
Hungarian	-	1	2	3
Dutch	-	-	3	3
Swiss	-	-	1	1
Greek	-	-	3	3
Italian	-	-	1	1
Turk	-	-	1	1
Russian	-	2	*	*
Stateless	-	1	*	*
TOTAL	210	3311	1065	4583

\* These nationalities are not listed  
in our registration.

Certified Correct:

  
Team Director

Date: 2.May 1946



11 UNRRA Team  
North Westfalen Region.

### ANALYSIS OF UNRRA REPATRIATION BALLOT

held in V-18 DP Assembly Centre, Greven on 13. May 1946.

1. The attitude of Poles and Balts as regards this ballot has been vastly different. Poles voted 70 %. Balts voted 98,7 %.

2. Remarks under question 3: Poles sometimes neglected to fill these in altogether, Balts generally gave long accounts of their reasons for not going back to their country.

3. Baltic votes may be subdivided as follows:

<u>Question 2</u>	<u>Question 3</u>	<u>Latvian</u>	<u>Lithuan.</u>	<u>Estonian</u>
No	Near relatives killed or deported to Siberia by the Russians 1940-41	228 (29%)	32 (9%)	14
No	Personally persecuted by Russians 1940-41	89 (12%)	36 (11%)	2
No	Afraid of being killed or deported on return to homecountry	237 (31%)	157 (45%)	23
No	Absence of freedom, democracy; occupation by communists, Russians.	219 (28%)	122 (35%)	8
No	No relatives in home-country	1	-	

Yes

Nil.

Nil.

When reason given could be classified under several categories preference was taken in the same order as hereabove.

4. Polish votes may be subdivided as follows:

<u>Question 2</u>	<u>Question 3</u>		
No	No reason given	141	6 %
No	Absence of freedom, democracy. Poland is ruled by communists, Russians.	1856	79 %
No	Fear of being killed or deported	26	1 %
No	No home or family in Poland. No news from Poland.	70	3 %
No	Because England did not keep its promises regarding Poland	13	
No	Intends to emigrate to another country	17	
No	Because of illness	4	
No	Does not want to go immediately	11	
Yes		210	9 %

Date: 20. May 1946

*Arnold Jansen*  
Director, 11 UNRRA Team



UNRRA

TABULATION OF QUESTIONNAIRES ON REPATRIATION

TEAM NO 65                      LOCATION.    LANDE                      DATE OF POLL 12/5/46.  
 TOTAL CENTRE POPULATION. 8266    MALE AND FEMALE OVER 16    6886.  
    CHILDREN UNDER 16                      1380.

NATIONALITY (listed separately)	REPLIES TO QUESTION 2 ON QUESTIONNAIRE FORM 1		NUMBER NOT PARTICIPATING	TOTAL
	YES	NO		
(a)	(b)	(c)	(d)	(e)
Poles	560	5067	621	6248
Lithuanians	-	248	7	255
Latvians	1	194	8	203
Estonians	-	6	1	7
Undetermined.	1	155	17	173.
	562	5670	654	6886.

*S. Krolivney*  
 Certified Correct  
 Team Director.  
 Date 16/5. 1946.



Subject: Poll on Repatriation . Analysis.

According to paragraph 12 of instruction the following analysis appears from the replies received at the ballot

POLES Only about 10% of Poles wish to be repatriated, 98% of the Noes is for political reasons, 2% for economic reasons. The political cause is given as Russian predominating influence and the lack of a democratic regime. As to economic reasons, people receive news from papers, radio and letters, that in Poland there is a great scarcity of food, clothing and suitable employment.

LITHUANIANS, LATVIANS, and ESTHONIANS 100% against repatriation, owing to the political situation.

UNDETERMINED NATIONALS (formerly Russian) 100% against repatriation owing to political situation, and being emigres since 1920 etc.

*St. J. J. J. J. J.*

Lahde, 16/5/46



828/RE/5

UNRRA Team 110

Reckenfeld, 17.5.46

B. A. O. R.


To: Commanding UNRRA Hq North Westfalen, Warendorf.

From: Director UNRRA Team 110, B.A.O.R.

Subject: Pollen repatriation.

Submitted herewith in accordance with your letter 2377/68/5 dated 4.5.46 the voting forms for Reckenfeld camp on Repatriation-poll.

The analysis is, that the almost unanimous reasons for not being repatriated are political grounds, i.e. not wishing to return to Poland with the present Russian dominating influence. From many forms it will be seen that a DP is willing to go to Poland if Mr. Stalin would kindly oblige by removing himself from Poland.



R. Clifford Primrose  
Director  
UNRRA Team 110

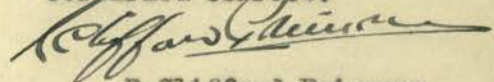
44% of this camp's original population has been repatriated.



QUESTIONNAIRE FORM 2U N R R ATABULATION OF QUESTIONNAIRES ON REPATRIATIONTeam No. 110 Location Reckenfeld, Westf. Date of Poll 15th May 1946Total Centre Population 2548 Male and Female over 16 2102Children under 16 446

NATIONALITY (listed separately)	REPLIES TO QUESTION " ON QUESTIONNAIRE FORM 1		NUMBER NOT PARTICIPATING	TOTAL
	YES	NO		
(a)	(b)	(c)	(d)	(e)
Polish	116	1801	179	2096
Czech	-	-	1	1
Dutch	1	-	-	1
Finish	-	-	1	1
French	-	1	-	1
Latvian	-	1	-	1
Russian	-	1	-	1
TOTAL:	117	1804	181	2102

Certified correct:

R. Clifford Primrose  
Director  
UNRRA Team 110

Date: 17.5.46.



REPATRIATION POLL.Analysis of Results.I. GENERAL.

Hoxter camp has swollen in the last six weeks from a population of 1300 to 2300. The new arrivals were all UKRAINIAN Poles who were transferred here from the Paderborn Camps as religious groupings, with no political motive. It was thought that the perpetual friction between the Polish and Ukrainian elements was adversely affecting repatriation, as the Ukrainians are outspokenly determined not to return.

As a result of these transfers and of the outflow of Poles on repatriation, the Camp now possesses a population preponderantly Ukrainian, the figures being approximately 1000 Poles and 1300 Ukrainians.

The general atmosphere of the Camp is quiet, but the gathering together of so many Ukrainians appears to have aroused certain nationalist aspirations in a section of the community and a number of factions are taking shape.

2. CONDITIONS OF POLLING.

Polling was carried out on two days 11 and 12 May. The response was fair - 7.2% (143 eligible persons) did not vote.

Despite repeated instructions a considerable number gave unauthorised nationalities or declared their religion. It may safely be assumed that these were all Ukrainians and the classification below is indicative of the political factions, and the order given is approximately that of the increasing degree of extremism. It should be remembered that the total of such persons represents less than 40% of the total of Ukrainians, the remainder of whom claimed Polish citizenship, even if many added that they were Ukrainian.

Religion instead of nationality: 62	
"White Ruthenian"	12
No answer	24
"Stateless"	215
"Ukrainian"	205

3. ANALYSIS OF REPLIES TO QUESTION 3.

At SPK. 'A' will be found a tabulation of replies by categories.

a. Non-political motives: Less than 5% expressed motives other than political, the predominant reason being domestic and family concerns. It is noteworthy that not one person alleged economic reasons, though many of the answers involving family affairs could be interpreted as economic

b. Political Motives: A surprisingly small number of replies mentioned Russia or the Russians directly, while the greatest single group was that of dislike of Communism (about 45%). Next, but well behind, was the pretext of dislike of the Warsaw Government. It is probable that this motive was expressed mainly by Poles as the Ukrainian element would be less concerned, notably the extreme nationalists who would deny any connection with Warsaw. A large group alleged grounds of restriction of liberty, particularly religious freedom. Most answers involving political reasons were vague in form, indicating that little careful thought had been devoted to the question. A large number of replies were repetitive.

PADERBORN  
19 May 46

*R. W. P. Dawson*  
for Director  
157 UNRRA.



UNRRA

TABULATION OF QUESTIONNAIRES ON REPATRIATION.

TEAM NO. 157 LOCATION: HÖXTER DATE OF POLL: 11-12.5.46.  
 TOTAL CENTER POPULATION: 2311 MALE AND FEMALE OVER 16: 1975  
 CHILDREN UNDER 16 : 336

NATIONALITY (Listed separately)	REPLIES TO QUESTION 2 ON NUMBER			TOTAL
	QUESTIONNAIRE FORM 1		NOT	
	YES	NO	PARTICIPATING	
(a)	(b)	(c)	(d)	(e)
Polish	102	1730	143	1975
<b>TOTAL:</b>	<b>102</b>	<b>1730</b>	<b>143</b>	<b>1975</b>

Certified correct;

  
 Team Director

Date: 19 May '46



Tabulation of replies to Question 3.

Total 'NO' : Votes	Political Motives:				
	Fear of Russia:	Dislike of:	Warsaw Govt.:	Communism:	Freedom (including:
		Russia			religious freedom):
1730	12	16	498	838	282

Non-Political Motives:			Vague:
Health	Family	Economic	
4	72	-	8

Total: Political : 1646  
 " : Non-Political: 84



D.P. Assembly Centre 33/135 Meerbeck.

UNRRA Team 158.

REPATRIATION POLL 14-15 May 1946.


An Analysis

of replies to question 3 of Questionnaire Form 1.

1 9 8 5 Voters have given negative replies.

Reason: Political motives - disagreement with the  
Soviet Regime in their Countries.



  
-----  
(G. Desmedt)

Meerbeck, 16th of May, 1946.

Director UNRRA Team 158.



QUESTIONNAIRE FORM 2.

UNRRA

TABULATION OF QUESTIONNAIRES ON REPATRIATION

Team No 158 Location M e e r b e e k Date of POLL 14-15.5.46.

TOTAL CENTRE POPULATION 2702 MALE AND FEMALE OVER 16 2068

CHILDREN UNDER 16 634

REPLIES TO QUESTION 2 ON NUMBER

NATIONALITY QUESTIONNAIRE FORM 1  
(listed separately)

	Y E S	N O	NOT PARTICIPATING	TOTAL
(a)	(b)	(c)	(d)	(e)
1. Claimed British	1	-	1	2
2. Estonian	1	292	5	298
3. Latvian	-	1149	49	1198
4. Lithuanian	-	494	16	510
5. Undetermined Nat.	-	47	-	47
6. Hungarian	-	3	-	3
7. Belgian	-	-	2	2
8. Chilian	-	-	1	1
9. French	-	-	5	5
10. Dutch	-	-	1	1
11. Polish	-	-	1	1
T O T A L	2	1985	81	2068

Certified Correct:

Date: May 16th, 1946.



(G. Desmedt)

Director UNRRA Team 158



A/5/HT/240  
18 May 46

SUBJECT: Poll on repat.

TO : UNRRA Dist Dir MG 1 Corps Dist

ANALYSIS OF QUESTION 3.

The poll on repat held in Blomberg's A/C 33/131 is very significant.

On 1237 DPs allowed to vote, only three were not-participating, 10 said yes and 99,4 % answered in a negative way.

Three nationalities are living in this camp, namely Lithuanians, Esthonians and Latvians. Nevertheless all their replies express the same feeling and the same basic ideas e.g. "We love our native country, we want all to return but never as long as our country is not free and under a foreign dictatorship."

Enclosed please find some copies of several answers taken from the ballots, which could be considered as an average answer.

No political propaganda took place in this camp and an absolute freeness was assured. Questions of economic uncertainty or difficulty of travel conditions were solved at the same time.

All these Baltics are prepared to face life with courage as long as their freeness is guaranteed. All of them have a very steady idea of living free in the democratic way they had organised. They hold their flag and traditions, culture very high.

All the answers explain a real terror of the actual regime carried out in their country at the moment. Most of them having relations there who have told them or have seen it themselves, how life is going on, if they had to return without the protection of the Allies.

BLOMBERG  
B 934725



Director (H. THURET)  
164 UNRRA

Encl:- 2



EXTRACT.

- 1) As democrats we know that at present the repatriation will mean a sure death to us and to our families. Better say we have to work as slaves and compulsory labourers, until we die.  
We know of our experiences how at night about 14 June 41 ten thousands of our country people were pulled out of their beds and without sufficient clothes and food deported in filled up cattle-waggons to Siberia.
- 2) It is not possible to return, for my brother, sister, father and mother were deported to Siberia only because they were not going to the Poll of Communists, for which we had to vote - the list of Communists.
- 3) We could return only then, when the Baltic States would be independent, free and democratic, or if the West Democratic Nations would take us under their protectorship.
- 4) I am 70 years old. I would like very much to return to my dear native country. Only if there is still the regime as there is now, I would not like to die like a martyr.
- 5) In the contemporary circumstances I do not want to return for I know well enough, who is ruling behind the "iron curtain" and what kind of life the people has in this "most liberal country".
- 6) I do not want to return as long as the red occupation power in my dear native country is existing.
- 7) The Baltic States are occupied with a hostile power. The Red Dictatorship is ruling there, that means murdering, robbing, violating women. There are the same concentration camps as Hitler used to have. Down with the red dictatorship. God save England, the governors and the noble nation.





QUESTIONNAIRE FORM 2.

UNRRA

TABULATION OF QUESTIONNAIRES ON REPATRIATION

TEAM NO. 164 LOCATION BLOMBERG DATE OF POLL 13.5.46

TOTAL CENTER POPULATION 1591 MALE AND FEMALE OVER 16 1237  
CHILDREN UNDER 16 354

REPLIES TO QUESTION 2 ON NUMBER				TOTAL
NATIONALITY	QUESTIONNAIRE FORM 1		NOT	
(listed separately)	YES	NO	PARTICIPATING	
(a)	(b)	(c)	(d)	(e)
ESTHONIANS	NIL	201	NIL	201
LATVIANS	10	649	"	659
LITHUANIANS	NIL	374	3	377
		<u>1224</u>		
TOTAL:	10	1224	3	1237

Certified



Team Director  
(H. THURET)

Date: 18 May 46



REG. 20.5.46/F68.

To: UNRRA District Director  
HQ 1 Corps B A O R

Adm/48  
20.5.46

From: UNRRA Team 214

Subject: Repatriation Poll Ref.No.2377/68/5.

In accordance with instructions dated 4.5.46,  
there are delivered herewith the following:

1. One box Repatriation ballots. - Questionnaire Form No. 1, containing 1679 ballots
2. Four copies Questionnaire Form No.2
3. Four copies of Analysis of Poll.

Bern Berard  
Bern Berard, Director

Copy to: COMMANDING UNRRA HQ  
NORTH WESTFALEN  
WARENDORF



QUESTIONNAIRE FORM 2UNRRATABULATION OF QUESTIONNAIRES ON REPATRIATION

TEAM NO. 214 LOCATION RHEINE Date OF POLL May 11,12,14  
TOTAL CENTER POPULATION 1845 MALE & FEMALE OVER 16 1842  
CHILDREN UNDER 16 3

REPLIES TO QUESTION 2 ON NUMBER

Nationality (listed separately)	QUESTIONNAIRE FORM 1		NOT	TOTAL
	YES	NO	PARTICIPATING	
(a)	(b)	(c)	(d)	(e)
Polish	121	1537	163 *	1821
Belgian	1			1
American		2		2
Undecipherable-illegible ballots				18
<b>TOTAL:</b>	122	1539	163	1842

Certified Correct:

Bern Bernard  
Team Director

Date: May 15.1946

\* Includes DP's outside the camp who could not be reached:-  
workers on farms; students at Kabel College of Arts; in various  
hospitals, (altho we made special effort to reach them);  
under arrest ; etc.



ANALYSIS OF REPATRIATION POLL

POLISH CAMP RHEINE

UNRRA TEAM 214, BAOR

1. An overwhelming majority of the displaced persons in this camp do not wish to be repatriated.

Reasons of political, and economic significance are given. The ones which occurred most frequently were:

"Poland is not free; the Russians are there"; "I have lived under Russian rule; I hate (or know) them; I will not return while they are in Poland"; "Poland is Communistic; I will return when it is democratic;" "Russians occupy the part of Poland where I lived; home and family are gone".

2. Anti-repatriation propaganda was not mentioned in the balloting.

3. Many of those who answered "Yes" also entered qualifications which, in effect, changed their statement of "Yes" to "No". The reasons given were similar to those in the "No" group.

4. This is not a family camp. The population consists of:

Five-sixths: Males, single: the majority between 19 and 45 years of age

One-sixth: Females, single between 19 and 45 years

Three Children.

5. UNRRA Team members reported a respectful and understanding manner by the DP's as they went through the voting procedure. There was good order at all times.

*Bern Berard*

Bern Berard, Director

Camp W1  
RHEINE

18. May 1946.



UNRRA

TABULATION OF QUESTIONNAIRES ON REPATRIATION

TEAM NO.:253 - LOCATION : DETMOLD - DATE OF POLL : 14/15.5.46

TOTAL CENTRE POPULATION : 1608 - MALE & FEMALE OVER 18 : 1244

CHILDREN UNDER 18 : 364

REPLIES TO QUESTION 2 ON NUMBER

QUESTIONNAIRE FORM 1

NATIONALITY (a)	YES (b)	NO (c)	NOT PARTICIPATING (d)	TOTAL (e)
LATVIANS	2	640	12	654
LITHUANIANS	1	348	13	362
ESTONIANS	-	181	-	181
POLES	-	25	1	26
RUSSIANS & STATELESS	1	5	-	6
SUD AFRICAN	1	-	-	1
DUTCH	2	-	-	2
GREEKS	-	2	-	2
FRENCH	1	2	-	3
AMERICAN	5	1	-	6
HUNGARIANS	-	1	-	1
TOTAL :	13	1205	26	1244

Certified Correct :

*Wm J. Price*  
Team Director

Date : *17 May 1946*



ASSEMBLY CENTRE 33/131REPATRIATION POLLANALYSIS

16th May 1946

LATVIANS :

While out of 654 DP's, there are only 2 persons voting for repatriation, probably on account of their age, 640 voted against repatriation, giving the following grounds: Fear from bolchevist regime, from deportation or evacuation by Russian Occupying Forces. Many state the casualties suffered during the Russian occupation of their country in 1940.  
12 Latvians did not vote.

LITHUANIANS :

One person voting for repatriation - 348 against it, for the very same reasons as mentioned above.

ESTONIANS :

All voting against repatriation for the same reasons as Latvians and Lithuanians.

POLES :

All vote against repatriation for political reasons.

RUSSIANS &  
STATELESS :

Out of 6, one Russian DP wishes to be repatriated, while 5 are emigrants of 1920.

GREEKS :

Do not wish to be repatriated; one stating to have lost her relations during the war, the other being married to a Baltic woman.

FRENCH :

Out of 3, one wishes to be repatriated. Two vote against on account of illness.

U.S.A. :

One person voting against repatriation on account of illness.

HUNGARIANS :

One person voting against repatriation because she has no relatives left in her country.

DIRECTOR UNRRA 253

Henri J. Brice



UNRRA

TABULATION OF QUESTIONNAIRE ON REPATRIATION

TEAM NO. 800 LOCATION AUGUSTDORF DATE OF POLL. 8th to 13th May 46

TOTAL CENTER POPULATION 2511 MALE AND FEMALE OVER 16 2149

REPLIES TO QUESTION 2 ON NUMBER

NATIONALITY (listed separately)	QUESTIONNAIRE FORM 1			TOTAL
	YES	NO	NOT PARTICIPATING	
(a)	(b)	(c)	(d)	(e)
POLISH	439	1420	(u.16) 337 (absentees) 165	2351
YUGOSLAV	0	128	(u.16) 27	155
LATVIAN		2		2
FRENCH		1		1
BULGARIAN		1		1
CZECH	1			1
<b>TOTAL</b>	<b>430</b>	<b>1552</b>	<b>529</b>	<b>2511</b>

Certified Correct:

*C. B. Guin*  
Team Director

Date: 15 May, 1946.

NOTE: Absentees may presumably be regarded as NO's.



POLESNot wishing to return to Poland.

Economic reasons	33 persons
Health reasons	16 "
Relatives abroad	12 "
Personal interest	31 "
Political reasons	1328 "
	<hr/> 1420 persons

Wishing to return to Poland

429 "

---

1849 persons

---

YUGOSLAVSNot wishing to return to Yugoslavia.

Political reasons	128 persons
-------------------	-------------

---

LATVIANSNot wishing to return to Latvia.

Political reasons	2 persons
-------------------	-----------

---

FRENCHNot wishing to return to France.

Personal reasons (marry Pole)	1 person
-------------------------------	----------

---

CZECHWishing to return to Czechoslovakia.

---

1 person

---

BULGARIANNot wishing to return to Bulgaria.

Political reasons	1 person
-------------------	----------

---



QUESTIONNAIRE FORM 2.UNRA.TABULATION OF QUESTIONNAIRE ON REPATRIATIONTEAM NO. 52 DPACS. LOCATION. CAMP A2 WARENDORF. DATE OF POLL. 13.5.46.TOTAL CENTRE POPULATION 1912 MALE AND FEMALE OVER 16 1656CHILDREN UNDER 16 256

REPLIES TO QUESTION 2 ON				
NATIONALITY (listed separately)	QUESTIONNAIRE FORM 1.		NUMBER NOT PARTICIPATING	TOTAL
	YES	NO		
(a)	(b)	(c)	(d)	(e)
POLISH	53	1420	174	1647
RUSSIAN	-	5	-	5
GREEKS	-	1	-	1
CZECHS	-	-	2	2
YUGOSLAVS	-	1	-	1
TOTAL	53	1427	176	1656

Certified Correct:-

*C. H. Hopkins*Capt. RA.  
OC 52 DPACS.Polish Camp A2,  
Warendorf.  
15th. May 1946.

(Capt. C.H. Hopkins)



SUMMARY OF POLL HELD AT CAMP A2, WARENDORF. 13th. May 1946.

POLISH.

	<u>NO.</u>	<u>NOTE.</u>	<u>REASON</u>
1.	1330	"NO"	Political Reasons.
2.	32	"NO"	Health Reasons.
3.	36	"NO"	Economic Uncertainty.
4.	2	"NO"	Travelling Conditions.
5.	11	"NO"	Reasons Unknown.
6.	9.	"NO"	Menfolk in jail.
7.	53	"YES"	
8.	174	Abstained from voting.	

1647

RUSSIANS	5	"NO"	No Reason.
CZECHS	2	Abstained from voting.	
Greek	1	"NO"	Health Reasons.
YUGOSLAVS	1	"NO"	No Reason.

1656.

Polish Camp A2,  
Warendorf.  
15th. May 1946.

*C.H. Hopkins*

Capt. RA.  
OC 52 DPACS.

(Capt. C.H. Hopkins)



ANALYSIS OF RESULTS OF POLL ON REPATRIATION HELD AT CAMP A2, WARENDORF ON MONDAY  
13th. May 1946.

The people affected by the Poll are all Polish with the exception of nine persons (Five Russians, two Czechs, one Greek and one Yugoslav). The 115 Baltic personnel attached to the Camp were not included.

ANALYSIS OF POLISH RESULTS.

Of the 1647 Polish people eligible to Poll, 89% (1473) cast their vote and 11% (174) abstained.

The number of people who voted "Yes" (53) represent a total of 3% only of the Polish inhabitants of this Camp wishing to be repatriated to Poland.

The details of the 1420 people who voted "No" are as follows:-

1.  
"No" because of Political Reasons. (1330 votes)

1330 said "No" for Political reasons, the main political obstacle being the presence and influence of Russian troops in Poland. The majority of these people said that if there was no Russian influence in Poland, they would be willing to return.

Although a large number of people in this category are quite sincere in their opinion, it is obvious that there is a fair proportion of younger men who make "political reasons" their excuse for what is in fact idleness, lack of initiative, and moral degeneration; they are the type who do no work and cause most trouble and who are generally thoroughly undisciplined.

There is no organised anti-repatriation propaganda in the Camp and the Camp leaders do their utmost to point out to the people the futility of sitting in Warendorf waiting for a Utopia to be provided by the British Government, UNO, UNRRA or anybody else.

2.  
"No" because of Health Reasons. (32 votes)

Most of these "Noes" were from people with young or sick children or who were in indifferent health themselves.

3.  
"No" because of Economic Uncertainty. (36 votes).

These votes were due to fears of food and housing shortages, which have been emphasised recently by President Hoover.

4.  
"No" because of Travel Conditions. (2 votes)

A rather lame excuse put up by only two people.

5.  
"No" for reasons unknown (11 votes)

6.  
"No" because some of the menfolk are residing in jail and whose movements are at present restricted. (9 votes)

ANALYSIS OF RUSSIAN RESULTS.

The five Russians voted solidly for not going back to Russia for reasons unspecified.

GREEK RESULTS. The Greek wishes to remain here as he is being treated for lung trouble at the local Hospital.

YUGOSLAV. No reason was given for <sup>not</sup> wishing to repatriate/d.

Polish Camp A2,  
Warendorf.  
15th. May 1946.

*C.H. Hopkins* Capt. RA.  
OO 52 DFACS.

(Capt. C.H. Hopkins.)



Subject:- Poll on Repatriation.

58/T/84  
18 May 46.

To :- DP Control Centre,  
52 (I) Div,  
WARENDORF.

From:- OC 58 DPACS.  
-----

Ref a/m subject, herewith analysis of replies.

1. The majority are Officer PWs of the pre-war Polish Army, and do not want to return for political reasons.
2. A few have their families scattered in various countries and have expressed a desire to join relatives in CANADA, FRANCE, etc.
3. A few state that they have nothing to return to.
4. A few are too old, or blind, and some too ill to travel.

WARBURG.  
TEL: 592.

*M/S Rodger*  
Major.,  
OC 58 Displaced Persons Assy Centre.  
(WS RODGER MC)



UNERA

TABULATION OF QUESTIONNAIRES ON REPATRIATION

TEAM NO. 58 DPACS LOCATION WARBURG DATE OF POLL 17 May 1946

TOTAL CENTRE POPULATION 938 MALE AND FEMALE OVER 18 896

CHILDREN UNDER 18 42

NATIONALITY (listed separately)	REPLIES TO QUESTION 2 ON QUESTIONNAIRE FORM 1			TOTAL
	YES (b)	NO (c)	NOT PARTICIPATING (d)	
(a) Polish	267	559	112	938

TOTAL: 267 559 112 938



Certified Correct:

*W. S. Rodger* Major.,  
CC 58 Displaced Persons Army Centre.  
(WS RODGER MC)

Date: 17 May 1946




QUESTIONNAIRE FORM 2UNRRATABULATION OF QUESTIONNAIRES ON REPATRIATIONTEAM NO 1/71 D.P.A.C.S. LOCATION Rheda. DATE OF POLL 15th May 1946TOTAL CENTER POPULATION 856 MALE AND FEMALE OVER 18 809CHILDREN UNDER 18 47

## REPLIES TO QUESTION 2 ON NUMBER

NATIONALITY (listed separately)	QUESTIONNAIRE FORM 1		NOT PARTICIPATING	TOTAL
	YES	NO		
(a)	(b)	(c)	(d)	(e)
Polish	48	718	43	809
TOTAL:	48	718	43	809

Certified Correct:

  
Team Director

OC 1 DP ASSEMBLY CENTRE STAFF

Date: 15.5.46



ANALYSIS OF VOTE PAPERS FOR RHEDA CAMPS

NATIONALITY : POLISH PWX and DP

Reasons given for not wishing to return to Poland were as follows:-

POLITICAL	697
ECONOMIC	5
HEALTH	10
Family reasons or lack of knowledge of Family	6
	<hr/> 718 <hr/>

The political sentiments expressed were mostly as follows:-

I will return when Poland is free, when personal liberty is restored, when Poland ceases to be governed from Moscow or when Poland ceases to be occupied by Russia.

RHEDA BAOB  
18 MAY 46

  
O.C. 1/71 D.T.A.C.S.  
(CAPT RGH MELLERSH RA)

COPY OF ASSEMBLY CENTRE STAFF



UNRRA

TABULATION OF QUESTIONNAIRES ON REPATRIATION

TEAM NO 95 Jewish Relief Unit LOCATION Kaunitz DATE OF POLL 15th MAY 46

TOTAL CENTRE POPULATION 359 MALE & FEMALE OVER 18 343  
CHILDREN UNDER 18 16

REPLIES TO QUESTION 2 ON NUMBER

NATIONALITY (listed separately)	QUESTIONNAIRE FORM 1		NOW	TOTAL
	YES	NO		
(a)	(b)	(c)	(d)	(e)
Polish	1	189	10	200
Hungarian	9	124	10	143
TOTAL:	10	313	20	343
6				

Certified Correct

Team Director

Date.....15.5.46.....



ANALYSIS OF VOTE PAPERS FOR KAUNITZ D P CAMP

All D Ps in this Assembly Centre are Jews; the only reason for NOT wishing to return to Poland and Hungary was Racial.

Their alternative desires were as follows:-

	<u>POLISH</u>	<u>HUNGARIAN</u>
Want to go to Palestine for Racial reasons	164	97
Want to go to America to join Relatives	25	15
Want to go to England to join relatives or to be married	-	12
	<u>189</u>	<u>124</u>
Wishing to return	1	9
Non-voters	10	10
	<u>200</u>	<u>143</u>

RESDA  
18.5.46

  
O.C. 1/71 D.E.A.C.S.  
(CAPT RGH MELLERSH RA)

DO NOT DISCLOSE TO ASSEMBLY CENTRE STAFF



U. N. R. R. A.

TABULATION OF QUESTIONNAIRES ON REPATRIATION.

Unit. 78 D.P.A.C.S.      LOCATION. Seine, 1.      DATE OF POLL. 17/18 May 46.

TOTAL CENTRE POPULATION. 1525.      MALE AND FEMALE OVER 16 1414  
CHILDREN UNDER 16 111

REPLIES TO QUESTION 2 ON      NUMBER NOT				
<u>NATIONALITY.</u>	<u>QUESTIONNAIRE FORM 1.</u>		<u>PARTICIPATING.</u>	<u>TOTAL.</u>
	<u>YES.</u>	<u>NO.</u>		
(a)	(b)	(c)	(d)	(e)
Undetermined.	-	679	50	729
Latvian.	-	205	33	238
Estonian.	-	4	1	5
Lithuanian.	-	4	-	4
Jugoslav.	1	1	3	5
Rumanian.	-	4	1	5
Polish.	47	280	92	419
Hungarian.	1	1	-	2
Italian.	-	-	3	3
Russian.	-	-	4	4
TOTAL.	49	1178	187	1414

CERTIFIED CORRECT.

  
(K. GORDIE) Major.  
O.C. 78 D.P.A.C.S.

19 May 46.  
JA.



ANALYSIS OF REPLIES TO BALLOT.

1. UNDETERMINED NATIONALS.

- (a) Out of the 679 who voted, not one wished to go home.
- (b) The vast majority (566) stated that they found it impossible to go back to face the Russian reign of terror, murder and oppression. Nearly all claimed to have had near relatives either murdered or transported to the slave gangs in Siberia. A great number complained of the destruction of all forms of Religion. There was obviously much bitterness in these short replies.
- (c) 77 stated they could not go back purely because of National persecution.
- (d) 16 only for reason of Religious persecution.
- (e) There were four White Russians Stateless since 1918.
- (f) 7 gave no reasons.
- (g) The remainder had various reasons; mostly some form of oppression. One might be classed as economic - "At my house now no horse, no cow, no pig - only a picture of Stalin on the wall".

2. JUGOSLAVS.

*One* stated *he* could not return owing to present regime in Jugoslavia being completely under Russian control.

3. ESTONIANS.

Four against going back owing to fear of Russian terror.

4. LITHUANIANS.

Also four, all voting against a return because of fear of Russians.

5. ROMANIANS.

One stated he had no family or relatives left and therefore there was no point in going back.

Other three did not wish to go back for political reasons.

6. POLES.

Of the 280 voting against a return to Poland, 253 did so for political reasons.

18 stated there no longer had any relations left in the country.

1 on account of illness, and one on account of fear of the present regime.

4 had no sound reason whatever.

7. LATVIANS.

Of the 205 voting against a return to Latvia, 142 did so through stark fear of the Russian terrorism, murder and deportations. Much bitterness was apparent in these answers.

53 voted against a return for family reasons.

4 were anti-Communist, as opposed to anti-Russian.

1 wished a democratic government.



Sheet 2.

8. HUNGARIANS.

1, for political reasons, voted against returning to his country.

1 gave no reason at all.



(K. GOUDIE) Major.  
O.C. 78 D.P.A.C.S.

Scene, 1.  
19 May 46.  
JA.



UNRRA

TABULATION OF QUESTIONNAIRES ON REPATRIATION

Team No 86 D.P.A.C.S. Polish PWX Camp  
Location B4 -DORSTEN Date of Poll 16 May 46

TOTAL CENTER POPULATION 247 MALE AND FEMALE OVER 16 247  
CHILDREN UNDER 16 Nil

REPLIES TO QUESTION 2 ON NUMBER

<u>NATIONALITY</u>	<u>YES</u>	<u>NO</u>	<u>NOT PARTICIPATING</u>	<u>TOTAL</u>
<u>(a)</u>	<u>(b)</u>	<u>(c)</u>	<u>(d)</u>	<u>(e)</u>
POLES	10	221	15	246
RUSSIAN	Nil	1	Nil	1
TOTAL	10	222	15	247

Certified Correct

*R.C. Percy*

Capt.

Commanding 86 D.P.A.C.S.

(Capt. (Lord) R.C. Percy)

17 May 46.



## UNRRA

## TABULATION OF QUESTIONNAIRES ON REPATRIATION

TEAM NO. 86 DPACS	LOCATION DORSTEN	DATE OF POLL 16 May 46
-------------------	------------------	------------------------

TOTAL CENTER POPULATION	1159	MALE AND FEMALE OVER 16	1030
		CHILDREN UNDER 16	129

## REPLIES TO QUESTION 2 ON NUMBER

NATIONALITY (A)	YES (B)	NO (C)	NOT PARTICIPATING (D)	TOTAL (E)
POLISH	Nil	612	128	740
HUNGARIAN	143	128	13	284
LATVIAN	Nil	3	Nil	3
AUSTRIAN	1	Nil	Nil	1
ESTONIAN	Nil	1	1	2
<b>TOTAL</b>	<b>144</b>	<b>744</b>	<b>142</b>	<b>1030</b>

**Certified Correct**

.....Capt

Commanding 86 D.P.A.C.S.

(Capt. Lord R.C.Percy)

17 May 46.



86 D.P.A.C.S.

REPATRIATION POLL

ANALYSIS OF REPLIES RECEIVED TO QUESTION 3 OF FORM 1.

CAMP B 33 - DORSTEN

<u>Nationality</u>	<u>Reasons given</u>
POLES	Entirely political - do not wish to live under Bolshevik rule
HUNGARIAN	75% give political reasons and no homes to go to. 25% will not be repatriated because of restriction of weight of baggage to be taken.
LATVIAN	Political reasons
ESTONIAN	Political reasons.

---

POLISH CAMP PWX B4 - DORSTEN

POLES	Entirely political - some have fought against the Soviet during the first occupation by the Russians and are scared to return. Other political reasons are objection to present Polish government and some have homes which they say are now on the wrong side of the Curzon line from the point of view of free democracy.
RUSSIAN	Entirely political - thinks the U.S.S.R. are just waiting to arrest him.

*R.C. Percy*

Capt.

Commanding 86 D.P.A.C.S.

(Capt. Lord R.C. Percy)

17 May 46.



UNRRA.

TABULATION OF QUESTIONNAIRES ON REPATRIATION.

TEAM NO 87 D.P.A.C.S.

LOCATION MUNSTER  
(STALAG V1)

DATE OF POLL 13 May 46.

TOTAL CENTRE POPULATION 1708

MALE AND FEMALE OVER 16 1708

CHILDREN UNDER 16 NIL.

	REPLIES TO QUESTION 2 ON	NUMBER 1575	TOTAL
NATIONALITY <u>POLISH.</u>	QUESTIONNAIRE FORM 1	NOT 133	<u>1708.</u>
(listed separately)			
YES	NO	PARTICIPATING	

(a)	(b)	(c)	(d)	(e)
POLISH	57	1519	132	1708
	—	—	—	—
	57	1519	132	1708
	—	—	—	—

CERTIFIED CORRECT.

Stalag V1  
Munster.  
AMT



Major M.C. R.U.R.  
Officer Commanding 87 D.P.A.C.S.  
(Maj J.E. Reilly)



POLL ON REPATRIATION.

13 May 46.

ANALYSIS OF QUESTION 3.

Political Motives	50.	Economic Uncertainty	10
For Repatriation	57	No Reasons	6
Family Reasons	2	Emigration	2
Anti-Russian & N.K.W.D.	144.		

Total            1572

CERTIFIED CORRECT.

Stalag VI  
Hamster.  
AMR

  
Major H.C. R.U.R.  
Officer Commanding 87 D.P.A.C.S.  
(Maj J.E. Reilly)



QUESTIONNAIRE FORM 2U N R R ATabulation of Questionnaires on Repatriation

Team No.: B.R.C. 122 Scouts Location: Leverkusen Date of Poll 10.5.46.

Total Center Population 1297	Male and Female over 16	1167
	Children under 16	130
		<u>1297</u>

Nationality (listed separately)	Replies to Question 2 on Questionnaire Form 1		Number not Participating	Total
	YES	NO		
(a)	(b)	(c)	(d)	(e)
Polish	73	757	149	979
Ukrainian	2	172	-	174
Yugoslav	-	6	-	6
White Russian	-	2	-	2
Estonian	-	1	-	1
Lithuanian	-	1	-	1
Latvian	-	1	-	1
Russian	-	-	-	1
Cscho-Slovakian	-	1	1	2
TOTAL:-	75	942	150	1167

FOOTNOTE: Ukrainian listed as such, refuse to  
give better definition of nationality.

Certified Correct:

Date: 10.5.46.

K. Sulek  
Team Director



122 RELIEF SECTION (SCOUTS)

ANALYSIS OF REPLIES TO QUESTION 3 ON QUESTIONNAIRE FORM 1 (UNRRA)

	Polish	Ukrain.	W.Russ.	Esthon.	Yugosl.	Lithuan.	Czech.	Latv.	Russian	Totals
Russian Occupation	296	79	1	1	1	-	-	-	-	378
Political & Poland not Free	307	21	-	-	1	1	-	-	-	330
Ill Health	16	3	-	-	-	-	1	-	-	20
No News of Family	23	3	-	-	-	-	-	1	-	27
No relatives in Homeland	93	58	1	-	2	-	-	-	-	154
Miscellaneous	7	1	-	-	-	-	-	-	1	9
Nos. without reason	15	7	-	-	2	-	-	-	-	24
TOTALS:-	757	172	2	1	6	1	1	1	1	942

*K. Subek*



UNRRA

TABULATION OF QUESTIONNAIRES ON REPATRIATION

TEAM NO. 87 LOCATION, Solingen DATE OF POLL, 10th May 1946

TOTAL CENTER POPULATION 2293 MALE AND FEMALE OVER 16 1875

CHILDREN UNDER 16 418

REPLIES TO QUESTION 2 ON		NUMBER	TOTAL	
NATIONALITY	QUESTIONNAIRE FORM 1		NOT	
(listed separately)	YES	NO	PARTICIPATING	
(a)	(b)	(c)	(d)	(e)
Polish	124	1596	144 <sup>1)</sup>	1864
Russian	4	-	-	4
Holland	2	-	-	2
Tchechoslov.	-	1	-	1
Yugoslav	-	1	-	1
Latvian	-	2	-	2
Bulgarian	-	1	-	1

TOTAL: 130 1601<sup>2)</sup> 144 1875

1) Sick, jail, absent, refuse

2) ANALYSIS.

Political motives	1519
No relatives in Poland	56
Awaiting emigration	7
Various	19
	<u>1601</u>

Certified Correct

Team Director  
J.M. Ledeboer

Date: 11th May 1946



Questionnaire Form 2.UNRRATabulation of Questionnaire on Repatriation.

Team No. 98    Location ; St. Barbara Hospital, Hamborn    Date of Poll.  
10.5.46

Total Centre Population ;    347 Male and Female over 16 :    299  
Children under 16 :    48

<u>Nationality</u> <u>listed separately</u>	<u>Replies to Question 2 on</u> <u>Questionnaire Form 1</u>			<u>Total</u>
	<u>YES</u>	<u>NO</u>	<u>Number of</u> <u>not parti-</u> <u>cipating</u>	
(a)	(b)	(c)	(d)	(e)
Poles	13	203	15	231
Dutch	1	1	-	2
Italians	-	-	1	1
Lithuanians	-	4	-	4
Latvians	-	8	1	9
Estonians	-	2	21	4
Yugoslavs	4	5	1	10
Norwegians	-	-	1	1
Belgians	1	-	-	1
Czechs	-	-	1	1
Argentina	1	-	-	1
Brazil	6	-	-	6
Chile	5	-	-	5
Ecuador	2	-	-	2
Guatemala	4	-	-	4
Panama	1	-	-	1
Uruguay	2	-	-	2
S. America ( not spe-	4	-	6	10
cified )				
Stateless	-	3	1	4
Total	44	226	29	299

Certified Correct :

*H. H. Meier*  
f. Team Director  
A. Blavier, M.O.

Date ; 13.5.46.





Analysis of Answers to Question 3 Questionnaire Form 1.

Reasons stated by the patients of this hospital for not wishing repatriation.

<u>Poles</u> , who do not wish to be repatriated, while their home-country is occupied by Sowjet-forces	130
for other political reasons	45
because they are sick	18
because they do not know, whether their families are alive or dead	3
because of economical uncertainty	1
not giving any reason	6
see column (c) Form 2	<u>203</u>
<u>Dutch</u> , his family lives in Germany	1
see column (c) Form 2	<u>1</u>
<u>Lithuanians</u> , do not wish repatriation during occupation of their home-country by Sowjet-forces	4
see column (c) Form 2	<u>4</u>
<u>Latvians</u> , give the same reasons as Lithuanians	8
see column (c) Form 2	<u>8</u>
<u>Estonians</u> , as Lithuanians and Latvians	2
see column (c) Form 2	<u>2</u>
<u>Yugoslavs</u> , who do not wish to live under communism	4
because of sickness	1
see column (c) Form 2	<u>5</u>
<u>Stateless</u> not giving any reasons	3
see column (c) Form 2	<u>3</u>
Total	<u>226</u>

*A. T. M.*  
f. Team Director

Date : 13.5.46.

A. Blavier, M.O.





13th May, 1946.

S.94/8.

To: UNRRA Field Supervisor, N.R.R.  
C/o 714 (P) Mil.Gov.Det. B.A.O.R.

From: For UNRRA District H.Q.  
Director UNRRA Team 192.

Subject; Poll on repatriation.

Herewith please find the tabulation of questionnaires on repatriation.

The poll seems to have been considered as very serious by the inmates of this Assembly Centre. Very few answers contain fancy or jokes. Nearly all are written very clearly and give an expression of sincerity and resolution.

The total number of NO can be splitted up as follows:

Political reasons	1248
Living east of Cuzon line	87
Lack of family	73
Economical reasons	22
Seeking for family or possibilities to go abroad	10
Bad health	9
Claiming for German pensions	1
Has belonged to a party persecuted by the actual regime	1
No answer	<u>5</u>
	1456

The political reasons, although expressed in different ways, have nearly the same meaning :

- 1) Wishing a free, independant, democratic Poland (95%).
- 2) Being afraid of Russian NKWD (Russian Gestapo).
- 3) Catholic, anticommunistic feelings.
- 4) family murdered in Siberia by Russians (1939-1941).
- 5) Awaiting elections in Poland.
- 6) Lack of confidence in the present Government in Poland.
- 7) The presence of Russian Army Forces in Poland.

(Signed).

D.Hub.Haarsma.  
Director.  
Team 192.UNRRA.



13th May, 1946.

S.94/8.

To: UNRRA Field Supervisor, W.R.R.  
C/o 714 (P) Mil.Gov.Det. B.A.O.R.

From: For UNRRA District H.Q.  
Director UNRRA Team 192.

Subject; Poll on repatriation.

Herewith please find the tabulation of questionnaires on repatriation.

The poll seems to have been considered as very serious by the inmates of this Assembly Centre. Very few answers contain fancy or jokes. Nearly all are written very clearly and give an expression of sincerity and resolution.

The total number of NO can be splitted up as follows:

Political reasons	1248
Living east of Cuzon line	87
Lack of family	73
Economical reasons	22
Seeking for family or possibilities to go abroad	10
Bad health	9
Claiming for German pensions	1
Has belonged to a party persecuted by the actual regime	1
No answer	5
	<hr/>
	1456

The political reasons, although expressed in different ways, have nearly the same meaning :

- 1) Wishing a free, independant, democratic Poland (95%).
- 2) Being afraid of Russian NKWD (Russian Gestapo).
- 3) Catholic, anticommunistic feelings.
- 4) family murdered in Siberia by Russians (1939-1941).
- 5) Awaiting elections in Poland.
- 6) Lack of confidence in the present Government in Poland.
- 7) The presence of Russian Army Forces in Poland.

(Signed).

D.Hub.Haarsma.  
Director.  
Team 192.UNRRA.



## UNRRA.

## Tabulation of questionnaires on repatriation.

Team No. 8 Location Duisdorf Date of poll 15-May 1946  
 Total center population 1804 Male & female over 16 1585  
 Children under 16 219

Nationality (listed separately)	Replies to question 2 on questionnaire form 1		Number not participating.	Total
	Yes	No		
(a)	(b)	(c)	(d)	(e)
Poles	84	1286	114	1478
Latvian	-	27	7	34
Lithuanian	-	27	8	35
Estonian	-	21	8	29
Yugoslav	-	3	3	6
Czech	-	1	1	2
Bulgarian	-	1	-1	=
Russian	-	6	-6	=
Undetermined nationality	-	2	-1	1
Nationality not stated on poll	4	2	-6	-
Total:	88	1370	127 +	1585

+ 42 ballots failed to indicate whether yes or no was meant. these are included in the number not participating.

Certified Correct:

*M. C. Dempster*  
 Milen C. Dempster

Team Director.

Date: 16-5-46.







## ANALYSIS OF THE POLL ON REPATRIATION

from UNRRA Team 8, Duisdorf DP Camp, Assembly Centre 43/190.

The overwhelming majority of replies to question 3 gave political motives as the reason for not wishing to be repatriated. Frequently those giving political reasons stated that they would return when there were free elections in Poland or when the ~~political~~ political situation was changed. Many specifically mentioned the Russians.

No one mentioned food, housing or economic reasons.

A few stated that they had no family in Poland to return to, and a few others mentioned that their religion was no longer permitted. These statements have political implications.

Especially among the new people recently arriving here from Dortmund, we had a number of illiterates. We tried to see that these would understand how to mark ballots. Samples with instructions were posted throughout the camp. The block leaders promised to enquire for illiterates several days before the census taking, and to help them to understand. A large mass meeting was held. It was explained that the illiterates could make a "plus" sign for yes, and a "minus" sign for no. A second suggestion was that those who wanted to vote "yes" could strike out the word "no", and vice versa.

But it is obvious from the ballots that these suggestions were not always understood. Three illiterates, who voted "yes" and who did not give their nationality unquestionably, meant to vote "no" as the percentage of "yes" votes among this very small group is completely out of line with the general run of votes.

There was also much agitation on the question of nationality. It seems that in Poland for identity cards and other public statements, a person was asked both his "nationality" and his "citizenship". "So-called Ukrainians" would enter Ukrainian under the first and Polish under the second. The so-called Ukrainians from Dortmund (new people to us) at the mass meeting started to insist that their nationality was "ukranian" and only their citizenship was Polish. We tried to make them understand that in question 1, citizenship ~~xxxxx~~ was meant and not nationality. However many of them entered both "Ukranian" and "Polish", and some U for Ukrainian only.

Illiterates were told to write "P" for Polish, and the like for other nationalities or citizenships.

We do not know who entered down on this secret ballot that they were Russian (six persons) and Bulgarian (one person). They are not so registered on DP Cards. (The DP2 cards for the 225 new persons from Dortmund had not yet reached us at the time of the census taking.)

16/5/46

*M. C. Dempster*  
Milen C. Dempster  
Director, UNRRA Team 8



## UNRRA.

## Tabulation of questionnaires on repatriation.

Team No. 185 Location ETZEL DP-Camp Date of poll 11.5.46  
COLOGNE  
 Total center population 2.317 Male & female over 16 1.811  
 Children under 16 506

Nationality (listed separately)	Replies to question 2 on questionnaire form 1		Number not participating.	Total
	Yes	No		
(a)	(b)	(c)	(d)	(e)
POLES	165	1.490	109	1.764
YUGOSLAVS	-	25	0	25
LITHUANIANS	-	2	3	5
LATVIANS	-	1	1	2
ESTHONIANS	-	8	7	15
Total:	165	1.526	120	1.811



Certified Correct:

J. DEFIZE  
 DIRECTOR - U.N.R.R.A. 185

Team Director.

Date: 14.5.1946

JD/S.-



Tel.: { COLOGNE-54954  
COLOGNE-54732

U.N.R.R.A.-Team no. 185

D. P. Camp-ETZEL  
COLOGNE  
B. A. O. R.

Ref.:

To.:

Subject: Poll on Repatriation.  
Analysis of replies to question No.3.-

17th May 1946.-

Out of 1.811 DPs aged over 16, only 120 have not participated to the poll organised in ETZEL DP-Camp on the 11.5.1946 (68 DPs were in Hospital).-

The replies have given the following figures:

165	yes
1.526	No.

So only 10% of the DPs are willing to go back to their country.-

Out of the 1.526 NO : 1.442 do not want to go back because of political motives

- 55 have no more family in POLAND, so they do not want to go back now.
- 3 want first to finish their studies before going back.
- 1 wants to go to another country.
- 2 have their parents in hospital and are waiting that they be fit to travel
- 23 don't give any reasons

None of the DPs have stated that they were not going back because of economic uncertainty or travel conditions: the big majority say they are willing to go back when freedom will be restored in their country.-

There is no anti-repatriation propaganda in this Camp.-

JD/S.-

J.DEFIZE.  
UNRRA Team Director 185.-



A handwritten signature in dark ink, appearing to be "J. Defize".



UNRRA District H.Q.  
1 Corps District.

N.B. Totals of (d) and (e), obviously include children under 16 which has been subtracted in the covering summary prepared by this H.Q.



## UNRRA.

## Tabulation of questionnaires on repatriation.

Team No. 213 Location OSGENDORF Date of poll 10<sup>th</sup> May 1946  
KOLN  
 Total center population 3338 Male & female over 16 3007  
 Children under 16 331

Nationality (listed separately)	Replies to question 2 on questionnaire form 1		Number not participating.	Total
	Yes	No		
(a)	(b)	(c)	(d)	(e)
POLISH.	99	2529	710	3338

Total: 99 2529 710 3338

Certified Correct:

F. G. Baigent. mgn  
 Team Director.

Date: 10<sup>th</sup> May 1946





OSSENDORF D.P. CENTRE

TEAM No 213

REPATRIATION POLL

ANALYSIS of REPLIES RECEIVED

Y E S (For Repatriation) 99

N O (For Non Repatriation) For the following reasons :

Political Motives	2329	)	
Health	2	)	
Anti Repatriation Propagande	8	)	2.529
No Knowledge of Where- abouts of relatives	75	)	
No Reasons Given	115	)	

Total Votes Cast 2.628

Non Participating 710

Total Population of Centre 3.338

OSSENDORF ASSEMBLY CENTRE



*H. Baigent*  
D. DIRECTOR

*11th May 1946*



UNRRA.

Tabulation of questionnaires on repatriation.

Team No. 343 Location BOSTON/MASS Date of poll 10.1.46.  
Total center population 3327 Male & female over 16 3337  
Children under 16 330

Nationality (listed separately)	Replies to question 2 on questionnaire form 1		Number not participating.	Total
	Yes	No		
(a)	(b)	(c)	(d)	(e)
POLISH	153	1025	144	3310
CZECH	4	6	8	14
ITALIAN	4	3	18	20
HUNGARIAN	1	3	-	3
BELGIAN	1	3	-	3
YUGOSLAV	1	3	-	3
BULGARIAN	1	3	-	3
GREEK	1	3	-	3
HUNGARIAN	1	3	-	3
UNDETERMINED	1	3	-	3
AMERICAN	1	3	-	3
RUSSIAN	1	3	-	3
Total:	160	3061	170	3397

Certified Correct:

Team Director.

J. J. CLARK

Date: 15th, MAY, 1946.



TO:- UNRRA DISTRICT H.Q. 1 CORPS DISTRICT.  
UNRRA D.L.O. BAD GODESBERG.

( 4 Copies)  
(1 Copy)

FROM:- UNRRA TEAM 245. MULHEIM D.P. CAMP.

SUBJECT:- POLL ON REPATRIATION.

Poll was held at this Camp on 10th, May, 1946 on strictly secret voting basis with UNRRA Officers only present.

Three well attended meetings were held prior to the Poll full details were explained to the residents of what it was for and how it would be conducted.

Analysis of replies received are as follows:-

NATIONALITY.	REPLIED "YES"	REPLIED "NO"	REASON FOR "NO"	
POLISH.	153.	2023.	Anti Russian.	180
			" Government.	102
			Political.	793
			Relatives dead	
			no family.	31
			Religious.	9
			Desire immigration	32
			Desire to stay	
			in Germany.	14
			No reason given	
			or illigible.	842
CZECH.	-	6	Political.	3
			No reason given	
			or illigible.	3
ITALIAN.	4	3	Political	1
			No reason	2
RUMANIAN.	-	2	Political	1
			Wants to	
			immigrate.	1
BELGIAN.	1	2	Political.	1
			Wants to	
			immigrate.	1
YUGOSLAV.	-	1	Political.	1
BULGARIAN.	-	2	Political.	1
			No reason.	1
GREEKS.	-	3	Political.	3
HUNGARIAN.	1	-		
UNDETERMINED.	-	8	Political.	7
			No reason.	1
AMERICAN.	1	-		
RUSSIAN.	-	1	Wants to	
			immigrate.	1

CAMP POPULATION:-	2917
MALE AND FEMALE OVER 16 YEARS.	2387
NUMBER COMPLETED POLL.	2210
PERCENTAGE OF ELIGIBLES WHO VOTED.	93%
" VOTED "YES".	7.24%
" " "NO" .	92.76%

UNRRA TEAM 245.  
808. MIL. GOV. DET.  
BAOR. KOLN.  
17th, MAY. 1946

*Clarke*  
.....DIRECTOR.  
J.J. CLARKE.



UNRRA District H.Q.  
1 Corps District.

N.B. Totals of (d) and (e), obviously include children under 16 which has been subtracted in the covering summary prepared by this H.Q.



## UNRRA.

## Tabulation of questionnaires on repatriation.

Team No. 260 Location Brauweiler Date of poll 13th May 1946Total center population 1241 Male & female over 16 1001Children under 16 2401241=====

Nationality (listed separately)	Replies to question 2 on questionnaire form 1			Number not participating.	Total
	Yes com. uncond.	Yes (b)	No (c)		
(a)				(d)	(e)
Polish	22	17	777		816
Hungarian			1		1
Belgian		1			1
Russian			2		2
Non voters				132	132
<u>non va lid.</u>					
Ukrainians			36		36
Gyeco-catholics			13		13
Children under 16				240	240
Total:	22	18	829	372	1241

Certified Correct:

J.G.S. Heijsters

Team Director.

Date: 14th May 1946



UNRRA TEAM 260

BRAUWEILER D. P. CENTRE  
"WARTA"

TEL. 5.4242

MAP. REF. F 331.629

BRAUWEILER, 16th May 1946.

POLL ON REPATRIATION.

ANALYSIS OF REPLIES RECEIVED.

Conditioned "Yes" (to be considered as "No" answers	22
"No" answers	829
	-----
	851

Reasons:

a. Political (presence of Russians in Poland)	825
b. Without any relatives in Poland	14
c. Relatives in U.K.	1
d. None given	11
	-----
	851

For Memory:

As above ("No" answers)	851
Unconditioned "Yes" answers	18
Not attending vote	132
Children under 16 years	240
	-----
	1241
	=====

May 17th 1946.

*J.G.S. Heijsters.*  
J.G.S. Heijsters.  
Director UNRRA Team 260.  
Brauweiler D.P. Camp.

SEPARATE: - Bulletins.



UNRRA

TABULATION OF QUESTIONNAIRES ON REPATRIATION

117 Brit. Red. Cross.      Oberkassel      18.5.46.  
 TEAM NO. ----- LOCATION ----- DATE OF POLL -----  
 904      707  
 TOTAL CENTRE POPULATION ----- MALE AND FEMALE OVER 16 -----  
 CHILDREN UNDER 16 ----- 197

RESPIES TO QUESTION 2 ON  
QUESTIONNAIRE FORM 1

<u>NATIONALITY</u>	<u>YES</u>	<u>NO</u>	<u>NOT PARTICIPATING</u>	<u>TOTAL</u>
(a)	(b)	(c)	(d)	(e)
ESTONIANS	NIL	171	10	181
LATVIANS	NIL	175	10	185
LITHUANIANS	NIL	63	10	73
JUGOSLAVS	NIL	238	24	262
UNDETERMINED NATIONALITIES			6	6
TOTAL	NIL	647	60	707

Certified Correct:

K.K. Tompsett

Leader, 117 B.R.C. Team

Date: 14.12.1946.



Königswinter 250

DP CAMP,

OBERKASSEL.

14th May 1946


ANALYSIS OF REPLIES TO QUESTION 3 OF REPATRIATION QUESTIONNAIRE.

647 NOTERS - Yugoslavs and Baltics.

609 gave political reasons such as 'Communist Terror' or 'No longer a democratic regime in their country' for not wishing to return.

4 Yugoslavs who lived in Belgium before the war said they wished to return to their home there.

34 did not explain their 'no' replies. These were of the poorer intellect type who had difficulty with writing.

  
Leader, 117 B.R.C. Team.



QUESTIONNAIRE FORM 2.

UNRRA

TABULATION OF QUESTIONNAIRES ON REPATRIATION.

TEAM NO. Polish Med. Team LOCATION DP Hospital. DATE OF POLL 10.5.46.  
Unitarian Service Wermelskirchen  
Committee. NORTH RHINE REGION

TOTAL CENTER POPULATION 79 MALE AND FEMALE OVER 16 69  
CHILDREN UNDER 16 10

REPLIES TO QUESTION 2 ON NUMBER				TOTAL
NATIONALITY	QUESTIONNAIRE FORM 1		NOT	
(Listed separately)				
Polish	YES	NO	PARTICIPATING	
(a)	(b)	(c)	(d)	(e)
79	23	41	5	69
TOTAL: 79	23	41	5	69

Certified Correct:

(Sgd.) Team Director.

Date: 12.5.46.



RESULT OF POLL TAKEN IN NORTH RHINE REGION 12th MAY 1946

1017

GUARDS DIVISION.

<u>Name of Camp.</u>	<u>Popult.</u>	<u>For Repat.</u>	<u>Against Repat.</u>	<u>Not partic.</u>	<u>Over 16 years.</u>	<u>Under 16 years.</u>
Duisdorf	1804	88	1400	97	1585	219
Etzel	2317	165	1526	120	1811	506
Ossendorf	3338	99	2529	379	3007	331
Mulheim (Köln)	2917	160	2051	176	2387	530
Brauweiler	1273	18	836	179	1033	240
Obercassel	904	Nil	647	60	707	127
	12553	530	8989	1011	10530	2023

53 DIVISION.

Solingen	2293	130	1601	144	1875	418
Leverkusen	1297	75	942	150	1167	130
Dormagen and Kneekstaden	1451	137	897	208	1242	209
Mulheim (Ruhr)	2097	118	1456	275	1849	248
Velbert	754	Nil	537	111	648	106
München Gladbach	543	245 +++++	113	46	404	139
Emmerich	1647	41	1113	Nil	1154	493
Hamborn	299	44	2226	29	299	
Dussel. Caserne	76	8	24	41	73	3
	10457	798	6909	1004	8711	1746

++++ These are NOT POLISH D.Ps.



# INSTRUCTIONS



ALM/AL

UNRRA Dist.H.Q.,  
1. Corps Dist.  
B.A.O.R.

2nd May, 1946.

ALL D.L.O.'S.

TO: ~~UNRRA Dist.H.Q., 510 G.C. Det.~~

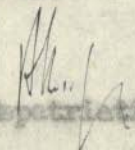
FROM: District Director, UNRRA District H.Q.,  
1. Corps District., B.A.O.R.

SUBJECT: Poll on Repatriation.

The attached Repatriation Poll letters together with Questionnaire Form 1, Questionnaire Form 2, Nationality Form and Team Directives are forwarded to you for necessary action.

Every endeavour is being made to get Questionnaire Form 1 printed at Bramwell and sufficient quantities for distribution to all Teams. Zone H.Q. have promised to provide sufficient paper. It would however, be greatly appreciated if within each Division efforts could be made to get this form printed in case the Bramwell printing press is unable to meet the demand.

Your attention is drawn to the Directive to Team Directors para 11 - "Results shall be phoned into the office of the UNRRA District Director not later than 12 noon, 15 May 1946.", and to para 13.

  
District Repatriation Officer,

for T.J.KING,  
Brigadier,  
District Director.

Encls:

Distr: UNRRA D.L.O., 52 Div.  
UNRRA D.L.O., 49 Div.  
UNRRA D.L.O., H.R.R.  
Asst. D.L.O., 510 H.C. Det.  
2 copy file.



3  
2nd. May, 1946.

TO: UNRRA D.L.O., c/o 510 Mil. Gov. Det. B.A.O.R.

FROM: District Director, UNRRA District H.Q.,  
1. Corps District. B.A.O.R.


SUBJECT: Poll on Repatriation.

Enclosed please find correspondence on the a/m subject from Zone H.Q., and Central H.Q. Arolsen, together with Copies of Questionnaire Form No.1, Questionnaire Form No.2., Recognized Nationalities and Directive for Team Directors.

I would be grateful for your assistance in printing as many of Questionnaire Form No.1 as is possible for distribution down to all Teams in 1 Corps area.

Zone H.Q. have promised to send sufficient paper to carry out this work but it may not arrive for several days.

I am also endeavouring to get some of this printing done by Major Moore at Munster and Colonel Dawson at Paderborn, but I am uncertain of the numbers they can produce. In view of the urgency of this return I would be grateful if you could give me the maximum assistance possible. Printing can be done on any form of old paper and I am enclosing an odd amount with which to start.

  
District Repatriation Officer.

for T.J.KING.  
Brigadier.  
District Director.

Encls:



400 UNRRA ADMIN. HQS.

B.O.A.R.

Miss.  
2

TO: UNRRA Corps District Director, 1 Corps ✓  
UNRRA Corps District Director, 8 Corps  
UNRRA Corps District Director, 30 Corps

FROM: Sir Raphael Cilento  
Zone Director  
B.A.O.R.

Gals

SUBJECT: Poll on Repatriation

The enclosed instructions which have been received from the Chief of Operations for Germany are passed to you for immediate action.

You will note that the dates by which this operation is required to be completed give little time in which to carry out the necessary arrangements. This is regretted but is unavoidable under the circumstances.

This operation has been referred to HQ PW/DP Division for clearance as regards Zone policy. They have ruled that in their view there is no objection to a poll taking place.

You are requested to have immediate arrangements made within your own Districts for the printing of the necessary instructions, individual questionnaires and tabulation forms which will be necessary and you will be required to distribute these to all Assembly Centres, Team Directors and so on in sufficient time to enable the required information to be furnished to Zone HQS by the dates as mentioned in para 11 of the enclosed Directive. In regard to para 10 of the Directive, a list of recognized nationalities is appended.

In view of the fact that UNRRA administers some 65% of DP's leaving approximately 35% uncovered by this survey, PW/DP Division would appreciate it if sufficient additional questionnaires and the other proformas could be printed to enable their Mil Gov Dets to carry out a similar survey within Assembly Centres controlled by Army, thus attempting to cover the bulk of the DP's in the British Zone simultaneously.



As this poll will greatly help in the eventual determination of the 'Hard Core' your active and energetic co-operation will be appreciated and this will apply to all UNRRA offices assisting in this work.

Sir Raphael Cilento  
Zone Director  
B.A.O.R.