

Classified Files - Sanbruch - Reports - Reports Headquarters - Monthly Statistical

PLEASE RETAIN
ORIGINAL ORDER

Ulan

UN ARCHIVES

SERIES 0527
BOX 211
FILE S-1506-0000-0016
ACC.

Zone or Area French Zone
Period Covered by Report June 1-15, 1946.
Date Submitted June 19, 1946.

UNRRA AUSTRIAN MISSION SEMI-MONTHLY STATISTICAL REPORT

A. DISPLACED PERSONS

(1) Country of citizenship (nationality) arranged in the following groups: a. UNITED NATIONS b. EX-ENEMY COUNTRIES c. OTHER COUNTRIES d. SPECIAL CATEGORIES (Enter alphabetically by groups, in accordance with list on reverse side of page. Give group sub-totals.)	(2) DP Departures from Zone to date	(3) Total DPs remaining in Zone at end of period	(4) Total DPs residing at end of period in assembly centres in which UNRRA is participating
GRAND TOTAL			4,843
a. United Nations Countries			1,675
Albania			1
Canada			1
Czechoslovakia			35
France			8
Greece			1
Poland			1,350
U.S.S.R.			4
Venezuela			3
Yugoslavia			272
b. Ex-Enemy Countries			--
c. Other Countries			8
Spain			2
Switzerland			1
Turkey			5
d. Special Categories			3,160
Estonia			47
Italy			9
Latvia			64
Lithuania			107
Russian Emigres			541
Stateless			108
Ukrainians from Poland			2,248
" " Czechoslovakia			18
" " Romania			11
" " U.S.S.R.			7

a. **United Nations Countries.**

Albania	El Salvador	Nicaragua
Australia	Ethiopia	Norway
Belgium	France	Panama
Bolivia	Greece	Paraguay
Brazil	Guatemala	Peru
Canada	Haiti	Philippines
Chile	Honduras	Poland
China	Iceland	South Africa
Columbia	India	Uruguay
Costa Rica	Iran	U. K.
Cuba	Iraq	U. S. A.
Czechoslovakia	Liberia	U. S. S. R. (To include Byelorussian and Ukrainian Soviet Socialist Republic's)
Denmark	Luxembourg	Venezuela
Dominican Republic	Mexico	Yugoslavia
Ecuador	Netherlands	
Egypt	New Zealand	

b. **Ex-Enemy Countries.**

Austria	Finland	Hungary	Roumania
Bulgaria	Germany	Japan	Siam

c. **Other Countries.**

Argentina	Portugal	Switzerland
Afghanistan	Spain	Syria
Eire	Saudi Arabia	Turkey
Lebanon	Sweden	

d. **Special Categories.**

Italy	Ukrainians (state domicile as of 3 September 1939)	Sudeten Germans
Estonia	Volksdeutsche (state country of domicile as of 3 September 1939)	Russian Emigrés (some-times called "White Russians")
Latvia		Stateless (either holding Nansen passports or unquestionably determined)
Lithuania		
Jews (list separately for each country of origin or specify if stateless)		

N. B. — Except for the "special categories", this classification is to be based on country of citizenship: i.e., a Norwegian is a person who claims citizenship in Norway, but a Norwegian who had become a naturalized citizen of the United States is to be classified as a citizen of the United States.

(5) Total residing at end of period in assembly centres in which UNRRA is participating by age and sex:

(a) TOTAL

(b) Males 45 and over

(c) Females 45 and over

(d) Males 18 and under 45

(e) Females 18 and under 45

(f) Males 14 and under 18

(g) Females 14 and under 18

(h) Children 6 and under 14

(i) Children 1 and under 6

(j) Infants under 1 year

(6) Number registered at end of period receiving assistance but not shelter in assembly centres in which UNRRA is participating:

(a) TOTAL

(b) Food or other material assistance
(Clothing)

(c) Tracing service

(d) Other services (Medical)

Total	Area I	Area II	Land Kärnten	Land Steiermark
4,843				
474				
358				
1,635				
1,371				
109				
90				
278				
349				
179				
1,394				
1,044				
-				
350				

B. ASSEMBLY CENTER ADMINISTRATION

(1) Total number of assembly centres in the Zone:

(a) administered by UNRRA

(b) administered by Military:

(1) assisted by UNRRA

(2) assisted by voluntary societies under UNRRA agreements

(3) other (Military only, i. e., on participation by UNRRA or voluntary societies under UNRRA agreements)

4				
2				
2				
2				

C. PERSONNEL AT END OF PERIOD

	Total	Area I	Area II	Land Kärnten	Land Steiermark
(1) Total number of UNRRA personnel (Class I) in Zone:	30				
(a) in assembly centres	17				
(b) at Area or Land Headquarters (Out of Camp Relief)	2				
(c) in Tracing Bureau at Zone Headquarters					
(d) others at Zone Headquarters	11				
(2) Total of voluntary society personnel working under UNRRA agreements, i. e., UNRRA Class III employees in Zone:	—				
(a) in assembly centres					
(b) at Area or Land Headquarters					
(c) in Tracing Bureau at Zone Headquarters					
(d) others at Zone Headquarters					
(3) Displaced persons employed:	833				
(a) Paid by UNRRA - Class II* - and working:	—				
(i) in assembly centres					
(ii) outside assembly centres (i. e., offices, billets, messes)					
(iii) at Area or Land Headquarters (including offices, billets, messes)					
(iv) in Tracing Bureau at Zone Headquarters					
(v) others at Zone Headquarters (including offices, billets, messes)					
(b) Paid by local Government (Bürgermeister) and working:	341				
(i) in assembly centres					
(ii) in assembly centres' offices, billets, messes, etc.	327				
(iii) for Military authorities	14				

*) Class II personnel are those locally recruited and paid by UNRRA at local rates in local currency.

	Total	Area I	Area II	Land Kärnten	Land Steiermark
(ii) at Area or Land Headquarters (including billets, messes, etc.)					
(iii) in Tracing Bureau at Zone Headquarters					
(iv) others at Zone Headquarters (including billets, messes, etc.)					
(c) Paid by other employers (with or without arrangement by UNRRA)	504				
(4) Local personnel (Austrians) employed:	14				
(a) Paid by UNRRA - Class II* - and working:					
(i) in assembly centres	171				
(ii) outside assembly centres (i. e., offices, billets, messes)					
(iii) at Area or Land Headquarters (including offices, billets, messes)					
(iv) in Tracing Bureau at Zone Headquarters					
(v) others at Zone Headquarters (including offices, billets, messes)					
(b) Paid by local Government, (Bürgermeister) and working:					
(i) in assembly centres	3				
(ii) in assembly centres' offices, billets, messes, etc.					
(iii) at Area or Land Headquarters (including billets, messes, etc.)					
(iv) in Tracing Bureau at Zone Headquarters					
(v) others at Zone Headquarters (including billets, messes, etc.)	11				

*) Class II personnel are those locally recruited and paid by UNRRA at local rates in local currency.

D. HEALTH

(1) Total number of DPs in infirmaries and/or hospital(s) on last day of month:

(a) in assembly centre infirmaries

(b) in military or local hospitals

(c) in UNRRA DP hospitals

(2) Total number of patient days in UNRRA operated infirmaries and hospitals during this month

(3) Total number of clinic visits to UNRRA operated clinics, infirmaries and hospitals during this month

(4) Number of UNRRA operated assembly centres or other UNRRA operated institutions in which services reported in items (2) and (3) above were provided this month

Total	Area I	Area II	Land Kärnten	Land Steiermark
68				
26				
42				
-				
394				
1,206 dental 334				
2				

(5) Number of doctors, trained nurses, nurse-aides, dentists and other medical personnel serving in UNRRA clinics, infirmaries and hospitals:

(a) UNRRA

(i) doctors 2
(ii) trained nurses 2
(iii) nurse aides -
(iv) dentists -
(v) others -

(b) Displaced Persons

(i) doctors 9
(ii) trained nurses 10
(iii) nurse aides 13
(iv) dentists 4
(v) others 22

(6) Total number of completed immunizations under UNRRA direction during this month . .

(7) Total number of child health examinations during this month under UNRRA direction . .

299				
227				

E. SPECIAL ITEMS

	Total	Area I	Area II	Land Kärnten	Land Steiermark
(1) Number of unaccompanied children:	13				
(a) 6 and under 14	10				
(b) under 6	3				
(2) (a) Number of persons authorized to receive supplementary rations at end of period for medical reasons:	496				
(i) Males 14 and over	72				
(ii) Females 14 and over	284				
(iii) Children 6 and under 14	27				
(iv) Children 3 and under 6	4				
(v) Infants 1 and under 3	1				
(vi) Infants under 1 year	107				
(b) Number of persons receiving additional workers' "rations":	345				
(c) Number of persons receiving heavy wor- kers' "rations":	55				

P.H. WHITNEY-COATES.
Director
Acting Director, French Zone.

Zone or Area French
Team Number 148
Assembly Center Camp Landeck
Location Austria - Tirol
Period Covered 1. - 15.6.46
by Report
Date Submitted 15 th June
1946.

UNRRA **AUSTRIAN MISSION** **SEMI - MONTHLY STATISTICAL REPORT**

A. DISPLACED PERSONS

(1)	(2)	(3)			(4)	(5)	(6)
Country of citizenship (nationality) arranged in the following groups: a. UNITED NATIONS b. EX-ENEMY COUNTRIES c. OTHER COUNTRIES d. SPECIAL CATEGORIES (Enter alphabetically within groups, in accordance with list on reverse side of page. Give group sub-totals.)	No. in camp at beginning of period (brought forward from column 6 of previous return.)	Admitted during period			Total repatriated from assembly centre for period	Other Departures (note reasons) a. b. c.	Total remaining at and of period (Add columns 2 and 3, and deduct columns 4 and 5.)
		New to Area or Land	From other assembly centres within Area or Land	From other sources in Area or Land			
GRAND TOTAL	2448	-	-	7	-	17 3 10	2425
A. United Nations							
Canadians	1	-	-	-	-	- - -	1
French	8	-	-	-	-	- - -	8
Poles	8	-	-	-	-	- - -	8
Soviets	2	-	-	-	-	- - -	2
	19	-	-	-	-	- - -	19
C. Other Countries							
Turks	3	-	-	-	-	- - -	3 3
D. Special Categories							
Italians	1	-	-	-	-	- - -	1
Latvians	6	-	-	-	-	- - -	6
Lithuanians	4	-	-	-	-	- - -	4
Stateless	108	-	-	-	-	- - -	108
Ukrainians							
" f. Poland	2262	-	-	7	-	11 3 7	2248
" f. Czechoslov.	18	-	-	-	-	- - -	18
" f. Roumania	20	-	-	-	-	6 - 3	11
" Ukr. U.S.S.R.	7	-	-	-	-	- - -	7
	2426	-	-	7	-	17 3 10	2403

a/ departures to other zones
b/ to Camps in the same zone
c/ without place of destination

- (7) Total residing at end of period in assembly centre in which UNRRA is participating by age and sex:

(a)	(b)	(c)	(d)	(e)	(f)	(g)	(h)	(i)	(j)
Total	Males 45 and over	Females 45 and over	Males 18 and under 45	Females 18 and under 45	Males 14 and under 18	Females 14 and under 18	Children 6 and under 14	Children 1 and under 6	Infants under 1 years
2425	242	181	842	633	52	42	151	216	66

- (8) Number registered at end of period receiving assistance but not shelter in assembly centre in which UNRRA is participating:

(a) TOTAL — (b) Food or other Material Assistance — (c) Tracing Bureau — (d) Other Sources —

B. PERSONNEL AT END OF PERIOD

- (1) Total number of UNRRA personnel (Class I) in assembly centre . . . 8
- (2) Total number of voluntary society personnel working under UNRRA agreements, i. e., UNRRA Class III personnel in assembly centre . . . —
- (3) Displaced Persons employed: 452
- (a) Paid by UNRRA - Class II*: —
- (i) working in assembly centre —
- (ii) working outside assembly centre (i. e., office, billet, mess) —
- (b) Paid by local government (Bürgermeister) 214
- (i) working in assembly centre —
- (ii) working in assembly centre's office, billet, mess, etc. 200
- (iii) working for Military authorities 14
- (c) Paid by other employers (with or without arrangement by UNRRA) 238
- (4) Local personnel (Austrians) employed: —
- (a) Paid by UNRRA - Class II* - and working in UNRRA establishments —
- (b) Paid by local government (Bürgermeister) and working in UNRRA establishments —

(* Class II personnel are those locally recruited and paid by UNRRA at local rates in local currency.

C. SPECIAL ITEMS

- (1) Number of unaccompanied children: 6
- (a) 6 and under 14 5
- (b) under 6 1
- (2) (a) Number of persons authorized to receive supplementary rations
at end of period for medical reasons: 77

(i)	(ii)	(iii)	(iv)	(v)	(vi)	(vii)
TOTAL	Males 14 and over	Females 14 and over	Children 6 and under 14	Children 3 and under 6	Infants 1 and under 3	Infants under 1 year
77	32	31	6	4	0	3

- (b) Number of persons receiving additional workers' "rations" . . . 104
- (c) Number of persons receiving heavy workers' "rations" 29



10. NUTRITION. DIET COMPOSITION AND SUPPLEMENTARY RATIONS FOR SELECTED GROUPS. INCLUDING CHILDREN:
Milk distribution, Diet kitchen, Childrens Kitchen, Main Kitchen.
According to rations established by Austrian Scales.
11. NUMBER OF DOCTORS, TRAINED NURSES, NURSE-AIDES, DENTISTS AND OTHER MEDICAL PERSONNEL SERVING IN UNRRA HOSPITALS., INFIRMARIES AND CLINICS:
- | /a/ UNRRA | /b/ DPS |
|---------------------------|---|
| /i/ doctors1..... | /i/ doctors4..... |
| /ii/ trained nurses .1... | /ii/ trained nurses..2.. |
| /iii/ Nurse aides | /iii/ nurse aides4.. |
| /iv/ Dentists | /iv/ Dentists2.. |
| /v/ Others | /v/ Others .2.midwives.
1 pharmacist |
12. NUMBER OF DPS IN INFIRMARIES AND/OR HOSPITALS/ ON LAST DAY OF MONTH:
- | | |
|--|---|
| 16 | 8 |
| /a/ in assembly centre infirmary | 8 |
| /b/ in /military/ or local hospital..... | |
13. TOTAL NUMBER OF PATIENT - DAYS IN UNRRA CAMP OR HOSPITAL DURING THE MONTH
95
14. TOTAL NUMBER OF CLINIC VISITS TO UNRRA CAMP CLINICS DURING THE MONTH
248 /dental visits 334/
15. TOTAL NUMBER OF COMPLETED IMMUNIZATIONS UNDER UNRRA DIRECTION DURING THE MONTH
0
16. TOTAL NUMBER OF CHILD HEALTH EXAMINATIONS DURING THE MONTH
140
17. OBSERVATIONS AND SUGGESTIONS - TO INCLUDE NOTE ON IMPORTANT DEFICIENCIES IN DRUGS AND EQUIPMENT
Alcool, Cleaning material, Electric bulbs, DDT liquid.

D. P. Acting Health Officer

L. S. Nurse
UNRRA Nurse

Medical Officer
UNRRA Medical Officer

Zone or Area French.
Team Number 199
Assembly Center Mufstein.
Location Mufstein.
Period Covered by Report 1.6.46.-15.6.46.
Date Submitted 15.6.46.

UNRRA AUSTRIAN MISSION SEMI - MONTHLY STATISTICAL REPORT

A. DISPLACED PERSONS

(1)	(2)	(3)			(4)	(5)		(6)
Country of citizenship (nationality) arranged in the following groups: a. UNITED NATIONS b. EX-ENEMY COUNTRIES c. OTHER COUNTRIES d. SPECIAL CATEGORIES (Enter alphabetically within groups, in accordance with list on reverse side of page. Give group sub-totals.)	No. in camp at beginning of period (brought forward from column 6 of previous return.)	Admitted during period			To'tal repatriated from assembly centre for period	Other Departures (note reasons)	Total remaining at and of period (Add columns 2 and 3, and deduct columns 4 and 5.)	
		New to Area or Land	From other assembly centres with in Area or Land	From other sources in Area or Land				
GRAND TOTAL	2435	-	10	11	-	32 6	2418	
A.								
Albania.	1	-	-	-	-	- -	1	
Czechoslovakia.	35	-	-	-	-	- -	35	
Greece.	1	-	-	-	-	- -	1	
Netherlands.	4	-	-	-	-	4 -	-	
Poland.	1344	-	8	6	-	14 2	1342	
U.S.S.R.	8	-	-	2	-	8 -	2	
Venezuela.	3	-	-	-	-	- -	3	
Yugoslavia.	275	-	-	1	-	3 1	272	
	1671	-	8	9	-	29 3	1656	
C.								
Spain.	2	-	-	-	-	- -	2	
Switzerland.	1	-	-	-	-	- -	1	
Turkey.	2	-	-	-	-	- -	2	
	5	-	-	-	-	- -	5	
D.								
Estonia.	47	-	-	-	-	- -	47	
Italy.	8	-	-	-	-	- -	8	
Latvia.	58	-	-	-	-	- -	58	
Lithuania.	103	-	-	-	-	- -	103	
Russ. Emigr.	543	-	2	2	-	3 3	541	
	759	-	2	2	-	3 3	757	

a. **United Nations Countries.**

Albania	El Salvador	Nicaragua
Australia	Ethiopia	Norway
Belgium	France	Panama
Bolivia	Greece	Paraguay
Brazil	Guatemala	Peru
Canada	Haiti	Philippines
Chile	Honduras	Poland
China	Iceland	South Africa
Columbia	India	Uruguay
Costa Rica	Iran	U. K.
Cuba	Iraq	U. S. A.
Czechoslovakia	Liberia	U. S. S. R. (To include Byelorussian and Ukrainian Soviet Socialist Republic's)
Denmark	Luxembourg	Venezuela
Dominican Republic	Mexico	Yugoslavia
Ecuador	Netherlands	
Egypt	New Zealand	

b. **Ex-Enemy Countries.**

Austria	Finland	Hungary	Roumania
Bulgaria	Germany	Japan	Siam

c. **Other Countries.**

Argentina	Portugal	Switzerland
Afghanistan	Spain	Syria
Eire	Saudi Arabia	Turkey
Lebanon	Sweden	

d. **Special Categories.**

Italy	Ukrainians (state domicile as of 3 September 1939)	Sudeten Germans
Estonia	Volksdeutsche (state country of domicile as of 3 September 1939)	Russian Emigrés (some-times called "White Russians")
Latvia		Stateless (either holding Nansen passports or unquestionably determined)
Lithuania		
Jews (list separately for each country of origin or specify if stateless)		

N. B. — Except for the "special categories", this classification is to be based on country of citizenship: i. e., a Norwegian is a person who claims citizenship in Norway, but a Norwegian who had become a naturalized citizen of the United States is to be classified as a citizen of the United States.

- (7) Total residing at end of period in assembly centre in which UNRRA is participating by age and sex:

(a)	(b)	(c)	(d)	(e)	(f)	(g)	(h)	(i)	(j)
Total	Males 45 and over	Females 45 and over	Males 18 and under 45	Females 18 and under 45	Males 14 and under 18	Females 14 and under 18	Children 6 and under 14	Children 1 and under 6	Infants under 1 years
2418 2435	232	177	793	738	57	48	127	133	113

- (8) Number registered at end of period receiving assistance but not shelter in assembly centre in which UNRRA is participating:

(a) TOTAL no (b) Food or other Material Assistance (c) Tracing Bureau (d) Other Sources

B. PERSONNEL AT END OF PERIOD

- (1) Total number of UNRRA personnel (Class I) in assembly centre . . . 109
- (2) Total number of voluntary society personnel working under UNRRA agreements, i. e., UNRRA Class III personnel in assembly centre . . . no
- (3) Displaced Persons employed: 381
- (a) Paid by UNRRA - Class II*: no
- (i) working in assembly centre no
- (ii) working outside assembly centre (i. e., office, billet, mess) no
- (b) Paid by local government (Bürgermeister) 127
- (i) working in assembly centre 127
- (ii) working in assembly centre's office, billet, mess, etc. -
- (iii) working for Military authorities -
- (c) Paid by other employers (with or without arrangement by UNRRA) 266
- (4) Local personnel (Austrians) employed: 5
- (a) Paid by UNRRA - Class II* - and working in UNRRA establishments no
- (b) Paid by local government (Bürgermeister) and working in UNRRA establishments 3

(* Class II personnel are those locally recruited and paid by UNRRA at local rates in local currency.

C. SPECIAL ITEMS

(1) Number of unaccompanied children: 7

(a) 6 and under 14 5

(b) under 6 2

(2) (a) Number of persons authorized to receive supplementary rations
at end of period for medical reasons: 419

(i) TOTAL	(ii) Males 14 and over	(iii) Females 14 and over	(iv) Children 6 and under 14	(v) Children 3 and under 6	(vi) Infants 1 and under 3	(vii) Infants under 1 year
419	40	253	21	-	1	104

(b) Number of persons receiving additional workers' "rations" 241

(c) Number of persons receiving heavy workers' "rations" 26



E. P. Squadrito
Director

E. P. Squadrito.

D. HEALAN

- (1) Total number of DPs in infirmaries and/or hospitals on last day of month.....
- (a) in assembly centre infirmaries.....
- (b) in military or local hospitals.....
- (c) in UNRRA DP hospitals.....
- (2) Total number of patient days in UNRRA operated infirmaries and hospitals during this month.....
- (3) Total number of clinic visits to UNRRA operated clinics, infirmaries and hospitals during this month.....
- (4) Number of UNRRA operated assembly centres or other UNRRA operated institutions in which services reported in items (2) and (3) above were provided this month.....

Total	Area I	Area II	Local Karnten	Local Steiermark
52	-	-	-	-
18	-	-	-	-
34	-	-	-	-
-	-	-	-	-
299	-	-	-	-
958	-	-	-	-

- (5) Number of doctors, trained nurses, nurse-aides, dentists and other medical serving in UNRRA clinics, infirmaries and hospitals:

(a) UNRRA

- (i) doctors 1
- (ii) trained nurses 1
- (iii) nurse aides -
- (iv) dentists -
- (v) others -

(b) Displaced Persons

- (i) Doctors 5
- (ii) trained nurses 8
- (iii) nurse aides 9
- (iv) dentists 2
- (v) others 19

- (6) Total number of completed immunizations under UNRRA directions during this month..
- (7) Total number of child health examinations during this month under UNRRA directions..

299				
87				

Dr. K. Kwiatkowski



Dr. K. Kwiatkowski
Medical Officer
UNRRA - Camp 109
DPC Camp, Karlsruhe

M. K. K. K.

Major Whitney Bates

Iamu v amu Vienna Nr. 232.

From Unrra Vienna 131705.

To Unrra Innsbruck.

bt

114 to Innsbruck from Unrra Vienna.

Attention Director French Zone. Corrinne Ingraham, Reports Officer, this Headquarters, arriving Innsbruck latter part next week (will signal exact time later) to discuss new reporting system with your reports officer and teams in your Zone. Please arrange what transport necessary, billeting and return Vienna.

bt 131705.

sent 131706 kwk

Mr. Knight.

Copy teletype messages.

Amu Vienna v Iamu nr. 33.
From Unrra Innsbruck 131208.
To Unrra Vienna.

bt

Nr. 43 addressed to Unrra Vienna from Unrra Innsbruck. Ref. your 134 of D71845.
Explanation of changes in the French Zone of number of displaced persons receiving
Unrra care during the month of May. Initial step towards repatriation.
261 Turks were transferred to Bregenz from Landeck.

11 Greeks	}	From Kufstein to French Mil. Gov. Centres.
119 Poles		
47 Czechs		

bt 131208.
sent 131209 nmm ar
rd 131230 kwk ar.

D.P. Populations

	<u>Landeck</u>	<u>Kufstein</u>	<u>Total</u>	<u>Out of Camp</u>
March 31	3,081	2,178	5,259	-
April 15	3,132	2,233	5,365	1,751
April 30	3,161	2,182	5,344	13,000
May 15	2,687	2,472	5,159	1,002
May 30	2,448	2,443	4,891	1,394

Mr. Knight

Copy teletype message from Vienna.

Iamu v amu Vienna Nr. 134.

From Unrra Vienna 071845
To Unrra Innsbruck.

bt

Nr. 195 to Salzburg rptd nr. 142 to Linz Nr 214 to Klagenfurt Nr. 101 to Innsbruck.

Attention reports officer.

ERO cable just received requesting quote explanations of changes from preceding month in numbers of displaced persons receiving Unrra care, accounting for changes in the major nationality groups as the result of factors such as repatriation, new admissions, takeover of camps, unquote. Please have your report covering above your zone and zone or area in Central Headquarters attention reports officer, by Friday 14th latest.

bt

sent 071849. kwk.

Answered 13 9/46

Ad.168

June 12, 1946.

To : Chief of UNRRA Mission, Central H.Q., Vienne.
Attention: Miss C. Ingraham, Reports Officer.

Subject: Semi-Monthly Statistical Report, May 16-31, 1946.

Enclosed please find Section D. Health (page 6) omitted from
our MSR-2/Z as of May 31st, 1946.

P. H. WHITNEY-COATES.
Acting Director, French Zone.

Miss Corfe

Copy teletype.

Iamu Innsbruck v amu Vienna nr 147.

From Umra Vienna 111216.

To Umra Innsbruck.

bt

Nr. 103 from Umra Vienna to Umra Innsbruck.

Please send today health information omitted from msr-/2Z sent last week.

bt 111216.

sent 111218 es.

rd mm 111218 ar.

D. HEALTH

(1) Total number of DPs in infirmaries and/or hospital(s) on last day of month:

(a) in assembly centre infirmaries

(b) in military or local hospitals

(c) in UNRRA DP hospitals

(2) Total number of patient days in UNRRA operated infirmaries and hospitals during this month

(3) Total number of clinic visits to UNRRA operated clinics, infirmaries and hospitals during this month

(4) Number of UNRRA operated assembly centres or other UNRRA operated institutions in which services reported in items (2) and (3) above were provided this month

Total	Area I	Area II	Land Kärnten	Land Steiermark
63				
27 (27)				
36				
-				
853				
{ 2,568 616 (dental)				
2				

(5) Number of doctors, trained nurses, nurse-aides, dentists and other medical personnel serving in UNRRA clinics, infirmaries and hospitals:

(a) UNRRA

(i) doctors 2
(ii) trained nurses 2
(iii) nurse aides
(iv) dentists
(v) others

(b) Displaced Persons

(i) doctors 10
(ii) trained nurses 10
(iii) nurse aides 13
(iv) dentists 4
(v) others 25

(6) Total number of completed immunizations under UNRRA direction during this month . . .

(7) Total number of child health examinations during this month under UNRRA direction . . .

395				
584				

May 4, 1946.

To: Director, Camp Kufstein.
Subject: Semi-Monthly Statistical Report.

Enclosed herewith please find 12 blank forms for your Semi-Monthly Statistical Report, as requested with your letter of June 3rd.

Enclosed also are 6 supplementary blank sheets for the Health information required with the mid-monthly Statistical Report. Please attach this information to your Report as of June 15th.

ROLAND M. SAWYER.
Asst. Director for Finance & Administration

- 4, VI. 46

THE
UNITED NATIONS RELIEF AND REHABILITATION
ADMINISTRATION
DISPLACED PERSONS CENTRE KUFSTEIN

TEAM 199
DIRECTOR :
E. F. SQUADRILLE

YOUR REF. :
OUR REF. :

TELEPHONE : (CIVIL KUFSTEIN 74
 (MILITARY KUFSTEIN 805

To: Headquarters, French Zone,
INNSBRUCK.

From: Director, Camp Kufstein.

Subject: Semi-monthly Statistical Report 3rd June, 1946.

1. I enclose herewith our Semi-monthly statistical report covering the period 15th - 31st May.

2. Will you kindly forward a supply of these blank forms as we have now no stock left.

Done



E. F. Squadrille
.....
E. F. Squadrille
Director, Camp Kufstein.

June 4, 1946.

Admin.159

To: Chief of UNRRA Mission, Central H.Q., Vienna.
Attention: Miss C. Ingraham, Reports Officer.

Subject: Semi-Monthly Statistical Report, May 16-31, 1946.

Receipt is acknowledged of your teletype message No.88 asking us to mail the above Reports Tuesday night. For your information, mail goes out from this office every morning at 11 a.m., so we are sending this at 11 a.m. Tuesday. It has therefore not been possible to include the section D. Health (page 6); this will follow as soon as the Monthly Health Reports from the Camps are available.

for ROLAND M. SAWYER.
Asst. Director for Finance & Administration.

Zone or Area FRENCH ZONE
Period Covered
by Report May 16-31, 1946
Date
Submitted June 4, 1946

UNRRA AUSTRIAN MISSION SEMI-MONTHLY STATISTICAL REPORT

A. DISPLACED PERSONS

(1)	(2)	(3)	(4)
Country of citizenship (nationality) arranged in the following groups: a. UNITED NATIONS b. EX-ENEMY COUNTRIES c. OTHER COUNTRIES d. SPECIAL CATEGORIES (Enter alphabetically by groups, in accordance with list on reverse side of page. Give group sub-totals.)	DP Departures from Zone to date	Total DPs remaining in Zone at end of period	Total DPs residing at end of period in assembly centres in which UNRRA is participating
GRAND TOTAL			4,891
a. United Nations Countries			1,695
Albania			1
Canada			35
Czechoslovakia			8
France			1
Greece			4
Netherlands			1,354
Poland			10
U.S.S.R.			3
Venezuela			278
Yugoslavia			
b. Ex-Enemy Countries			8

c. Other Countries			2
Spain			1
Switzerland			5
Turkey			
d. Special Categories			3,188
Estonia			48
Italy			9
Latvia			64
Lithuania			107
Russian Emigres			546
Stateless			106
Ukrainians from Poland			2,263
" " Czechoslovakia			18
" " Roumania			20
" " U.S.S.R.			7

a. **United Nations Countries.**

Albania	El Salvador	Nicaragua
Australia	Ethiopia	Norway
Belgium	France	Panama
Bolivia	Greece	Paraguay
Brazil	Guatemala	Peru
Canada	Haiti	Philippines
Chile	Honduras	Poland
China	Iceland	South Africa
Columbia	India	Uruguay
Costa Rica	Iran	U. K.
Cuba	Iraq	U. S. A.
Czechoslovakia	Liberia	U. S. S. R. (To include Byelorussian and Ukrainian Soviet Socialist Republic's)
Denmark	Luxembourg	Venezuela
Dominican Republic	Mexico	Yugoslavia
Ecuador	Netherlands	
Egypt	New Zealand	

b. **Ex-Enemy Countries.**

Austria	Finland	Hungary	Roumania
Bulgaria	Germany	Japan	Siam

c. **Other Countries.**

Argentina	Portugal	Switzerland
Afghanistan	Spain	Syria
Eire	Saudi Arabia	Turkey
Lebanon	Sweden	

d. **Special Categories.**

Italy	Ukrainians (state domicile as of 3 September 1939)	Sudeten Germans
Estonia	Volksdeutsche (state country of domicile as of 3 September 1939)	Russian Emigrés (some-times called "White Russians")
Latvia		Stateless (either holding Nansen passports or unquestionably determined)
Lithuania		
Jews (list separately for each country of origin or specify if stateless)		

N. B. — Except for the "special categories", this classification is to be based on country of citizenship: i. e., a Norwegian is a person who claims citizenship in Norway, but a Norwegian who had become a naturalized citizen of the United States is to be classified as a citizen of the United States.

(5) Total residing at end of period in assembly centres in which UNRRA is participating by age and sex:

(a) TOTAL

(b) Males 45 and over

(c) Females 45 and over

(d) Males 18 and under 45

(e) Females 18 and under 45

(f) Males 14 and under 18

(g) Females 14 and under 18

(h) Children 6 and under 14

(i) Children 1 and under 6

(j) Infants under 1 year

(6) Number registered at end of period receiving assistance but not shelter in assembly centres in which UNRRA is participating:

(a) TOTAL

(b) Food or other material assistance
(clothing)

(c) Tracing service

(d) Other services (Medical)

Total	Area I	Area II	Land Kärnten	Land Steiermark
4,891				
480				
358				
1,662				
1,381				
112				
92				
232				
355				
169				
1,394				
1,044				
-				
350				

B. ASSEMBLY CENTER ADMINISTRATION

(1) Total number of assembly centres in the Zone:

(a) administered by UNRRA

(b) administered by Military:

(1) assisted by UNRRA

(2) assisted by voluntary societies under UNRRA agreements

(3) other (Military only, i. e., on participation by UNRRA or voluntary societies under UNRRA agreements)

4				
2				
2				
2				

C. PERSONNEL AT END OF PERIOD

	Total	Area I	Area II	Land Kärnten	Land Steiermark
(1) Total number of UNRRA personnel (Class I) in Zone:	36				
(a) in assembly centres	18				
(b) at Area or Land Headquarters (Out of Camp Relief Services)	4				
(c) in Tracing Bureau at Zone Headquarters					
(d) others at Zone Headquarters (Including Supply & Transport)	14				
(2) Total of voluntary society personnel working under UNRRA agreements, i. e., UNRRA Class III employees in Zone:	—				
(a) in assembly centres					
(b) at Area or Land Headquarters					
(c) in Tracing Bureau at Zone Headquarters					
(d) others at Zone Headquarters					
(3) Displaced persons employed:	746				
(a) Paid by UNRRA - Class II* - and working:	—				
(i) in assembly centres					
(ii) outside assembly centres (i. e., offices, billets, messes)					
(iii) at Area or Land Headquarters (including offices, billets, messes)					
(iv) in Tracing Bureau at Zone Headquarters					
(v) others at Zone Headquarters (including offices, billets, messes)					
(b) Paid by local Government (Bürgermeister) and working:	399 746/				
(i) in assembly centres	390				
(ii) in assembly centres' offices, billets, messes, etc.					
(iii) for Military authorities	9				

(including DPs at Kufstein who are working but receive no compensation beyond food and shelter)

(including DPs at Kufstein who are working but receive no compensation beyond food and shelter)

*) Class II personnel are those locally recruited and paid by UNRRA at local rates in local currency.

	Total	Area I	Area II	Land Kärnten	Land Steiermark
(ii) at Area or Land Headquarters (including billets, messes, etc.)					
(iii) in Tracing Bureau at Zone Headquarters					
(iv) others at Zone Headquarters (including billets, messes, etc.)	10				
(Including Garage & Warehouse)					
(c) Paid by other employers (with or without arrangement by UNRRA	438				
(4) Local personnel (Austrians) employed:	15				
(a) Paid by UNRRA - Class II* - and working:	—				
(i) in assembly centres	12				
(ii) outside assembly centres (i. e., offices, billets, messes)					
(iii) at Area or Land Headquarters (including offices, billets, messes)					
(iv) in Tracing Bureau at Zone Headquarters					
(v) others at Zone Headquarters (including offices, billets, messes)					
(b) Paid by local Government, (Bürgermeister) and working:	15				
(i) in assembly centres	3				
(ii) in assembly centres' offices, billets, messes, etc.					
(iii) at Area or Land Headquarters (including billets, messes, etc.)					
(iv) in Tracing Bureau at Zone Headquarters					
(v) others at Zone Headquarters (including billets, messes, etc.)	12				
(Including Garage & Warehouse)					

*) Class II personnel are those locally recruited and paid by UNRRA at local rates in local currency.

E. SPECIAL ITEMS

(1) Number of unaccompanied children:

(a) 6 and under 14

(b) under 6

(2) (a) Number of persons authorized to receive supplementary rations at end of period for medical reasons:

(i) Males 14 and over

(ii) Females 14 and over

(iii) Children 6 and under 14

(iv) Children 3 and under 6

(v) Infants 1 and under 3

(vi) Infants under 1 year

(b) Number of persons receiving additional workers' "rations":

(c) Number of persons receiving heavy workers' "rations":

Total	Area I	Area II	Land Kärnten	Land Steiermark
13				
10				
3				
652				
274				
276				
65				
15				
14				
108				
329				
44				

For the

Director

Zone or Area French
Team Number 148
Assembly Center D.P. Camp Lang
Location Austria-Tirol
Period Covered 1.5. - 31.5.46
by Report
Date Submitted 1st June

UNRRA AUSTRIAN MISSION SEMI - MONTHLY STATISTICAL REPORT

A. DISPLACED PERSONS

(1) Country of citizenship (nationality) arranged in the following groups: a. UNITED NATIONS b. EX-ENEMY COUNTRIES c. OTHER COUNTRIES d. SPECIAL CATEGORIES (Enter alphabetically within groups, in accordance with list on reverse side of page. Give group sub-totals.)	(2) No. in camp at beginning of period (brought forward from column 6 of pre- vious return.)	(3) Admitted during period			(4) Total repatriated from assem- bly centre for period	(5) Other Departures (note reasons) a. b.		(6) Total remaining at and of period (Add columns 2 and 3, and deduct columns 4 and 5.) c.
		New to Area or Land	From other assembly centres within Area or Land	From other sources in Area or Land				
GRAND TOTAL	3161	10	1	37	8	17	699	37 2448
A. United Nations								
Canadians	1	-	-	-	-	-	-	1
Poles	8	-	-	1	-	1	-	8
French	8	-	-	-	-	-	-	8
Soviets	4	-	-	3	5	-	-	2
	21	-	-	4	5	1	-	19
B. Ex-enemy Countries								
Bulgarians	1	-	-	-	-	-	1	-
Hungarians	2	-	-	-	-	-	2	-
Roumanians	2	-	-	-	-	-	1	-
	5	-	-	-	-	-	4	1
C. Other countries.								
Turks	273	2	-	1	-	3	266	4 3
D. Special Category								
Estonians	2	-	-	-	-	2	-	-
Italians	-	-	1	-	-	-	-	1
Latvians	7	-	-	-	-	-	1	6
Lithuanians	4	-	-	-	-	-	-	4
Russ.f.Poland	1	-	-	-	-	-	-	1
Stateless	109	-	-	-	-	1	2	106
Ukr.f.Poland	2689	8	-	32	-	10	424	32 2263
Ukr.f.Czechoslov.	22	-	-	-	3	-	1	18
Ukr.f.Roumania	20	-	-	-	-	-	-	20
Ukr.f.Soviet Union	8	-	-	-	-	-	1	7
	2862	8	1	32	3	13	429	32 2426
a/ departures to other zones								
b/ to camps in the same zone								
c/ without place of destination								

- (7) Total residing at end of period in assembly centre in which UNRRA is participating by age and sex:

(a)	(b)	(c)	(d)	(e)	(f)	(g)	(h)	(i)	(j)
Total	Males 45 and over	Females 45 and over	Males 18 and under 45	Females 18 and under 45	Males 14 and under 18	Females 14 and under 18	Children 6 and under 14	Children 1 and under 6	Infants under 1 years
2448	245	183	852	637	54	43	154	218	62

- (8) Number registered at end of period receiving assistance but not shelter in assembly centre in which UNRRA is participating:

(a) TOTAL — (b) Food or other Material Assistance — (c) Tracing Bureau — (d) Other Sources —

B. PERSONNEL AT END OF PERIOD

- (1) Total number of UNRRA personnel (Class I) in assembly centre . . . 8
- (2) Total number of voluntary society personnel working under UNRRA agreements, i. e., UNRRA Class III personnel in assembly centre . . . —
- (3) Displaced Persons employed: . . . 471
- (a) Paid by UNRRA - Class II*: . . . —
- (i) working in assembly centre . . . —
- (ii) working outside assembly centre (i. e., office, billet, mess) . . . —
- (b) Paid by local government (Bürgermeister) . . . 261
- (i) working in assembly centre . . . —
- (ii) working in assembly centre's office, billet, mess, etc. . . . 252
- (iii) working for Military authorities . . . 9
- (c) Paid by other employers (with or without arrangement by UNRRA) . . . 210
- (4) Local personnel (Austrians) employed: . . . —
- (a) Paid by UNRRA - Class II* - and working in UNRRA establishments . . . —
- (b) Paid by local government (Bürgermeister) and working in UNRRA establishments . . . —

(* Class II personnel are those locally recruited and paid by UNRRA at local rates in local currency.

C. SPECIAL ITEMS

- (1) Number of unaccompanied children: 9
- (a) 6 and under 14 7
- (b) under 6 2
- (2) (a) Number of persons authorized to receive supplementary rations
at end of period for medical reasons: 175

(i)	(ii)	(iii)	(iv)	(v)	(vi)	(vii)
TOTAL	Males 14 and over	Females 14 and over	Children 6 and under 14	Children 3 and under 6	Infants 1 and under 3	Infants under 1 year
175	52	69	32	5	6	11

- (b) Number of persons receiving additional workers' "rations" . . . 80
100
- (c) Number of persons receiving heavy workers' "rations" 18



Zone or Area French
Team Number 199
Assembly Center Kufstein
Location Kufstein
Period Covered 15.5.-31.5.46
by Report
Date Submitted

UNRRA AUSTRIAN MISSION SEMI - MONTHLY STATISTICAL REPORT

A. DISPLACED PERSONS

(1) Country of citizenship (nationality) arranged in the following groups: a. UNITED NATIONS b. EX-ENEMY COUNTRIES c. OTHER COUNTRIES d. SPECIAL CATEGORIES (Enter alphabetically within groups, in accordance with list on reverse side of page. Give group sub-totals.)	(2) No. in camp at beginning of period (brought forward from column 6 of pre- vious return.)	(3) Admitted during period			(4) Total repatriated from asemi- bly centre for period	(5) Other Departures (note reasons)		(6) Total remaining at and of period (Add columns 2 and 3, and deduct columns 4 and 5.)
		New to Area or Land	From other assembly centres with in Area or Land	From other sources in Area or Land				
GRAND TOTAL	2060	2	447	26		62	30	2443
A. Albanina	1							1
Czechoslovakia	37			9		11		35
Greece	13					12		1
Netherland	4							4
Poland	986	2	388	11		21	20	1346
USSR	6		4			1	1	8
Venezuela	3							3
Yougoslavia	288		2	2		8	6	278
	1338	2	394	22		53	27	1676
B. Spain	2							2
Switzerland	1							1
Turkey	2							2
	5							5
D. Estonia	48							48
Italy	11					3		8
Latvia	58			3			3	58
Lithuania	103			1		1		103
Russ.-Emigr.	497		53			5		545
	717		53	4		9	3	762

a. **United Nations Countries.**

Albania	El Salvador	Nicaragua
Australia	Ethiopia	Norway
Belgium	France	Panama
Bolivia	Greece	Paraguay
Brazil	Guatemala	Peru
Canada	Haiti	Philippines
Chile	Honduras	Poland
China	Iceland	South Africa
Columbia	India	Uruguay
Costa Rica	Iran	U. K.
Cuba	Iraq	U. S. A.
Czechoslovakia	Liberia	U. S. S. R. (To include Byelorussian and Ukrainian Soviet Socialist Republic's)
Denmark	Luxembourg	Venezuela
Dominican Republic	Mexico	Yugoslavia
Ecuador	Netherlands	
Egypt	New Zealand	

b. **Ex-Enemy Countries.**

Austria	Finland	Hungary	Roumania
Bulgaria	Germany	Japan	Siam

c. **Other Countries.**

Argentina	Portugal	Switzerland
Afghanistan	Spain	Syria
Eire	Saudi Arabia	Turkey
Lebanon	Sweden	

d. **Special Categories.**

Italy	Ukrainians (state domicile as of 3 September 1939)	Sudeten Germans
Estonia	Volksdeutsche (state country of domicile as of 3 September 1939)	Russian Emigrés (some-times called "White Russians")
Latvia		Stateless (either holding Nansen passports or unquestionably determined)
Lithuania		
Jews (list separately for each country of origin or specify if stateless)		

N. B. — Except for the "special categories", this classification is to be based on country of citizenship: i. e., a Norwegian is a person who claims citizenship in Norway, but a Norwegian who had become a naturalized citizen of the United States is to be classified as a citizen of the United States.

- (7) Total residing at end of period in assembly centre in which UNRRA is participating by age and sex:

(a)	(b)	(c)	(d)	(e)	(f)	(g)	(h)	(i)	(j)
Total	Males 45 and over	Females 45 and over	Males 18 and under 45	Females 18 and under 45	Males 14 and under 18	Females 14 and under 18	Children 6 and under 14	Children 1 and under 6	Infants under 1 years
2443	235	175	810	744	58	49	128	137	107

- (8) Number registered at end of period receiving assistance but not shelter in assembly centre in which UNRRA is participating:

(a) TOTAL _____ (b) Food or other Material Assistance _____ (c) Tracing Bureau _____ (d) Other Sources _____

B. PERSONNEL AT END OF PERIOD

(1) Total number of UNRRA personnel (Class I) in assembly centre 10

(2) Total number of voluntary society personnel working under UNRRA agreements, i. e., UNRRA Class III personnel in assembly centre no

(3) Displaced Persons employed: 275

(a) Paid by UNRRA - Class II*: no

(i) working in assembly centre

(ii) working outside assembly centre (i. e., office, billet, mess)

(b) Paid by local government (Bürgermeister) 138

(i) working in assembly centre (incl. admin.) 138

(ii) working in assembly centre's office, billet, mess, etc.

(iii) working for Military authorities

(c) Paid by other employers (with or without arrangement by UNRRA) 228

(4) Local personnel (Austrians) employed: 3

(a) Paid by UNRRA - Class II* - and working in UNRRA establishments no

(b) Paid by local government (Bürgermeister) and working in UNRRA establishments 3

(* Class II personnel are those locally recruited and paid by UNRRA at local rates in local currency.

C. SPECIAL ITEMS


- (1) Number of unaccompanied children: 4
- (a) 6 and under 14 3
- (b) under 6 1
- (2) (a) Number of persons authorized to receive supplementary rations
at end of period for medical reasons: 477

(i)	(ii)	(iii)	(iv)	(v)	(vi)	(vii)
TOTAL	Males 14 and over	Females 14 and over	Children 6 and under 14	Children 3 and under 6	Infants 1 and under 3	Infants under 1 year
477	222	107	33	10	8	97

- (b) Number of persons receiving additional workers' "rations" 249
- (c) Number of persons receiving heavy workers' "rations" 26

E. F. Squadrille
Director
E. F. Squadrille.




Copy Teletype:

Major Whitney Coates
(for information)

iamu v amu vienna 390

from unrra vienna 281736

to unrra innsbruck

bt

no 75 from unrra vienna to unrra innsbruck

in mrs 2/z 31 may please break down some 2700 ukrainians
by country of legal citizenship eg poland roumania ussr

bt281736

sent jaw

rd nmm

Copy Teletype :

iamu v amu vienna nr 493
from umra vienna oll445
to umra innsbruck

bt

no 88 to umra innsbruck
from umra vienna

please mail tuesday night statistical reports mrs-2z and mrs-2ac for
london cable. urgent

bt oll445

sent oll446 kwk ar

iamu

May 29, 1946.

To: Director, Camp Landeck.
Subject: Statistical Report - Ukrainians.

Instructions have been received from Central H.Q., Vienna that the ~~present~~ monthly Statistical Report as of May 31st should show the group of Ukrainians broken down by country of legal citizenship, i.e. Poland, Roumania, U.S.S.R., etc. Please reflect this breakdown in your Report due to reach this H.Q. by June 3rd.

ROLAND M. SAWYER.
Asst. Director for Finance & Administration.

May 29, 1946.

To: Director, Camp Ruffstein.

Subject : Statistical Report - Ukrainians.

Please do not fail to prepare your Semi-Monthly Statistical Report so that it reaches this H.Q. not later than June 3rd.

We have received instructions from Vienna that the group of Ukrainians is to be broken down by country of legal citizenship, i.e. Poland, Roumania, U.S.S.R., etc. Please show this breakdown in your figures.

ROLAND M. SAWYER.
Asst. Director for Finance & Administration

Zone or Area FRENCH ZONE
Period Covered by Report May 1-15, 1946
Date Submitted May 18, 1946

UNRRA

AUSTRIAN MISSION

SEMI-MONTHLY STATISTICAL REPORT

A. DISPLACED PERSONS

(1)	(2)	(3)	(4)
Country of citizenship (nationality) arranged in the following groups: a. UNITED NATIONS b. EX-ENEMY COUNTRIES c. OTHER COUNTRIES d. SPECIAL CATEGORIES (Enter alphabetically by groups, in accordance with list on reverse side of page. Give group sub-totals.)	DP Departures from Zone to date	Total DPs remaining in Zone at end of period	Total DPs residing at end of period in assembly centres in which UNRRA is participating
GRAND TOTAL			5,159
a. United Nations Countries			1,256
Albania			1
Czechoslovakia			37
France			8
Greece			13
Netherlands			4
Poland			892
U.S.S.R.			10
Venezuela			3
Yugoslavia			288
b. Ex-Enemy Countries			3
Hungary			2
Roumania			1
c. Other Countries			273
Spain			2
Switzerland			1
Turkey			270
d. Special Categories			3,627
Estonia			48
Italy			11
Latvia			65
Lithuania			107
Russian Emigres			580
Stateless			97
Ukraine ++			2,719

++ Census of Ukrainians arriving Rufstein Camp 13/14 May has not yet been completed; therefore figures of Ukrainians submitted are approximate.

a. **United Nations Countries.**

Albania	El Salvador	Nicaragua
Australia	Ethiopia	Norway
Belgium	France	Panama
Bolivia	Greece	Paraguay
Brazil	Guatemala	Peru
Canada	Haiti	Philippines
Chile	Honduras	Poland
China	Iceland	South Africa
Columbia	India	Uruguay
Costa Rica	Iran	U. K.
Cuba	Iraq	U. S. A.
Czechoslovakia	Liberia	U. S. S. R. (To include Byelorussian and Ukrainian Soviet Socialist Republic's)
Denmark	Luxembourg	Venezuela
Dominican Republic	Mexico	Yugoslavia
Ecuador	Netherlands	
Egypt	New Zealand	

b. **Ex-Enemy Countries.**

Austria	Finland	Hungary	Roumania
Bulgaria	Germany	Japan	Siam

c. **Other Countries.**

Argentina	Portugal	Switzerland
Afghanistan	Spain	Syria
Eire	Saudi Arabia	Turkey
Lebanon	Sweden	

d. **Special Categories.**

Italy	Ukrainians (state domicile as of 3 September 1939)	Sudeten Germans
Estonia	Volksdeutsche (state country of domicile as of 3 September 1939)	Russian Emigrés (some-times called "White Russians")
Latvia		Stateless (either holding Nansen passports or unquestionably determined)
Lithuania		
Jews (list separately for each country of origin or specify if stateless)		

N. B. — Except for the "special categories", this classification is to be based on country of citizenship: i. e., a Norwegian is a person who claims citizenship in Norway, but a Norwegian who had become a naturalized citizen of the United States is to be classified as a citizen of the United States.

(5) Total residing at end of period in assembly centres in which UNRRA is participating by age and sex:

(a) TOTAL

(b) Males 45 and over

(c) Females 45 and over

(d) Males 18 and under 45

(e) Females 18 and under 45

(f) Males 14 and under 18

(g) Females 14 and under 18

(h) Children 6 and under 14

(i) Children 1 and under 6

(j) Infants under 1 year

(6) Number registered at end of period receiving assistance but not shelter in assembly centres in which UNRRA is participating:

(a) TOTAL

(b) Food or other material assistance

(c) Tracing service

(d) Other services

Total	Area I	Area II	Land Kärnten	Land Steiermark
4,747 **				
481				
362				
1,605				
1,330				
108				
95				
277				
336				
153				
1,002				
495				
607				

(These figures are necessarily incomplete because a transfer of about 500 persons from Landeck to Rufstein was begun on 13th May and had not been completed at the time these figures were compiled.)

(Approximate figure)

B. ASSEMBLY CENTER ADMINISTRATION

(1) Total number of assembly centres in the Zone:

(a) administered by UNRRA

(b) administered by Military:

(1) assisted by UNRRA

(2) assisted by voluntary societies under UNRRA agreements

(3) other (Military only, i. e., on participation by UNRRA or voluntary societies under UNRRA agreements)

4				
2				
2				

C. PERSONNEL AT END OF PERIOD

(1) Total number of UNRRA personnel (Class I) in Zone:

(a) in assembly centres

(b) at Area or Land Headquarters
(Out of Camp Relief Services)

(c) in Tracing Bureau at Zone Headquarters

(d) others at Zone Headquarters

(2) Total of voluntary society personnel working under UNRRA agreements, i. e., UNRRA Class III employees in Zone:

(a) in assembly centres

(b) at Area or Land Headquarters

(c) in Tracing Bureau at Zone Headquarters

(d) others at Zone Headquarters

(3) Displaced persons employed:

(a) Paid by UNRRA - Class II* - and working:

(i) in assembly centres

(ii) outside assembly centres (i. e., offices, billets, messes)

(iii) at Area or Land Headquarters (including offices, billets, messes)

(iv) in Tracing Bureau at Zone Headquarters

(v) others at Zone Headquarters (including offices, billets, messes)

(b) Paid by local Government (Bürgermeister) and working:

(i) in assembly centres)

(ii) in assembly centres' offices, billets, messes, etc.)

(iii) for Military authorities

Total	Area I	Area II	Land Kärnten	Land Steiermark
37				
18				
5				
14				
-				
-				
970				
-				
427				
402				
25				

*) Class II persons are those locally recruited and paid by UNRRA at local rates in local currency.

	Total	Area I	Area II	Land Kärnten	Land Steiermark
(ii) at Area or Land Headquarters (including billets, messes, etc.)					
(iii) in Tracing Bureau at Zone Headquarters					
(iv) others at Zone Headquarters (including billets, messes, etc.) (including Garage and Warehouse)	10				
(c) Paid by other employers (with or without arrangement by UNRRA	372				
(4) Local personnel (Austrians) employed:	7				
(a) Paid by UNRRA - Class II* - and working:					
(i) in assembly centres					
(ii) outside assembly centres (i. e., offices, billets, messes)					
(iii) at Area or Land Headquarters (including offices, billets, messes)					
(iv) in Tracing Bureau at Zone Headquarters					
(v) others at Zone Headquarters (including offices, billets, messes)					
(b) Paid by local Government, (Bürgermeister) and working:	7				
(i) in assembly centres	3				
(ii) in assembly centres' offices, billets, messes, etc.					
(iii) at Area or Land Headquarters (including billets, messes, etc.)					
(iv) in Tracing Bureau at Zone Headquarters					
(v) others at Zone Headquarters (including billets, messes, etc.)	4				

*) Class II personnel (including Austrians) are those locally recruited and paid by UNRRA at local rates in local currency.

D. HEALTH

(1) Total number of DPs in infirmaries and/or hospital(s) on last day of month:.....

(a) in assembly centre infirmaries.....

(b) in military or local hospitals.....

(c) in UNRRA DP hospitals.....

(2) Total number of patient days in UNRRA operated infirmaries and hospitals during this month.....

(3) Total number of clinic visits to UNRRA operated clinics, infirmaries and hospitals during this month.....

(4) Number of UNRRA operated assembly centres or other UNRRA operated institutions in which services reported in items (2) and (3) above were provided this month.....

(5) Number of doctors, trained nurses, nurse-aides, dentists and other medical serving in UNRRA clinics, infirmaries and hospitals :

(a) UNRRA

(i) doctors 2
(ii) Trained nurses 2
(iii) nurse aides
(iv) dentists
(v) others

(b) Displaced Persons

(i) doctors 9
(ii) trained nurses 8
(iii) nurse aides 7
(iv) dentists 4
(v) others 18

(6) Total number of completed immunisations under UNRRA directions during this month..

(7) Total number of child health examinations during this month under UNRRA direction...

Total	Area I	Area II	Land Karnten	Land Steiermark
82				
34				
28				
423				
1385				
(dental 308)				
2				

6				
627				
381				

E. SPECIAL ITEMS

Total	Area I	Area II	Land Kärnten	Land Steiermark
13				
10				
3				
523				
95				
266				
48				
13				
14				
87				
400				
136				

Director

Zone or Area French
Team Number 148
Assembly Center Camp Landeck
Location Austria - Tirol
Period Covered 1.5.-15.5.46
by Report
Date Submitted 16.5.46

UNRRA AUSTRIAN MISSION SEMI - MONTHLY STATISTICAL REPORT

A. DISPLACED PERSONS

(1)	(2)	(3)			(4)	(5)			(6)
Country of citizenship (nationality) arranged in the following groups: a. UNITED NATIONS b. EX-ENEMY COUNTRIES c. OTHER COUNTRIES d. SPECIAL CATEGORIES (Enter alphabetically within groups, in accordance with list on reverse side of page. Give group sub-totals.)	No. in camp at beginning of period (brought forward from column 6 of previous return.)	Admitted during period			Total repatriated from assembly centre for period	Other Departures (note reasons) a. b. c.			Total remaining at and of period (Add columns 2 and 3, and deduct columns 4 and 5.)
		New to Area or Land	From other assembly centres within Area or Land	From other sources in Area or Land					
GRAND TOTAL	3161	25	-	3	5	9	432	56	2687
A. United Nations									
French	8	-	-	-	-	-	-	-	8
Poles	7	-	-	-	-	1	-	-	6
Soviets	4	-	-	2	2	-	-	-	4
	19	-	-	2	2	1	-	-	18
B. Ex-Enemy Countries									
Hungarians	2	-	-	-	-	-	-	-	2
Roumanians	2	-	-	-	-	-	1	-	1
Bulgarians	1	-	-	-	-	-	1	-	-
	5	-	-	-	-	-	2	-	3
C. Other Countries									
Turks	273	-	-	1	-	-	2	4	268
D. Special Categories									
Esthonians	2	-	-	-	-	2	-	-	-
Latvians	7	-	-	-	-	-	-	-	7
Lithuanians	4	-	-	-	-	-	-	-	4
Russ.f.Poland	1	-	-	-	-	-	-	-	1
Stateless	100	-	-	-	-	1	2	-	97
Ukrainians	2750	25	-	-	3	5	426	52	2289
	2864	25	-	-	3	8	428	52	2398

a/ departures to other zones
b/ to camps in the same zone
c/ without place of destination.

- (7) Total residing at end of period in assembly centre in which UNRRA is participating by age and sex:

(a)	(b)	(c)	(d)	(e)	(f)	(g)	(h)	(i)	(j)
Total	Males 45 and over	Females 45 and over	Males 18 and under 45	Females 18 and under 45	Males 14 and under 18	Females 14 and under 18	Children 6 and under 14	Children 1 and under 6	Infants under 1 years
2697	289	203	908	698	64	48	178	235	64

- (8) Number registered at end of period receiving assistance but not shelter in assembly centre in which UNRRA is participating:

(a) TOTAL — (b) Food or other Material Assistance — (c) Tracing Bureau — (d) Other Sources —

B. PERSONNEL AT END OF PERIOD

- (1) Total number of UNRRA personnel (Class I) in assembly centre . . . 8
- (2) Total number of voluntary society personnel working under UNRRA agreements, i. e., UNRRA Class III personnel in assembly centre . . . —
- (3) Displaced Persons employed: 533
- (a) Paid by UNRRA - Class II*: —
- (i) working in assembly centre —
- (ii) working outside assembly centre (i. e., office, billet, mess) —
- (b) Paid by local government (Bürgermeister) 310
- (i) working in assembly centre —
- (ii) working in assembly centre's office, billet, mess, etc. 285
- (iii) working for Military authorities 25
- (c) Paid by other employers (with or without arrangement by UNRRA) 223
- (4) Local personnel (Austrians) employed: —
- (a) Paid by UNRRA - Class II* - and working in UNRRA establishments —
- (b) Paid by local government (Bürgermeister) and working in UNRRA establishments —

(* Class II personnel are those locally recruited and paid by UNRRA at local rates in local currency.

C. SPECIAL ITEMS

Number of unaccompanied children: 9

(a) 6 and under 14 7

(b) under 6 2

connected by telephone

(2) (a) Number of persons authorized to receive supplementary rations at end of period for medical reasons: 73

(i) TOTAL	(ii) Males 14 and over	(iii) Females 14 and over	(iv) Children 6 and under 14	(v) Children 3 and under 6	(vi) Infants 1 and under 3	(vii) Infants under 1 year
73	38	21	12	0	2	0

(b) Number of persons receiving additional workers' "rations" 100

(c) Number of persons receiving heavy workers' "rations" 18



[Signature]
Director

10. NUTRITION. DIET COMPOSITION AND SUPPLEMENTARY RATIONS FOR SE-
LECTED GROUPS. INCLUDING CHILDREN:

Milk distribution, Diet Kitchen, Childrens Kitchen, Main Kitchen.

11. NUMBER OF DOCTORS, TRAINED NURSES, NURSE-AIDES, DENTISTS AND
OTHER MEDICAL PERSONNEL SERVING IN UNRRA HOSPITALS, INFIRMARIES
AND CLINICS:

/a/ UNRRA	/b/ DPs
/i/ doctors1.....	/i/ doctors ..5.....
/ii/ trained nurses .1.....	/ii/ trained nurses ..2.....
/iii/ nurse aides4.....	/iii/ nurse aides4.....
/iv/ dentists2.....	/iv/ dentists2.....
/v/ others1.....	/v/ others ..2. midwives.....
1. pharmacist.....

12. NUMBER OF DPS IN INFIRMARIES AND/OR HOSPITAL/S/ ON LAST DAY OF
MONTH: 6

/a/ in assembly centre infirmary
/b/ in military or local hospital
/c/ in UNRRA DP hospital

13. TOTAL NUMBER OF PATIENT - DAYS IN UNRRA CAMP OR HOSPITAL DURING
THE MONTH

85

14. TOTAL NUMBER OF CLINIC VISITS TO UNRRA CAMP CLINICS DURING THE
MONTH

.....290.../Dental visits. 308/.....

15. TOTAL NUMBER OF COMPLETED IMMUNIZATIONS UNDER UNRRA DIRECTION
DURING THE MONTH

211

16. TOTAL NUMBER OF CHILD HEALTH EXAMINATIONS DURING THE MONTH

156

17. OBSERVATIONS AND SUGGESTIONS - TO INCLUDE NOTE ON IMPORTANT DE-
FICIENCIES IN DRUGS AND EQUIPMENT

Alcool, White paint, Electric bulbs, Aprons for doctors and nurses
Brooms, Brushes, Cleaning cloth, Lime chlorusit, DDT liquid, DDT
powder, Stewpan, Frying pan.

Above demands are extremely urgent.

D.P. Acting Health Officer

UNRRA Nurse

UNRRA Medical Officer

Zone or Area French
Team Number 199
Assembly Center Mufstein
Location Mufstein
Period Covered
by Report 1.5.46-15.5.1946
Date Submitted 15.5.1946

UNRRA AUSTRIAN MISSION SEMI - MONTHLY STATISTICAL REPORT

A. DISPLACED PERSONS

(1) Country of citizenship (nationality) arranged in the following groups: a. UNITED NATIONS b. EX-ENEMY COUNTRIES c. OTHER COUNTRIES d. SPECIAL CATEGORIES (Enter alphabetically within groups, in accordance with list on reverse side of page. Give group sub-totals.)	(2) No. in camp at beginning of period (brought forward from column 6 of pre- vious return.)	(3) Admitted during period			(4) Total repatriated from assem- bly centre for period	(5) Other Departures (note reasons)		(6) Total remaining at and of period (Add columns 2 and 3, and deduct columns 4 and 5.)
		New to Area or Land	From other assembly centres within Area or Land	From other sources in Area or Land				
GRAND TOTAL	2555	4	91	40		112	16	2472
A. Belgium	1					1		-
Albanians	1							1
Czechoslovakia	56		7	3		29		37
Greeks	13							13
Netherlands	5					1		4
Poland	969	2	2	19		94	6	886
USSR	5			1				6
Venezuela	3							3
Yugoslavia	264	2	22	12		10	2	288
	1911	4	91	35		135	8	1238
B. Hungary	7					7		
	7					7		
C. Spain	2							2
Switzerland	1							1
Turkey	2							2
	5							5
D. Estonia	48							48
Italy	11							11
Latvia	57			1				58
Lithuanians	111						8	103
Byelorussians (From Poland)	82							82
Russian-Bulgars (incl. Stateless)	493			4				497
Ukrains (From Poland)	430							430
	1232			5			8	1229

Census of Ukrainians arriving 13/14 May has not yet been completed; therefore figures of Ukrainians submitted are approximate.-

a. **United Nations Countries.**

Albania	El Salvador	Nicaragua
Australia	Ethiopia	Norway
Belgium	France	Panama
Bolivia	Greece	Paraguay
Brazil	Guatemala	Peru
Canada	Haiti	Philippines
Chile	Honduras	Poland
China	Iceland	South Africa
Columbia	India	Uruguay
Costa Rica	Iran	U. K.
Cuba	Iraq	U. S. A.
Czechoslovakia	Liberia	U. S. S. R. (To include Byelorussian and Ukrainian Soviet Socialist Republic's)
Denmark	Luxembourg	Venezuela
Dominican Republic	Mexico	Yugoslavia
Ecuador	Netherlands	
Egypt	New Zealand	

b. **Ex-Enemy Countries.**

Austria	Finland	Hungary	Roumania
Bulgaria	Germany	Japan	Siam

c. **Other Countries.**

Argentina	Portugal	Switzerland
Afghanistan	Spain	Syria
Eire	Saudi Arabia	Turkey
Lebanon	Sweden	

d. **Special Categories.**

Italy	Ukrainians (state domicile as of 3 September 1939)	Sudeten Germans
Estonia	Volksdeutsche (state country of domicile as of 3 September 1939)	Russian Emigrés (some-times called "White Russians")
Latvia		Stateless (either holding Nansen passports or unquestionably determined)
Lithuania		
Jews (list separately for each country of origin or specify if stateless)		

N. B. — Except for the "special categories", this classification is to be based on country of citizenship: i. e., a Norwegian is a person who claims citizenship in Norway, but a Norwegian who had become a naturalized citizen of the United States is to be classified as a citizen of the United States.

(7) Total residing at end of period in assembly centre in which UNRRA is participating by age and sex :

(a)	(b)	(c)	(d)	(e)	(f)	(g)	(h)	(i)	(j)
Total	Males 45 and over	Females 45 and over	Males 18 and under 45	Females 18 and under 45	Males 14 and under 18	Females 14 and under 18	Children 6 and under 14	Children 1 and under 6	Infants under 1 years
2060	192	159	697	632	44	47	99	101	89

(8) Number registered at end of period receiving assistance but not shelter in assembly centre in which UNRRA is participating :

(a) TOTAL no (b) Food or other Material Assistance (c) Tracing Bureau (d) Other Sources

B. PERSONNEL AT END OF PERIOD

(1) Total number of UNRRA personnel (Class I) in assembly centre . . . 10

(2) Total number of voluntary society personnel working under UNRRA agreements, i. e., UNRRA Class III personnel in assembly centre . . . no

(3) Displaced Persons employed: . . . 427

(a) Paid by UNRRA - Class II*: . . . no

(i) working in assembly centre . . .

(ii) working outside assembly centre (i. e., office, billet, mess) . . .

(b) Paid by local government (Bürgermeister) . . . 117

(i) working in assembly centre . . . (incl. admin.) 117

(ii) working in assembly centre's office, billet, mess, etc. . . .

(iii) working for Military authorities . . .

(c) Paid by other employers (with or without arrangement by UNRRA) . . . 149

(4) Local personnel (Austrians) employed: . . . 53

(a) Paid by UNRRA - Class II* - and working in UNRRA establishments . . . no

(b) Paid by local government (Bürgermeister) and working in UNRRA establishments . . . 3

(* Class II personnel are those locally recruited and paid by UNRRA at local rates in local currency.

C. SPECIAL ITEMS

- (1) Number of unaccompanied children: 4
- (a) 6 and under 14 3
- (b) under 6 1
- (2) (a) Number of persons authorized to receive supplementary rations
at end of period for medical reasons: 150

(i) TOTAL	(ii) Males 14 and over	(iii) Females 14 and over	(iv) Children 6 and under 14	(v) Children 3 and under 6	(vi) Infants 1 and under 3	(vii) Infants under 1 year
150	57	245	36	13	12	87

- (b) Number of persons receiving additional workers' "rations" 300
- (c) Number of persons receiving heavy workers' "rations" 118

E. F. Squitelle
Director
E. F. Squitelle
U.N.R.R.A. - D.P. CENTER

KUFSTEIN

- (c) in UNRRA DP hospitals

- (3) Total number of clinic visits to UNRRA operated clinics, infirmaries and hospitals during this month

- (4) Number of UNRRA operated assembly centres or other UNRRA operated institutions in which services reported in items (2) and (3) above were provided this month

Total	Area I	Area II	Land Kärnten	Land Steiermark
56				
28				
28				
338				
1095				

- (5) Number of doctors, trained nurses, nurse-aides, dentists and other medical personnel serving in UNRRA clinics, infirmaries and hospitals:

(b) Displaced Persons

- (i) doctors 1
- (ii) trained nurses 1
- (iii) nurse aides
- (iv) dentists
- (v) others

- | | |
|---------------------|----|
| (i) doctors | 4 |
| (ii) trained nurses | 6 |
| (iii) nurse aides | 3 |
| (iv) dentists | 2 |
| (v) others | 15 |

- (7) Total number of child health examinations during this month under UNRRA direction . .

360 small 56 TAB	box				
225					

Admin. 149

May 24, 1946.

To: Chief of UNRRA Mission, Central H.Q., Vienna.
Attention: Miss C. Ingraham, Reports Officer.

Subject: Semi-Monthly Statistical Report, May 1-15, 1946.

Attached is page 6 (D.HEALTH) of our Semi-Monthly Statistical Report (Form MSR-2/Z) which we were unable to complete in time to be forwarded with the rest of the report.

ROLAND M. SAWYER.
Asst. Director for Finance & Administration.

Admin. 143

May 21, 1946.

To: Chief of UNRRA Mission, Central H.Q., Vienna.
Attention: Miss C. Ingraham.

Subject: SEMI-MONTHLY STATISTICAL REPORT - MAY 1-15, 1946.

Attached herewith are Forms MSR-2/AC from our Kufstein and
Landeck Camps, which should have been attached to our Form MSR-2/Z
sent you yesterday, but were inadvertently omitted.

ROLAND M. SAWYER.
Asst. Director for Finance & Administration.

Admin.133

May 20th, 1946.

To: Chief of UNRRA Mission, Central H.Q., Vienna.
Attention: Miss C. Ingraham, Reports Officer.

Subject: SEMI-MONTHLY STATISTICAL REPORT: May 1-15, 1946.

Enclosed is the Semi-Monthly Statistical Report for this Zone for the period May1-15, 1946.

As we pointed out in our letter of April 18 enclosing the report for April 1-15, the Team report (form MSR-2/AC) does not provide the Health statistics required to fill out page 6 of the Zone report (form MSR-2/2). This has resulted in a delay in our receiving this information, and we are therefore sending in the rest of the report and will forward page 6 as soon as possible.

ROLAND M. SAWYER.
Asst. Director for Finance & Administration

Handwritten signature
April 29, 1946.

To: Director, Kufstein Camp.
and for information to Director, Landeck Camp.

Subject: Reports.

Replying to your enquiry of April 16th, the following are the reports currently required from your Camp :

Weekly

Work Tickets and TD5s.

Fortnightly

Semi-Monthly Statistical Report (due at Zone HQ 2nd and 17th each month)

Petrol Statement

Ration "

Coal "

Monthly

Monthly Health Report (due at Zone HQ 2nd of each month)

Narrative Report (due at Zone HQ 3rd of each month)

Vehicle Returns - TD11 & TD12.

ROLAND M. SAWYER.
Asst. Director for Finance & Administration.

Nancy.

In order to answer this enquiry, will you please let me know what Reports the camp have to send in on Supply?

EL.

Patrol Statements (fortnightly)

Ration

"

"

Cool

"

"

Work tickets & T.D.'s (weekly)

Vehicle returns - T.D. 113 & T.D. 123 -
(monthly)

THE
UNITED NATIONS RELIEF AND REHABILITATION
ADMINISTRATION
DISPLACED PERSONS CENTRE KUFSTEIN

TEAM 199
DIRECTOR :
E. F. SQUADRILLE

YOUR REF. :
OUR REF. :

TELEPHONE : { CIVIL KUFSTEIN 74
 { MILITARY KUFSTEIN 805

To: Director, Headquarters, Innsbruck.
From: Director, Camp Kufstein.
Subject: Reports Submitted

16th April, 1946.

In order to simplify and co-ordinate our system of recording, may we have a complete list of all reports now requested by the various Branches and Divisions of Headquarters, Innsbruck?

E. F. Squadrille
.....
E. F. Squadrille
Director, Camp Kufstein.



POSTAL ADDRESS: UNRRA TEAM 199 c/o HQ USFA APO 777 U.S. Army.
ADRESSE POSTALE: UNRRA TEAM 199 SECTEUR POSTAL 50353

May 18, 1946.

To: Director, Kufstein Camp.

Subject: Semi-Monthly Statistical Report.

Please complete your Semi-Monthly Statistical Report due May 15 by the Health Statistics called for on the attached sheets.

Your very urgent attention to this will be appreciated.

ROLAND M. SAWYER.
Asst. Director for Finance & Administration

No. 52

FROM UNRRA VIENNA TO UNRRA INNSBRUCK

REFERENCE YOUR MSR/27 PARA A(6) PLEASE SIGNAL OR PHONE MISS INGRAHAM

EXTENSION 95 EXPLANATION 13,000 RECEIVING OUT OF CAMP RELIEF OTHER THAN
CLOTHING ASSISTANCE TO 600.

Zone or Area **FRENCH ZONE**
Period Covered by Report **April 16-30, 1946**
Date Submitted **May 4, 1946.**

UNRRA AUSTRIAN MISSION SEMI-MONTHLY STATISTICAL REPORT

A. DISPLACED PERSONS

(1) Country of citizenship (nationality) arranged in the following groups: a. UNITED NATIONS b. EX-ENEMY COUNTRIES c. OTHER COUNTRIES d. SPECIAL CATEGORIES (Enter alphabetically by groups, in accordance with list on reverse side of page. Give group sub-totals.)	(2) DP Departures from Zone to date	(3) Total DPs remaining in Zone at end of period	(4) Total DPs residing at end of period in assembly centres in which UNRRA is participating
GRAND TOTAL			5,344
a. <u>United Nations Countries</u>			1,329
Albania			1
Belgium			1
Czechoslovakia			56
France			8
Greece			13
Netherlands			5
Poland			969
USSR			9
Venezuela			3
Yugoslavia			264
b. <u>Ex-Enemy Countries</u>			12
Bulgaria			1
Hungary			9
Romania			2
c. <u>Other Countries</u>			278
Spain			2
Switzerland			1
Turkey			275
d. <u>Special Categories</u>			2,865
Estonia			50
Italy			11
Latvia			64
Lithuania			115
Ukraine			2,750
Volksdeutsche (Czechoslovakia)			-
" (Yugoslavia)			40
" (Poland)			18
Byelorussians (from Poland)			82
Russians from Poland			1
White Russians from Poland			1
Russian Emigres (incl. Stateless)			493
Stateless			100

a. **United Nations Countries.**

Albania	El Salvador	Nicaragua
Australia	Ethiopia	Norway
Belgium	France	Panama
Bolivia	Greece	Paraguay
Brazil	Guatemala	Peru
Canada	Haiti	Philippines
Chile	Honduras	Poland
China	Iceland	South Africa
Columbia	India	Uruguay
Costa Rica	Iran	U. K.
Cuba	Iraq	U. S. A.
Czechoslovakia	Liberia	U. S. S. R. (To include Byelorussian and Ukrainian Soviet Socialist Republic's)
Denmark	Luxembourg	Venezuela
Dominican Republic	Mexico	Yugoslavia
Ecuador	Netherlands	
Egypt	New Zealand	

b. **Ex-Enemy Countries.**

Austria	Finland	Hungary	Roumania
Bulgaria	Germany	Japan	Siam

c. **Other Countries.**

Argentina	Portugal	Switzerland
Afghanistan	Spain	Syria
Eire	Saudi Arabia	Turkey
Lebanon	Sweden	

d. **Special Categories.**

Italy	Ukrainians (state domicile as of 3 September 1939)	Sudeten Germans
Estonia	Volksdeutsche (state country of domicile as of 3 September 1939)	Russian Emigrés (some-times called "White Russians")
Latvia		Stateless (either holding Nansen passports or unquestionably determined)
Lithuania		
Jews (list separately for each country of origin or specify if stateless)		

N. B. — Except for the "special categories", this classification is to be based on country of citizenship: i. e., a Norwegian is a person who claims citizenship in Norway, but a Norwegian who had become a naturalized citizen of the United States is to be classified as a citizen of the United States

(5) Total residing at end of period in assembly centres in which UNRRA is participating by age and sex:

(a) TOTAL

(b) Males 45 and over

(c) Females 45 and over

(d) Males 18 and under 45

(e) Females 18 and under 45

(f) Males 14 and under 18

(g) Females 14 and under 18

(h) Children 6 and under 14

(i) Children 1 and under 6

(j) Infants under 1 year

(6) Number registered at end of period receiving assistance but not shelter in assembly centres in which UNRRA is participating:

(a) TOTAL

(b) Food or other material assistance

(c) Tracing service

(d) Other services

Total	Area I	Area II	Land Kärnten	Land Steiermark
5,344				
523				
400				
1,807				
1,484				
246				
117				
320				
380				
167				
13,000 (Out of Camp Relief)				
Clothing 600				

B. ASSEMBLY CENTER ADMINISTRATION

(1) Total number of assembly centres in the Zone:

(a) administered by UNRRA

(b) administered by Military:

(1) assisted by UNRRA

(2) assisted by voluntary societies under UNRRA agreements

(3) other (Military only, i. e., on participation by UNRRA or voluntary societies under UNRRA agreements)

4				
2				
2				

C. PERSONNEL AT END OF PERIOD

	Total	Area I	Area II	Land Kärnten	Land Steiermark
(1) Total number of UNRRA personnel (Class I) in Zone:	43				
(a) in assembly centres	18				
(b) at Area or Land Headquarters (Out of Camp Relief)	9				
(c) in Tracing Bureau at Zone Headquarters	-				
(d) others at Zone Headquarters	16				
(2) Total of voluntary society personnel working under UNRRA agreements, i. e., UNRRA Class III employees in Zone:	-				
(a) in assembly centres	-				
(b) at Area or Land Headquarters					
(c) in Tracing Bureau at Zone Headquarters					
(d) others at Zone Headquarters					
(3) Displaced persons employed:	891				
(a) Paid by UNRRA - Class II* - and working:	-				
(i) in assembly centres					
(ii) outside assembly centres (i. e., offices, billets, messes)					
(iii) at Area or Land Headquarters (including offices, billets, messes)					
(iv) in Tracing Bureau at Zone Headquarters					
(v) others at Zone Headquarters (including offices, billets, messes)					
(b) Paid by local Government (Bürgermeister) and working:	429				
(i) in assembly centres	416				
including admin.					
(ii) in assembly centres' offices, billets, messes, etc.					
(iii) for Military authorities	13				

*) Class II persons are those locally recruited and paid by UNRRA at local rates in local currency.

	Total	Area I	Area II	Land Kärnten	Land Steiermark
(ii) at Area or Land Headquarters (including billets, messes, etc.)					
(iii) in Tracing Bureau at Zone Headquarters					
(iv) others at Zone Headquarters (including billets, messes, etc.)					
(c) Paid by other employers (with or without arrangement by UNRRA)	179				
(4) Local personnel (Austrians) employed:	4				
(a) Paid by UNRRA - Class II* - and working:	-				
(i) in assembly centres					
(ii) outside assembly centres (i. e., offices, billets, messes)					
(iii) at Area or Land Headquarters (including offices, billets, messes)					
(iv) in Tracing Bureau at Zone Headquarters					
(v) others at Zone Headquarters (including offices, billets, messes)					
(b) Paid by local Government, (Bürgermeister) and working:					
(i) in assembly centres	4				
(ii) in assembly centres' offices, billets, messes, etc.					
(iii) at Area or Land Headquarters (including billets, messes, etc.)					
(iv) in Tracing Bureau at Zone Headquarters					
(v) others at Zone Headquarters (including billets, messes, etc.)					

*) Class II personnel are those locally recruited and paid by UNRRA at local rates in local currency.

D. HEALTH

(1) Total number of DPs in infirmaries and/or hospital(s) on last day of month:

(a) in assembly centre infirmaries

(b) in military or local hospitals

(c) in UNRRA DP hospitals

(2) Total number of patient days in UNRRA operated infirmaries and hospitals during this month

(3) Total number of clinic visits to UNRRA operated clinics, infirmaries and hospitals during this month

(4) Number of UNRRA operated assembly centres or other UNRRA operated institutions in which services reported in items (2) and (3) above were provided this month

Total	Area I	Area II	Land Kärnten	Land Steiermark
60				
25				
31				
4				
774				
{ 3,167 785 (dental)				
2				

(5) Number of doctors, trained nurses, nurse-aides, dentists and other medical personnel serving in UNRRA clinics, infirmaries and hospitals:

(a) UNRRA

(i) doctors 2
(ii) trained nurses 2
(iii) nurse aides _____
(iv) dentists _____
(v) others _____

(b) Displaced Persons

(i) doctors 10
(ii) trained nurses 8
(iii) nurse aides 6
(iv) dentists 4
(v) others 18

(6) Total number of completed immunizations under UNRRA direction during this month . .

(7) Total number of child health examinations during this month under UNRRA direction . .

1650				
446				

E. SPECIAL ITEMS

(1) Number of unaccompanied children:

(a) 6 and under 14

(b) under 6

(2) (a) Number of persons authorized to receive supplementary rations at end of period for medical reasons:

(i) Males 14 and over

(ii) Females 14 and over

(iii) Children 6 and under 14

(iv) Children 3 and under 6

(v) Infants 1 and under 3

(vi) Infants under 1 year

(b) Number of persons receiving additional workers' "rations":

(c) Number of persons receiving heavy workers' "rations":

Total	Area I	Area II	Land Kärnten	Land Steiermark
14				
11				
3				
316				
48				
225				
44				
8				
1				
430				
161				

Director

Zone or Area FRENCH ZONE
Period Covered by Report April 16-30, 1946
Date Submitted May 4, 1946.

UNRRA

AUSTRIAN MISSION

SEMI-MONTHLY STATISTICAL REPORT

A. DISPLACED PERSONS

(1)	(2)	(3)	(4)
Country of citizenship (nationality) arranged in the following groups: a. UNITED NATIONS b. EX-ENEMY COUNTRIES c. OTHER COUNTRIES d. SPECIAL CATEGORIES (Enter alphabetically by groups, in accordance with list on reverse side of page. Give group sub-totals.)	DP Departures from Zone to date	Total DPs remaining in Zone at end of period	Total DPs residing at end of period in assembly centres in which UNRRA is participating
GRAND TOTAL			5,344
a. <u>United Nations Countries</u>			1,329
Albania			1
Belgium			1
Czechoslovakia			56
France			8
Greece			13
Netherlands			5
Poland			969
USSR			9
Venezuela			3
Yugoslavia			264
b. <u>Ex-Enemy Countries</u>			12
Bulgaria			1
Hungary			9
Romania			2
c. <u>Other Countries</u>			278
Spain			2
Switzerland			1
Turkey			275
d. <u>Special Categories</u>			2,865
Estonia			50
Italy			11
Latvia			64
Lithuania			115
Ukraine			2,750
Volksdeutsche (Czechoslovakia)			-
" (Yugoslavia)			40
" (Poland)			18
Byelorussians (from Poland)			82
Russians from Poland			1
White Russians from Poland			1
Russian Emigres (incl. Stateless)			493
Stateless			100

a. **United Nations Countries.**

Albania	El Salvador	Nicaragua
Australia	Ethiopia	Norway
Belgium	France	Panama
Bolivia	Greece	Paraguay
Brazil	Guatemala	Peru
Canada	Haiti	Philippines
Chile	Honduras	Poland
China	Iceland	South Africa
Columbia	India	Uruguay
Costa Rica	Iran	U. K.
Cuba	Iraq	U. S. A.
Czechoslovakia	Liberia	U. S. S. R. (To include Byelorussian and Ukrainian Soviet Socialist Republic's)
Denmark	Luxembourg	Venezuela
Dominican Republic	Mexico	Yugoslavia
Ecuador	Netherlands	
Egypt	New Zealand	

b. **Ex-Enemy Countries.**

Austria	Finland	Hungary	Roumania
Bulgaria	Germany	Japan	Siam

c. **Other Countries.**

Argentina	Portugal	Switzerland
Afghanistan	Spain	Syria
Eire	Saudi Arabia	Turkey
Lebanon	Sweden	

d. **Special Categories.**

Italy	Ukrainians (state domicile as of 3 September 1939)	Sudeten Germans
Estonia	Volksdeutsche (state country of domicile as of 3 September 1939)	Russian Emigrés (some-times called "White Russians")
Latvia		Stateless (either holding Nansen passports or unquestionably determined)
Lithuania		
Jews (list separately for each country of origin or specify if stateless)		

N. B. — Except for the "special categories", this classification is to be based on country of citizenship: i.e., a Norwegian is a person who claims citizenship in Norway, but a Norwegian who had become a naturalized citizen of the United States is to be classified as a citizen of the United States.

(5) Total residing at end of period in assembly centres in which UNRRA is participating by age and sex:

(a) TOTAL

(b) Males 45 and over

(c) Females 45 and over

(d) Males 18 and under 45

(e) Females 18 and under 45

(f) Males 14 and under 18

(g) Females 14 and under 18

(h) Children 6 and under 14

(i) Children 1 and under 6

(j) Infants under 1 year

(6) Number registered at end of period receiving assistance but not shelter in assembly centres in which UNRRA is participating:

(a) TOTAL

(b) Food or other material assistance

(c) Tracing service

(d) Other services

Total	Area I	Area II	Land Kärnten	Land Steiermark
5,344				
523				
400				
1,807				
1,484				
246				
117				
320				
380				
167				
13,000 (Out of Camp Relief)				
600				

B. ASSEMBLY CENTER ADMINISTRATION

(1) Total number of assembly centres in the Zone:

(a) administered by UNRRA

(b) administered by Military:

(1) assisted by UNRRA

(2) assisted by voluntary societies under UNRRA agreements

(3) other (Military only, i. e., on participation by UNRRA or voluntary societies under UNRRA agreements)

4				
2				
2				

C. PERSONNEL AT END OF PERIOD

(1) Total number of UNRRA personnel (Class I) in Zone:

(a) in assembly centres

(b) at Area or Land Headquarters
(Out of Camp Relief)

(c) in Tracing Bureau at Zone Headquarters

(d) others at Zone Headquarters

(2) Total of voluntary society personnel working under UNRRA agreements, i. e., UNRRA Class III employees in Zone:

(a) in assembly centres

(b) at Area or Land Headquarters

(c) in Tracing Bureau at Zone Headquarters

(d) others at Zone Headquarters

(3) Displaced persons employed:

(a) Paid by UNRRA - Class II* - and working:

(i) in assembly centres

(ii) outside assembly centres (i. e., offices, billets, messes)

(iii) at Area or Land Headquarters (including offices, billets, messes)

(iv) in Tracing Bureau at Zone Headquarters

(v) others at Zone Headquarters (including offices, billets, messes)

(b) Paid by local Government (Bürgermeister) and working:

(i) in assembly centres

including admin.

(ii) in assembly centres' offices, billets, messes, etc.

(iii) for Military authorities

Total	Area I	Area II	Land Kärnten	Land Steiermark
43				
18				
9				
-				
16				
-				
-				
-				
-				
-				
891				
-				
429				
416				
13				

*) Class II persons are those locally recruited and paid by UNRRA at local rates in local currency.

D. HEALTH

(1) Total number of DPs in infirmaries and/or hospital(s) on last day of month:

(a) in assembly centre infirmaries

(b) in military or local hospitals

(c) in UNRRA DP hospitals

(2) Total number of patient days in UNRRA operated infirmaries and hospitals during this month

(3) Total number of clinic visits to UNRRA operated clinics, infirmaries and hospitals during this month

(4) Number of UNRRA operated assembly centres or other UNRRA operated institutions in which services reported in items (2) and (3) above were provided this month

Total	Area I	Area II	Land Kärnten	Land Steiermark
60				
25				
31				
4				
774				
(3,167 (785 (dental)				
2				

(5) Number of doctors, trained nurses, nurse-aides, dentists and other medical personnel serving in UNRRA clinics, infirmaries and hospitals:

(a) UNRRA

(i) doctors 2
(ii) trained nurses 2
(iii) nurse aides
(iv) dentists
(v) others

(b) Displaced Persons

(i) doctors 10
(ii) trained nurses 8
(iii) nurse aides 6
(iv) dentists 4
(v) others 18

(6) Total number of completed immunizations under UNRRA direction during this month . .

(7) Total number of child health examinations during this month under UNRRA direction . .

1650				
446				

E. SPECIAL ITEMS

	Total	Area I	Area II	Land Kärnten	Land Steiermark
(1) Number of unaccompanied children:	14				
(α) 6 and under 14	11				
(b) under 6	3				
(2) (α) Number of persons authorized to receive supplementary rations at end of period for medical reasons:	316				
(i) Males 14 and over	48				
(ii) Females 14 and over	225				
(iii) Children 6 and under 14	44				
(iv) Children 3 and under 6	8				
(v) Infants 1 and under 3					
(vi) Infants under 1 year	1				
(b) Number of persons receiving additional workers' "rations":	430				
(c) Number of persons receiving heavy wor- kers' "rations":	161				

Robert M. Kasper

for the Director

Zone or Area Franchise
Team Number 199
Assembly Center Mufstein
Location Mufstein
Period Covered by Report 16.4.46 - 30.4.46
Date Submitted 3.5.46

UNRRA AUSTRIAN MISSION SEMI - MONTHLY STATISTICAL REPORT

A. DISPLACED PERSONS

(1)	(2)	(3)			(4)	(5)		(6)
Country of citizenship (nationality) arranged in the following groups: a. UNITED NATIONS b. EX-ENEMY COUNTRIES c. OTHER COUNTRIES d. SPECIAL CATEGORIES (Enter alphabetically within groups, in accordance with list on reverse side of page. Give group sub-totals.)	No. in camp at beginning of period (brought forward from column 6 of pre- vious return.)	Admitted during period			Total repatriated from assem- bly centre for period	Other Departures (note reasons)		Total remaining at and of period (Add columns 2 and 3, and deduct columns 4 and 5.)
		New to Area or Land	From other assembly centres within Area or Land	From other sources in Area or Land				
GRAND TOTAL	2233	9	8	21	-	19	69	12
A.								
Albania	1							1
Belgium				1				1
Czechoslovakia.	63			3		4	6	56
France.	1						1	-
Greece.	13							13
Netherlands.	4			11				5
Poland.	988	3	1	13		2	40	969
USSR.	5							5
Venezuela.	3							3
Yugoslavia.	275	2	6			1	18	264
	1353	5	7	18	-	7	65	1351
B.								
Hungary.	7							7
	7							7
C.								
Spain.	2							2
Switzerland.	1							1
Turkey.	2							2
	5							5
D.								
Estonia.	50					2		48
Italy.	7	2		2				11
Latvia.	57							57
Lithuania.	115						4	111
Byelorussians (from Poland)	82							82
Russian Brigades (incl. Stateless)	491	2	1	1		2		493
Volksdeutsche from: Czechoslovakia.	8					8		-
Yugoslavia.	40							40
Poland.	18							18
	868	4	1	3	-	12	4	829

α. **United Nations Countries.**

Albania	El Salvador	Nicaragua
Australia	Ethiopia	Norway
Belgium	France	Panama
Bolivia	Greece	Paraguay
Brazil	Guatemala	Peru
Canada	Haiti	Philippines
Chile	Honduras	Poland
China	Iceland	South Africa
Columbia	India	Uruguay
Costa Rica	Iran	U. K.
Cuba	Iraq	U. S. A.
Czechoslovakia	Liberia	U. S. S. R. (To include Byelorussian and Ukrainian Soviet Socialist Republic's)
Denmark	Luxembourg	Venezuela
Dominican Republic	Mexico	Yugoslavia
Ecuador	Netherlands	
Egypt	New Zealand	

b. **Ex-Enemy Countries.**

Austria	Finland	Hungary	Roumania
Bulgaria	Germany	Japan	Siam

c. **Other Countries.**

Argentina	Portugal	Switzerland
Afghanistan	Spain	Syria
Eire	Saudi Arabia	Turkey
Lebanon	Sweden	

d. **Special Categories.**

Italy	Ukrainians (state domicile as of 3 September 1939)	Sudeten Germans
Estonia	Volksdeutsche (state country of domicile as of 3 September 1939)	Russian Emigrés (some-times called "White Russians")
Latvia		Stateless (either holding Nansen passports or unquestionably determined)
Lithuania		
Jews (list separately for each country of origin or specify if stateless)		

N. B. — Except for the "special categories", this classification is to be based on country of citizenship: i. e., a Norwegian is a person who claims citizenship in Norway, but a Norwegian who had become a naturalized citizen of the United States is to be classified as a citizen of the United States.

- (7) Total residing at end of period in assembly centre in which UNRRA is participating by age and sex:

(a)	(b)	(c)	(d)	(e)	(f)	(g)	(h)	(i)	(j)
Total	Males 45 and over	Females 45 and over	Males 18 and under 45	Females 18 and under 45	Males 14 and under 18	Females 14 and under 18	Children 6 and under 14	Children 1 and under 6	Infants under 1 years
2182	195	167	739	677	47	51	109	114	83

- (8) Number registered at end of period receiving assistance but not shelter in assembly centre in which UNRRA is participating:

(a) TOTAL no (b) Food or other Material Assistance (c) Tracing Bureau (d) Other Sources

B. PERSONNEL AT END OF PERIOD

- (1) Total number of UNRRA personnel (Class I) in assembly centre . . . 20
- (2) Total number of voluntary society personnel working under UNRRA agreements, i. e., UNRRA Class III personnel in assembly centre . . . no
- (3) Displaced Persons employed: . . . 473
- (a) Paid by UNRRA - Class II*: . . . no
- (i) working in assembly centre . . .
- (ii) working outside assembly centre (i. e., office, billet, mess) . . .
- (b) Paid by local government (Bürgermeister). . . 131
- (i) working in assembly centre . . . 131 (incl. administrator)
- (ii) working in assembly centre's office, billet, mess, etc. . . .
- (iii) working for Military authorities . . .
- (c) Paid by other employers (with or without arrangement by UNRRA) . . . 59
- (4) Local personnel (Austrians) employed: . . . 4
- (a) Paid by UNRRA - Class II* - and working in UNRRA establishments . . . no
- (b) Paid by local government (Bürgermeister) and working in UNRRA establishments . . .

(* Class II personnel are those locally recruited and paid by UNRRA at local rates in local currency.

C. SPECIAL ITEMS

- (1) Number of unaccompanied children: 5
- (a) 6 and under 14 4
- (b) under 6 1
- (2) (a) Number of persons authorized to receive supplementary rations
at end of period for medical reasons: 164

(i)	(ii)	(iii)	(iv)	(v)	(vi)	(vii)
TOTAL	Males 14 and over	Females 14 and over	Children 6 and under 14	Children 3 and under 6	Infants 1 and under 3	Infants under 1 year
164.	18	145	8	2	-	1

- (b) Number of persons receiving additional workers' "rations" 330
- (c) Number of persons receiving heavy workers' "rations" 143

Director

E. F. Squadrillo,

Zone or Area French
Team Number 148
Assembly Center Camp Landeck
Location Austria - Tirol
Period Covered by Report 1.4.-30.4.46
Date Submitted 2.5.46

UNRRA AUSTRIAN MISSION SEMI - MONTHLY STATISTICAL REPORT

A. DISPLACED PERSONS

(1)	(2)	(3)			(4)	(5)			(6)
Country of citizenship (nationality) arranged in the following groups: a. UNITED NATIONS b. EX-ENEMY COUNTRIES c. OTHER COUNTRIES d. SPECIAL CATEGORIES (Enter alphabetically within groups, in accordance with list on reverse side of page. Give group sub-totals.)	No. in camp at beginning of period (brought forward from column 6 of pre- vious return.)	Admitted during period			Total repatriated from assem- bly centre for period	Other Departures (note reasons) a. b.c.			Total remaining at and of period (Add columns 2 and 3, and deduct columns 4 and 5.)
		New to Area or Land	From other assembly centres with in Area or Land	From other sources in Area or Land					
GRAND TOTAL	3081	25	2	106	4	2	19	28	3161
A. United Nations									
Mexicans	1	-	-	-	-	1	-	-	-
French	8	-	-	-	-	-	-	-	8
Poles	7	-	-	-	-	1	-	-	6
Soviets	6	-	-	2	4	-	-	-	4
Yugoslaves	2	-	-	-	-	-	2	-	-
	24	-	-	2	4	2	2	-	18
B. Ex-Enemy Countries									
Bulgarians	1	-	-	-	-	-	-	-	1
Hungarians	1	-	1	-	-	-	-	-	2
Roumanians	2	-	-	-	-	-	-	-	2
	4	-	1	-	-	-	-	-	5
C. Other Countries									
Turks	273	-	-	1	-	-	-	1	273
D. Special Categories									
Estonians	2	-	-	-	-	-	-	-	2
Latvians	7	-	-	-	-	-	-	-	7
Lithuanians	4	-	-	-	-	-	-	-	4
Russ.f.Poland	1	-	-	-	-	-	-	-	1
Stateless	100	-	-	3	-	-	3	-	100
Ukrainians	2666	25	-	100	-	-	14	27	2750
White Russ.f.Pol.	-	-	1	-	-	-	-	-	1
	2780	25	1	103	-	-	17	27	2865

a/ departures to other zones
b/ to camps in the same zone
c/ without place of destination

(7) Total residing at end of period in assembly centre in which UNRRA is participating by age and sex:

(a)	(b)	(c)	(d)	(e)	(f)	(g)	(h)	(i)	(j)
Total	Males 45 and over	Females 45 and over	Males 18 and under 45	Females 18 and under 45	Males 14 and under 18	Females 14 and under 18	Children 6 and under 14	Children 1 and under 6	Infants under 1 years
3161	327	233	1068	807	99	66	211	266	84

(8) Number registered at end of period receiving assistance but not shelter in assembly centre in which UNRRA is participating:

(a) TOTAL - (b) Food or other Material Assistance - (c) Tracing Bureau - (d) Other Sources -

B. PERSONNEL AT END OF PERIOD

- (1) Total number of UNRRA personnel (Class I) in assembly centre . . . 8
- (2) Total number of voluntary society personnel working under UNRRA agreements, i. e., UNRRA Class III personnel in assembly centre . . . -
- (3) Displaced Persons employed: . . . 418
- (a) Paid by UNRRA - Class II*: . . . -
- (i) working in assembly centre . . . -
- (ii) working outside assembly centre (i. e., office, billet, mess) . . . -
- (b) Paid by local government (Bürgermeister) . . . 298
- (i) working in assembly centre . . . -
- (ii) working in assembly centre's office, billet, mess, etc. . . 285
- (iii) working for Military authorities . . . 13
- (c) Paid by other employers (with or without arrangement by UNRRA) . . . 120
- (4) Local personnel (Austrians) employed: . . . -
- (a) Paid by UNRRA - Class II* - and working in UNRRA establishments . . . -
- (b) Paid by local government (Bürgermeister) and working in UNRRA establishments . . . -

(* Class II personnel are those locally recruited and paid by UNRRA at local rates in local currency.

C. SPECIAL ITEMS

- (1) Number of unaccompanied children: 9
- (a) 6 and under 14 7
- (b) under 6 2
- (2) (a) Number of persons authorized to receive supplementary rations
at end of period for medical reasons: 152

(i)	(ii)	(iii)	(iv)	(v)	(vi)	(vii)
TOTAL	Males 14 and over	Females 14 and over	Children 6 and under 14	Children 3 and under 6	Infants 1 and under 3	Infants under 1 year
152	30	80	36	6	0	0

- (b) Number of persons receiving additional workers' "rations" . . . 80
- (c) Number of persons receiving heavy workers' "rations" 18



Melita Breukie
Director

April 18, 1946.

To: Chief of UNRRA Mission, Central HQ., Vienna.
Attention: Miss Corinne Ingraham, Reports Officer.

From: R. M. Sawyer, Asst. Director for Finance & Administration,
French Zone.

Subject: SEMI-MONTHLY STATISTICAL REPORT.

Enclosed is the Semi-Monthly Statistical Report for this Zone for the period April 1-15, 1946.

With your letter of 28th March addressed to Mrs. Avery-Clark you promised to send us additional copies of Forms for this Report as soon as the printer had completed them, but we have not received them in time and have had to type the pages. I hope the additional supplies will arrive in time for our Report at the end of this month.

In order to provide the information called for on page 6 (D. Health) of our Zone Report (MSR-2/Z), we must get it from the Teams, but the Team Report (MSR-2/AC) does not contain a page for this information which has hitherto been reported by them only once a month, i.e. in the Monthly Health Report. Can you send us a supply of loose copies of sheet 3 of Form MSR-2/ACH for their mid-monthly report, please?

ROLAND M. SAWYER.
Asst. Director for Finance & Administration.

U.N.R.R.A.
AUSTRIAN MISSION
SEMI-MONTHLY STATISTICAL REPORT

A. DISPLACED PERSONS

Country of citizenship	Total DPs residing at end of period in assembly centres in which UNRRA is participating
------------------------	---

GRAND TOTAL 5,365

a. United Nations Countries

Albania	1
Czechoslovakia	63
France	9
Greece	13
Netherlands	4
Poland	1,074
U.S.S.R.	9
Venezuela	3
Yugoslavia	277

b. Ex-Enemy Countries

Bulgaria	1
Hungary	9
Romania	2

c. Other Countries

Spain	2
Switzerland	1
Turkey	275

d. Special Categories

Estonia	52
Italy	7
Latvia	64
Lithuania	119
Ukraine	2,717
Volkdeutsche (Czechoslovakia)	8
" " (Yugoslavia)	40
Byelorussians (from Poland)	21
Russ. from Poland	1
White Russ. from Poland	1
Russian Balgros (incl. Stateless)	491
Stateless	101

- (5) Total residing at end of period in assembly centres in which UNRRA is participating by age and sex:

(a) TOTAL	5,365
(b) Males 45 and over	516
(c) Females 45 and over	409
(d) Males 18 and under 45	1,796
(e) Females 18 and under 45	1,535
(f) Males 14 and under 18	124
(g) Females 14 and under 18	129
(h) Children 6 and under 14	331
(i) Children 1 and under 6	368
(j) Infants under 1 year	157

- (6) Number registered at end of period receiving assistance but not shelter in assembly centres in which UNRRA is participating:

(a) TOTAL	1,751 (Out of Camp Relief)
(b) Food or other material assistance	80 (Clothes)
(c) Tracing service	-
(d) Other services	-

B. ASSEMBLY CENTER ADMINISTRATION

(1) Total number of assembly centres in the Zone:	4
(a) Administered by UNRRA	2
(b) Administered by Military:	
(1) assisted by UNRRA	
(2) assisted by voluntary societies under UNRRA agreements:	
(3) other (Military only)	2

C. PERSONNEL AT END OF PERIOD

- (1) Total number of UNRRA personnel (Class I)
 in Zone : 44
- (a) in assembly centres 20
 (b) at Area Headquarters (Out of Camp Relief) 9
 (c) in Tracing Bureau -
 (d) others at Zone Headquarters 15
- (2) Total of voluntary society personnel -
- (3) Displaced Persons employed : 895 ++
- (a) Paid by UNRRA - Class II - and working: -
- (b) Paid by local Government (Bürgermeister) and working :
 (i) in assembly centres)
 (ii) in assembly centres' offices, billets, messes etc. 396
 (iii) for Military authorities 20
- (c) Paid by other employers (with or without arrangement by UNRRA) 117
- (4) Local personnel (Austrians) employed : 3
- (a) Paid by UNRRA - Class II - and working in UNRRA establishments:-
- (b) Paid by local government (Bürgermeister) and working in UNRRA
 establishments 3
 (i) in assembly centres 3

++ The figure of 895 includes 362 DPs at Kufstein who are working but receive no compensation beyond food and shelter.

D. HEALTH

(1)	Total number of DPs in infirmaries and/or hospitals on 15th of month	63
	(a) in assembly centre infirmaries	29
	(b) in military or local hospitals	29
	(c) in UNRRA DP hospitals	5
(2)	Total number of patient days in UNRRA operated hospitals and infirmaries during period	440
(3)	Total number of clinic visits to UNRRA operated clinics, infirmaries and hospitals during period:.....	1,355
	dental	420
(4)	Number of UNRRA operated assembly centres or other UNRRA operated institutions in which services reported in items (2) and (3) above were provided this month :	2
(5)	Number of doctors, trained nurses, nurse-aides, dentists and other medical personnel serving in UNRRA clinics, infirmaries and hospitals during this period:	
	(a) UNRRA	(b) Displaced Persons
	(i) doctors2.....10.....
	(ii) trained nurses ...2.....8.....
	(iii) nurse-aides7.....7.....
	(iv) dentists7.....4.....
	(v) others7.....19.....
(6)	Total number of completed immunisations under UNRRA direction during this month	1,847
(7)	Total number of child health examinations during this period under UNRRA direction	212

E. SPECIAL ITEMS

(1) Number of unaccompanied children:	12
(a) 6 and under 14	10
(b) under 6	2
(2) (a) Number of persons authorized to receive supplementary rations at end of period for medical reasons:	341
(i) Males 14 and over	66
(ii) Females 14 and over	218
(iii) Children 6 and under 14	46
(iv) Children 3 and under 6	5
(v) Infants 1 and under 3	2
(vi) Infants under 1 year	4
(b) Number of persons receiving additional "workers' rations"	371
(c) Number of persons receiving "heavy workers" rations	218

R. M. SAWYER.
Asst. Director for Finance & Admin.

Zone or Area French
Team Number 148
Assembly Center Camp Landeck
Location Austria - Tirol
Period Covered 1.-15.4.46
by Report
Date Submitted 16 th April

UNRRA AUSTRIAN MISSION SEMI - MONTHLY STATISTICAL REPORT

A. DISPLACED PERSONS

(1) Country of citizenship (nationality) arranged in the following groups: a. UNITED NATIONS b. EX-ENEMY COUNTRIES c. OTHER COUNTRIES d. SPECIAL CATEGORIES (Enter alphabetically within groups, in accordance with list on reverse side of page. Give group sub-totals.)	(2) No. in camp at beginning of period (brought forward from column 6 of pre- vious return.)	(3) Admitted during period			(4) Total repatriated from assem- bly centre for period	(5) Other Departures (note reasons) a. b. c.			(6) Total remaining at and of period (Add columns 2 and 3, and deduct columns 4 and 5.)
		New to Area or Land	From other assembly centres within Area or Land	From other sources in Area or Land					
GRAND TOTAL	3081	-	2	83	4	1	28	1	3132
A. Allied									
Mexicans	1	-	-	-	-	1	-	-	-
French	8	-	-	-	-	-	-	-	8
Poles	7	-	-	-	-	-	-	-	7
Soviets	6	-	-	2	4	-	-	-	4
Turks	273	-	-	1	-	-	-	1	273
Yugoslavs	2	-	-	-	-	-	-	-	2
	297	-	-	3	4	1	-	1	294
C. Special Categories									
Estonians	2	-	-	-	-	-	-	-	2
Latvians	7	-	-	-	-	-	-	-	7
Lithuanians	4	-	-	-	-	-	-	-	4
Stateless	100	-	-	3	-	-	2	-	101
Russ.f.Poland	1	-	-	-	-	-	-	-	-1
Ukrainians	2666	-	-	77	-	-	26	-	2717
White Russ.f.Pol.	-	-	1	-	-	-	-	-	1
	2780	-	1	80	-	-	28	-	2833
D. Ex-Enemies									
Bulgarians	1	-	-	-	-	-	-	-	1
Hungarians	1	-	1	-	-	-	-	-	2
Roumanians	2	-	-	-	-	-	-	-	2
	4	-	1	-	-	-	-	-	5

a/departures to other zones
b/to Camps in the same zone
c/without place of destination.

- (7) Total residing at end of period in assembly centre in which UNRRA is participating by age and sex:

(a)	(b)	(c)	(d)	(e)	(f)	(g)	(h)	(i)	(j)
Total	Males 45 and over	Females 45 and over	Males 18 and under 45	Females 18 and under 45	Males 14 and under 18	Females 14 and under 18	Children 6 and under 14	Children 1 and under 6	Infants under 1 years
<u>3132</u>	311	240	1048	826	85	82	208	255	77

- (8) Number registered at end of period receiving assistance but not shelter in assembly centre in which UNRRA is participating:

(a) TOTAL — (b) Food or other Material Assistance — (c) Tracing Bureau — (d) Other Sources —

B. PERSONNEL AT END OF PERIOD

- (1) Total number of UNRRA personnel (Class I) in assembly centre . . . 8
- (2) Total number of voluntary society personnel working under UNRRA agreements, i. e., UNRRA Class III personnel in assembly centre . . . —
- (3) Displaced Persons employed: 369
- (a) Paid by UNRRA - Class II*: —
- (i) working in assembly centre —
- (ii) working outside assembly centre (i. e., office, billet, mess) —
- (b) Paid by local government (Bürgermeister) 305
- (i) working in assembly centre —
- (ii) working in assembly centre's office, billet, mess, etc. 285
- (iii) working for Military authorities 20
- (c) Paid by other employers (with or without arrangement by UNRRA) 64
- (4) Local personnel (Austrians) employed: —
- (a) Paid by UNRRA - Class II* - and working in UNRRA establishments —
- (b) Paid by local government (Bürgermeister) and working in UNRRA establishments —

(* Class II personnel are those locally recruited and paid by UNRRA at local rates in local currency.

C. SPECIAL ITEMS

(1) Number of unaccompanied children: 9

(a) 6 and under 14 7


(b) under 6 2

(2) (a) Number of persons authorized to receive supplementary rations
at end of period for medical reasons: 146

(i)	(ii)	(iii)	(iv)	(v)	(vi)	(vii)
TOTAL	Males 14 and over	Females 14 and over	Children 6 and under 14	Children 3 and under 6	Infants 1 and under 3	Infants under 1 year
146	39	82	21	1	1	2

(b) Number of persons receiving additional workers' "rations" 80

(c) Number of persons receiving heavy workers' "rations" 20



10. NUTRITION. DIET COMPOSITION AND SUPPLEMENTARY RATIONS FOR SELECTED GROUPS. INCLUDING CHILDREN:

11. NUMBER OF DOCTORS, TRAINED NURSES, NURSE-AIDES, DENTISTS AND OTHER MEDICAL PERSONNEL SERVING IN UNRRA HOSPITALS, INFIRMARIES AND CLINICS:

(a) UNRRA		(b) DPs	
(i) doctors	<u>1</u>	(i) doctors	<u>5</u>
(ii) trained nurses	<u>1</u>	(ii) trained nurses	<u>2</u>
(iii) nurse aides		(iii) nurse aides	<u>4</u>
(iv) dentists		(iv) dentists	<u>2</u>
(v) others		(v) others	<u>4</u>

12. NUMBER OF DPS IN INFIRMARIES AND/OR HOSPITAL(S) ON LAST DAY OF MONTH: 9

(a) in assembly centre infirmary _____
 (b) in military or local hospital _____
 (c) in UNRRA DP hospital _____

13. TOTAL NUMBER OF PATIENT - DAYS IN UNRRA CAMP OR HOSPITAL DURING THE MONTH ¹⁾
150

14. TOTAL NUMBER OF CLINIC VISITS TO UNRRA CAMP CLINICS DURING THE MONTH ²⁾
415 /Dental visits: 420/

15. TOTAL NUMBER OF COMPLETED IMMUNIZATIONS UNDER UNRRA DIRECTION DURING THE MONTH 0.

16. TOTAL NUMBER OF CHILD HEALTH EXAMINATIONS DURING THE MONTH 125

17. OBSERVATIONS AND SUGGESTIONS - TO INCLUDE NOTE ON IMPORTANT DEFICIENCIES IN DRUGS AND EQUIPMENT

We need for the hospital and dispensary following items:

Alcohol: 5 lt.

White Paint: 50 kg.

Aprons for Doctors: 6

Aprons for Nurses: 8

Brooms: 8 /none available/

Brushes: 4 " "

Cleaning cloths: 10 /none available/

Moreover the hospital kitchen needs absolutely:

1 stewpan 1 lt.

1 " 2 "

1 frying pan small

1 " large

/ Above demands are a strict minimum only and are extremely urgent/

D.P. Acting Health Officer

J. Sherwa.
UNRRA Nurse

D. H. Mowat
UNRRA Medical Officer

¹⁾ Patient - days during month

A patient-day is that period of service rendered a patient between the census-taking hours of two successive days, the day of discharge being counted as a day of care only if the patient had been both admitted and discharged the same day. The American Hospital Association's instruction is as follows:

Formula for calculation for each calendar day: Midnight census plus number of admissions and births during the succeeding 24 hours, including in admissions the number of patients who were both admitted and discharged (or died) the same day. For patients both admitted and discharged between one daily census and another, a day of care is counted if the patient is admitted, occupies a hospital bed and has a hospital chart originated. Exclude stillbirths from all counts of patient-days.

²⁾ Clinic visits

An out-patient for whom a clinic visit should be counted is an individual registered for and receiving service in the clinic or dispensary who does not occupy a regular bed or bassinet in the hospital.

This report does not require a count of different individuals served, although the clinic administrator may wish to keep such a record for his own use.

A clinic visit is the occasion of treatment, diagnosis, immunisation or any other personal professional service to an out-patient in any subdivision of the clinic.

If the clinic, dispensary or out-patient department is organized in several departments or "clinics," such as a heart clinic or a maternity clinic, each of which keeps a record of patient visits, the clinic administrator may wish to keep a record for his own use of visits to the several departments. A report in such detail is not required on this form. The total number of clinic visits to be reported, therefore, may be either the sum of patient visits to several separate departments, or an unduplicated count of visits to the clinic as a whole if records are kept for such a count.

Zone or Area French
Team Number 199
Assembly Center Kufstein
Location Kufstein
Period Covered by Report 1.4-15.4.46
Date Submitted 17.4.46

UNRRA AUSTRIAN MISSION SEMI - MONTHLY STATISTICAL REPORT

A. DISPLACED PERSONS

(1) Country of citizenship (nationality) arranged in the following groups: a. UNITED NATIONS b. EX-ENEMY COUNTRIES c. OTHER COUNTRIES d. SPECIAL CATEGORIES (Enter alphabetically within groups, in accordance with list on reverse side of page. Give group sub-totals.)	(2) No. in camp at beginning of period (brought forward from column 6 of pre- vious return.)	(3) Admitted during period			(4) Total repatriated from assem- bly centre for period	(5) Other Departures (note reasons) auth una		(6) Total remaining at and of period (Add columns 2 and 3, and deduct columns 4 and 5.)
		New to Area or Land	From other assembly centres with in Area or Land	From other sources in Area or Land				
GRAND TOTAL	2178	15	16	64		30	10	2233
A. Albania	1							1
Czechoslovakia	62			1				63
France	1							1
Greece	15						2	13
Netherlands	-			4				4
Peru	-			2		2		-
Poland	1016	4	11	39		3		1067
USSR	3		1	1				5
Venezuela	3			2		2		3
Yugoslavia	267	8		2		2		275
	1368	12	12	51		9	2	1432
B. Hungary	7							7
Roumania	1					1		-
	8					1		7
C. Spain	4			1		3		2
Switzerland	1							1
Turkey	2							2
	7			1		3		5
D. Estonia	48			5		3		50
Italy	4	1		2				7
Latvia	64					2	5	57
Lithuania	114		2				1	115
Byelorussians	21							21
(from Poland)	21							21
Russian Emigrés	491	2	2	5		7	2	491
(ind. Stateless)	491	2	2	5		7	2	491
Volksdeutsche from	13					5		8
Czechoslovakia	13					5		8
Yugoslavia	40							40
	795	3	4	12		17	8	789

a. **United Nations Countries.**

Albania	El Salvador	Nicaragua
Australia	Ethiopia	Norway
Belgium	France	Panama
Bolivia	Greece	Paraguay
Brazil	Guatemala	Peru
Canada	Haiti	Philippines
Chile	Honduras	Poland
China	Iceland	South Africa
Columbia	India	Uruguay
Costa Rica	Iran	U. K.
Cuba	Iraq	U. S. A.
Czechoslovakia	Liberia	U. S. S. R. (To include Byelorussian and Ukrainian Soviet Socialist Republic's)
Denmark	Luxembourg	Venezuela
Dominican Republic	Mexico	Yugoslavia
Ecuador	Netherlands	
Egypt	New Zealand	

b. **Ex-Enemy Countries.**

Austria	Finland	Hungary	Roumania
Bulgaria	Germany	Japan	Siam

c. **Other Countries.**

Argentina	Portugal	Switzerland
Afghanistan	Spain	Syria
Eire	Saudi Arabia	Turkey
Lebanon	Sweden	

d. **Special Categories.**

Italy	Ukrainians (state domicile as of 3 September 1939)	Sudeten Germans
Estonia	Volksdeutsche (state country of domicile as of 3 September 1939)	Russian Emigrés (some-times called "White Russians")
Latvia		Stateless (either holding Nansen passports or unquestionably determined)
Lithuania		
Jews (list separately for each country of origin or specify if stateless)		

N. B. — Except for the "special categories", this classification is to be based on country of citizenship: i. e., a Norwegian is a person who claims citizenship in Norway, but a Norwegian who had become a naturalized citizen of the United States is to be classified as a citizen of the United States.

- (7) Total residing at end of period in assembly centre in which UNRRA is participating by age and sex:

(a)	(b)	(c)	(d)	(e)	(f)	(g)	(h)	(i)	(j)
Total	Males 45 and over	Females 45 and over	Males 18 and under 45	Females 18 and under 45	Males 14 and under 18	Females 14 and under 18	Children 6 and under 14	Children 1 and under 6	Infants under 1 years
2233	205	169	748	709	39	47	123	113	80

- (8) Number registered at end of period receiving assistance but not shelter in assembly centre in which UNRRA is participating:

(a) TOTAL no (b) Food or other Material Assistance (c) Tracing Bureau (d) Other Sources

B. PERSONNEL AT END OF PERIOD

- (1) Total number of UNRRA personnel (Class I) in assembly centre 12
- (2) Total number of voluntary society personnel working under UNRRA agreements, i. e., UNRRA Class III personnel in assembly centre no
- (3) Displaced Persons employed: 526
- (a) Paid by UNRRA - Class II*: no
- (i) working in assembly centre
- (ii) working outside assembly centre (i. e., office, billet, mess)
- (b) Paid by local government (Bürgermeister) 111
- (i) working in assembly centre {incl. administr.} 111
- (ii) working in assembly centre's office, billet, mess, etc.
- (iii) working for Military authorities
- (c) Paid by other employers (with or without arrangement by UNRRA) 53
- (4) Local personnel (Austrians) employed: 3
- (a) Paid by UNRRA - Class II* - and working in UNRRA establishments no
- (b) Paid by local government (Bürgermeister) and working in UNRRA establishments 3

(* Class II personnel are those locally recruited and paid by UNRRA at local rates in local currency.

C. SPECIAL ITEMS

(1) Number of unaccompanied children: 3

(a) 6 and under 14 3

(b) under 6 no

(2) (a) Number of persons authorized to receive supplementary rations
at end of period for medical reasons: 195

(i) TOTAL	(ii) Males 14 and over	(iii) Females 14 and over	(iv) Children 6 and under 14	(v) Children 3 and under 6	(vi) Infants 1 and under 3	(vii) Infants under 1 year
195	27	136	25	4	1	2

(b) Number of persons receiving additional workers' "rations" . . . 291

(c) Number of persons receiving heavy workers' "rations" 198

D. Squarida
Director

INCLUDING CHILDREN: 5 diff. diets for sick-people and supplements for nursing-mothers, pregnant women, children, reconvalescents, Tb-sick, etc. were continued in the last month. Elaboration of new nutrition for next period in view of food-shortage. Lack of vegetables. Quantity of potatoes not sufficient.

(a) UNRRA

(i) doctors 1

(ii) trained nurses 1

(iii) nurse aides _____

(iv) dentists _____

(v) others _____

(b) DP_s

(i)	doctors	5
(ii)	trained nurses	6
(iii)	nurse aides	3
(iv)	dentists	2
(v)	others	15

(a) in assembly centre infirmary camp infirmary-20
(b) in military or local hospital Kufstein 12, Innsbr.1, Wörgel 2, Zams 2, Hoch-Zirl 12,
(c) in UNRRA DP hospital Natters 5

290

940

7847

87

DRUGS AND EQUIPMENT Deficiencies in drugs as it is shown in old report namely: Antihypertonica, Anthelmintica, Cholagoga, Expectorantia, Sedativa, Hypertonica, Spasmolitica, Stomachica, Sulfamide.

UNRRA Nurse

UNRRA Medical Officer

A patient-day is that period of service rendered a patient between the census-taking hours of two successive days, the day of discharge being counted as a day of care only if the patient had been both admitted and discharged the same day. The American Hospital Association's instruction is as follows:

Formula for calculation for each calendar day: Midnight census plus number of admissions and births during the succeeding 24 hours, including in admissions the number of patients who were both admitted and discharged (or died) the same day. For patients both admitted and discharged between one daily census and another, a day of care is counted if the patient is admitted, occupies a hospital bed and has a hospital chart originated. Exclude stillbirths from all counts of patient-days.

An out-patient for whom a clinic visit should be counted is an individual registered for and receiving service in the clinic or dispensary who does not occupy a regular bed or bassinets in the hospital.

This report does not require a count of different individuals served, although the clinic administrator may wish to keep such a record for his own use.

A clinic visit is the occasion of treatment, diagnosis, immunisation or any other personal professional service to an out-patient in any subdivision of the clinic.

If the clinic, dispensary or out-patient department is organized in several departments or "clinics," such as a heart clinic or a maternity clinic, each of which keeps a record of patient visits, the clinic administrator may wish to keep a record for his own use of visits to the several departments. A report in such detail is not required on this form. The total number of clinic visits to be reported, therefore, may be either the sum of patient visits to several separate departments, or an unduplicated count of visits to the clinic as a whole if records are kept for such a count.

6th April 1946.

To : Chief of Mission, Vienna.
Attention: Miss Corinne Ingraham.

Subject: SEMI-MONTHLY STATISTICAL REPORT.

Attached please find our Semi-Monthly Statistical Report, in duplicate together with one copy each of the Monthly Statistical and Monthly Health Reports from our two Camps, Kufstein and Landeck.

ROLAND M. SAWYER.
Asst. Director for Finance and Administration.

French Zone
Zone or Area
Period Covered March 1946
by Report
Date 5 April 1946
Submitted

UNRRA AUSTRIAN MISSION SEMI-MONTHLY STATISTICAL REPORT

A. DISPLACED PERSONS

(1) Country of citizenship (nationality) arranged in the following groups: a. UNITED NATIONS b. EX-ENEMY COUNTRIES c. OTHER COUNTRIES d. SPECIAL CATEGORIES (Enter alphabetically by groups, in accordance with list on reverse side of page. Give group sub-totals.)	(2) DP Departures from Zone to date	(3) Total DPs remaining in Zone at end of period	(4) Total DPs residing at end of period in assembly centres in which UNRRA is participating
GRAND TOTAL			
a. <u>United Nations Countries</u>			
Albania			1
Czechoslovakia			62
France			9
Greece			15
Mexico			1
Poland			1,023
U.S.S.R.			9
Venezuela			3
Yugoslavia			269
b. <u>Ex-Enemy Countries</u>			
Bulgaria			1
Hungary			8
Romania			3
c. <u>Other Countries</u>			
Spain			4
Switzerland			1
Turkey			275
d. <u>Special Categories</u>			
Estonia			50
Italy			4
Latvia			71
Lithuania			118
Ukraine			2,666
Volksdeutsche (Czechoslovak)			13
" (Yugoslav)			40
Russian Emigres (White Russ.)			21
Russian from Poland			1
Stateless			591
GRAND TOTAL			<u>5,259</u>

a. **United Nations Countries.**

Albania	El Salvador	Nicaragua
Australia	Ethiopia	Norway
Belgium	France	Panama
Bolivia	Greece	Paraguay
Brazil	Guatemala	Peru
Canada	Haiti	Philippines
Chile	Honduras	Poland
China	Iceland	South Africa
Columbia	India	Uruguay
Costa Rica	Iran	U. K.
Cuba	Iraq	U. S. A.
Czechoslovakia	Liberia	U. S. S. R. (To include Byelorussian and Ukrainian Soviet Socialist Republic's)
Denmark	Luxembourg	Venezuela
Dominican Republic	Mexico	Yugoslavia
Ecuador	Netherlands	
Egypt	New Zealand	

b. **Ex-Enemy Countries.**

Austria	Finland	Hungary	Roumania
Bulgaria	Germany	Japan	Siam

c. **Other Countries.**

Argentina	Portugal	Switzerland
Afghanistan	Spain	Syria
Eire	Saudi Arabia	Turkey
Lebanon	Sweden	

d. **Special Categories.**

Italy	Ukrainians (state domicile as of 3 September 1939)	Sudeten Germans
Estonia	Volksdeutsche (state country of domicile as of 3 September 1939)	Russian Emigrés (some-times called "White Russians")
Latvia		Stateless (either holding Nansen passports or unquestionably determined)
Lithuania		
Jews (list separately for each country of origin or specify if stateless)		

N. B. — Except for the "special categories", this classification is to be based on country of citizenship: i.e., a Norwegian is a person who claims citizenship in Norway, but a Norwegian who had become a naturalized citizen of the United States is to be classified as a citizen of the United States.

(5) Total residing at end of period in assembly centres in which UNRRA is participating by age and sex:

(a) TOTAL

(b) Males 45 and over

(c) Females 45 and over

(d) Males 18 and under 45

(e) Females 18 and under 45

(f) Males 14 and under 18

(g) Females 14 and under 18

(h) Children 6 and under 14

(i) Children 1 and under 6

(j) Infants under 1 year

(6) Number registered at end of period receiving assistance but not shelter in assembly centres in which UNRRA is participating:

(a) TOTAL

(b) Food or other material assistance

(c) Tracing service

(d) Other services

Total	Area I	Area II	Land Kärnten	Land Steiermark
5,259				
518				
405				
1,753				
1,516				
114				
122				
327				
357				
147				
-				
-				
-				
-				

B. ASSEMBLY CENTER ADMINISTRATION

(1) Total number of assembly centres in the Zone:

(a) administered by UNRRA

(b) administered by Military:

(1) assisted by UNRRA

(2) assisted by voluntary societies under UNRRA agreements

(3) other (Military only, i. e., on participation by UNRRA or voluntary societies under UNRRA agreements)

4				
2				
2				

C. PERSONNEL AT END OF PERIOD

	Total	Area I	Area II	Land Kärnten	Land Steiermark
(1) Total number of UNRRA personnel (Class I) in Zone:	45				
(a) in assembly centres	22				
(b) at Area or Land Headquarters	6				
(c) in Tracing Bureau at Zone Headquarters	2				
(d) others at Zone Headquarters	15				
(2) Total of voluntary society personnel working under UNRRA agreements, i. e., UNRRA Class III employees in Zone:					
(a) in assembly centres					
(b) at Area or Land Headquarters					
(c) in Tracing Bureau at Zone Headquarters					
(d) others at Zone Headquarters					
(3) Displaced persons employed:	517				
(a) Paid by UNRRA - Class II* - and working:					
(i) in assembly centres					
(ii) outside assembly centres (i. e., offices, billets, messes)					
(iii) at Area or Land Headquarters (including offices, billets, messes)					
(iv) in Tracing Bureau at Zone Headquarters					
(v) others at Zone Headquarters (including offices, billets, messes)					
(b) Paid by local Government (Bürgermeister) and working:	517				
(i) in assembly centres	501				
(ii) in assembly centres' offices, billets, messes, etc.	4				
(iii) for Military authorities	12				

*) Class II persons are those locally recruited and paid by UNRRA at local rates in local currency.

	Total	Area I	Area II	Land Kärnten	Land Steiermark
(ii) at Area or Land Headquarters (including billets, messes, etc.)					
(iii) in Tracing Bureau at Zone Headquarters					
(iv) others at Zone Headquarters (including billets, messes, etc.)					
(c) Paid by other employers (with or without arrangement by UNRRA					
(4) Local personnel (Austrians) employed:					
(a) Paid by UNRRA - Class II* - and working:					
(i) in assembly centres					
(ii) outside assembly centres (i. e., offices, billets, messes)					
(iii) at Area or Land Headquarters (including offices, billets, messes)					
(iv) in Tracing Bureau at Zone Headquarters					
(v) others at Zone Headquarters (including offices, billets, messes)					
(b) Paid by local Government, (Bürgermeister) and working:					
(i) in assembly centres					
(ii) in assembly centres' offices, billets, messes, etc.					
(iii) at Area or Land Headquarters (including billets, messes, etc.)					
(iv) in Tracing Bureau at Zone Headquarters					
(v) others at Zone Headquarters (including billets, messes, etc.)					

*) Class II personnel are those locally recruited and paid by UNRRA at local rates in local currency.

D. HEALTH

- (1) Total number of DPs in infirmaries and/or hospital(s) on last day of month:
- (a) in assembly centre infirmaries
- (b) in military or local hospitals
- (c) in UNRRA DP hospitals

Total	Area I	Area II	Land Kärnten	Land Steiermark
63				
27				
35				
1 (Salzburg)				
651				
2,459				
2				

- (2) Total number of patient days in UNRRA operated infirmaries and hospitals during this month

- (3) Total number of clinic visits to UNRRA operated clinics, infirmaries and hospitals during this month

- (4) Number of UNRRA operated assembly centres or other UNRRA operated institutions in which services reported in items (2) and (3) above were provided this month

- (5) Number of doctors, trained nurses, nurse-aides, dentists and other medical personnel serving in UNRRA clinics, infirmaries and hospitals:

(a) UNRRA

- (i) doctors 2
- (ii) trained nurses 2
- (iii) nurse aides
- (iv) dentists
- (v) others

(b) Displaced Persons

- (i) doctors 13
- (ii) trained nurses 6
- (iii) nurse aides 5
- (iv) dentists 4
- (v) others 3

- (6) Total number of completed immunizations under UNRRA direction during this month . .

1530				
401				

- (7) Total number of child health examinations during this month under UNRRA direction . .

E. SPECIAL ITEMS.

	Total
(1) Number of unaccompanied children	12
(a) 6 and under 14	9
(b) under 6	3
(2) (a) Number of persons authorized to receive supplementary rations at end of period for medical reasons	262
(i) Males 14 and over	46
(ii) Females 14 and over	169
(iii) Children 6 and under 14	26
(iv) Children 3 and under 6	11
(v) Infants 1 and under 3	6
(vi) Infants under 1 year	4
(b) Number of persons receiving additional "workers' Rations"	398
(c) Number of persons receiving "heavy workers' rations"	128

Page 6
on worksheet.

Zone or Area French Zone
Period Covered by Report March 1946
Date Submitted 5 April 1946

UNRRA AUSTRIAN MISSION SEMI-MONTHLY STATISTICAL REPORT

A. DISPLACED PERSONS

(1) Country of citizenship (nationality) arranged in the following groups: a. UNITED NATIONS b. EX-ENEMY COUNTRIES c. OTHER COUNTRIES d. SPECIAL CATEGORIES (Enter alphabetically by groups, in accordance with list on reverse side of page. Give group sub-totals.)	(2) DP Departures from Zone to date	(3) Total DPs remaining in Zone at end of period	(4) Total DPs residing at end of period in assembly centres in which UNRRA is participating
GRAND TOTAL			
a. <u>United Nations Countries</u>			
Albania			1
Czechoslovakia			62
France			9
Greece			15
Mexico			1
Poland			1,023
U.S.S.R.			9
Venezuela			3
Yugoslavia			269
b. <u>Ex-Enemy Countries</u>			
Bulgaria			1
Hungary			8
Romania			3
c. <u>Other Countries</u>			
Spain			4
Switzerland			1
Turkey			275
d. <u>Special Categories</u>			
Estonia			50
Italy			4
Latvia			71
Lithuania			118
Ukraine			2,666
Volksdeutsche (Czechoslovak)			13
" (Yugoslav)			40
Russian Emigres (White Russ.)			21
Russian from Poland			1
Stateless			591
GRAND TOTAL			<u>5,259</u>

a. **United Nations Countries.**

Albania	El Salvador	Nicaragua
Australia	Ethiopia	Norway
Belgium	France	Panama
Bolivia	Greece	Paraguay
Brazil	Guatemala	Peru
Canada	Haiti	Philippines
Chile	Honduras	Poland
China	Iceland	South Africa
Columbia	India	Uruguay
Costa Rica	Iran	U. K.
Cuba	Iraq	U. S. A.
Czechoslovakia	Liberia	U. S. S. R. (To include Byelorussian and Ukrainian Soviet Socialist Republic's)
Denmark	Luxembourg	Venezuela
Dominican Republic	Mexico	Yugoslavia
Ecuador	Netherlands	
Egypt	New Zealand	

b. **Ex-Enemy Countries.**

Austria	Finland	Hungary	Roumania
Bulgaria	Germany	Japan	Siam

c. **Other Countries.**

Argentina	Portugal	Switzerland
Afghanistan	Spain	Syria
Eire	Saudi Arabia	Turkey
Lebanon	Sweden	

d. **Special Categories.**

Italy	Ukrainians (state domicile as of 3 September 1939)	Sudeten Germans
Estonia	Volksdeutsche (state country of domicile as of 3 September 1939)	Russian Emigrés (some-times called "White Russians")
Latvia		Stateless (either holding Nansen passports or unquestionably determined)
Lithuania		
Jews (list separately for each country of origin or specify if stateless)		

N. B. — Except for the "special categories", this classification is to be based on country of citizenship: i. e., a Norwegian is a person who claims citizenship in Norway, but a Norwegian who had become a naturalized citizen of the United States is to be classified as a citizen of the United States.

(5) Total residing at end of period in assembly centres in which UNRRA is participating by age and sex:

(a) TOTAL

(b) Males 45 and over

(c) Females 45 and over

(d) Males 18 and under 45

(e) Females 18 and under 45

(f) Males 14 and under 18

(g) Females 14 and under 18

(h) Children 6 and under 14

(i) Children 1 and under 6

(j) Infants under 1 year

(6) Number registered at end of period receiving assistance but not shelter in assembly centres in which UNRRA is participating:

(a) TOTAL

(b) Food or other material assistance

(c) Tracing service

(d) Other services

Total	Area I	Area II	Land Kärnten	Land Steiermark
5,259				
518				
405				
1,753				
1,516				
114				
122				
327				
357				
147				
-				
-				
-				
-				

B. ASSEMBLY CENTER ADMINISTRATION

(1) Total number of assembly centres in the Zone:

(a) administered by UNRRA

(b) administered by Military:

(1) assisted by UNRRA

(2) assisted by voluntary societies under UNRRA agreements

(3) other (Military only, i. e., on participation by UNRRA or voluntary societies under UNRRA agreements)

4				
2				
2				

C. PERSONNEL AT END OF PERIOD

	Total	Area I	Area II	Land Kärnten	Land Steiermark
(1) Total number of UNRRA personnel (Class I) in Zone:					
(a) in assembly centres	45				
(b) at Area or Land Headquarters	22				
(c) in Tracing Bureau at Zone Headquarters	6				
(d) others at Zone Headquarters	2				
(2) Total of voluntary society personnel working under UNRRA agreements, i. e., UNRRA Class III employees in Zone:	15				
(a) in assembly centres					
(b) at Area or Land Headquarters					
(c) in Tracing Bureau at Zone Headquarters					
(d) others at Zone Headquarters					
(3) Displaced persons employed:					
(a) Paid by UNRRA - Class II* - and working:	57				
(i) in assembly centres					
(ii) outside assembly centres (i. e., offices, billets, messes)					
(iii) at Area or Land Headquarters (including offices, billets, messes)					
(iv) in Tracing Bureau at Zone Headquarters					
(v) others at Zone Headquarters (including offices, billets, messes)					
(b) Paid by local Government (Bürgermeister) and working:	517				
(i) in assembly centres	501				
(ii) in assembly centres' offices, billets, messes, etc.	4				
(iii) for Military authorities	12				

*) Class II persons are those locally recruited and paid by UNRRA at local rates in local currency.

	Total	Area I	Area II	Land Kärnten	Land Steiermark
(ii) at Area or Land Headquarters (including billets, messes, etc.)					
(iii) in Tracing Bureau at Zone Headquarters					
(iv) others at Zone Headquarters (including billets, messes, etc.)					
(c) Paid by other employers (with or without arrangement by UNRRA	44				
(4) Local personnel (Austrians) employed:					
(a) Paid by UNRRA - Class II* - and working:					
(i) in assembly centres					
(ii) outside assembly centres (i. e., offices, billets, messes)					
(iii) at Area or Land Headquarters (including offices, billets, messes)					
(iv) in Tracing Bureau at Zone Headquarters					
(v) others at Zone Headquarters (including offices, billets, messes)					
(b) Paid by local Government, (Bürgermeister) and working:					
(i) in assembly centres					
(ii) in assembly centres' offices, billets, messes, etc.					
(iii) at Area or Land Headquarters (including billets, messes, etc.)					
(iv) in Tracing Bureau at Zone Headquarters					
(v) others at Zone Headquarters (including billets, messes, etc.)					

*) Class II personnel are those locally recruited and paid by UNRRA at local rates in local currency.

E. SPECIAL ITEMS

	Total	Area I	Area II	Land Kärnten	Land Steiermark
(1) Number of unaccompanied children:	12				
(a) 6 and under 14	9				
(b) under 6	3				
(2) (a) Number of persons authorized to receive supplementary rations at end of period for medical reasons:	262				
(i) Males 14 and over	46				
(ii) Females 14 and over	169				
(iii) Children 6 and under 14	26				
(iv) Children 3 and under 6	11				
(v) Infants 1 and under 3	6				
(vi) Infants under 1 year	4				
(b) Number of persons receiving additional workers' "rations":	398				
(c) Number of persons receiving heavy wor- kers' "rations":	128				

Director

No. 52

FROM UNRRA VIENNA TO UNRRA INNSBRUCK

REFERENCE YOUR MSR/27 PARA A(6) PLEASE SIGNAL OR PHONE MISS INGRAHAM
EXTENSION 95 EXPLANATION 13,000 RECEIVING OUT OF CAMP RELIEF OTHER THAN
CLOTHING ASSISTANCE TO 600.

Handled with by Mr. Burns.

24 11662 021945H
13

CYT1 V CWT 1 NR 3904/SC -P-

FROM- UNRRA VIENNE 021820B TO - UNRRA JUPITER

- BT NR 40/UNRRA -- WOULD APPRECIATE// APPRECIATE RECEIVING MSR-2/Z
AND ACH YOUR TWO TEAMS MONDAY AT LATEST -

- BT 021820B - FL-

REGULATEUR MESSAGES C. O. F. A.	
No. 11662	Recu a 02/2050B
EXPEDITEUR	No. 40/UNRRA
	heure de depot 02/1820B

6th April 1946.

To: Team Directors - Kufstein Camp.
Landeck Camp.

Subject: SEMI-MONTHLY STATISTICAL REPORT.

Enclosed herewith are a number of blank forms to be used for your Semi-Monthly Statistical Report. Please see that 3 copies of this Report reach this office not later than the 3rd and the 18th of each month.

Pinned to these forms you will find page 3 taken from the Monthly Health Report, which please fill in in order to give us the figures we need for the compiling of our Semi-Monthly Statistical Report. It will not be necessary, for this purpose, to furnish us with the information contained on pages 1 and 2 of the Monthly Health Report.

ROLAND M. SAWYER.
Asst. Director for Finance and Administration.

UNITED NATIONS RELIEF AND REHABILITATION ADMINISTRATION
AUSTRIAN MISSION
CENTRAL HEADQUARTERS
VIENNA, AUSTRIA

28 March 1946

16 SCHWARZENBERGPLATZ
TELEPHONE: U 46 5 60

Miss Jeanette Avery-Clark, Admin. Asst.
UNRRA Headquarters
Innsbruck, Austria

Dear Mrs. Clark:

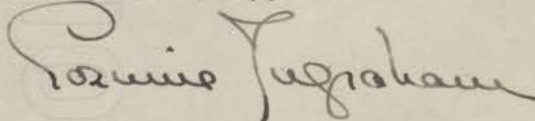
Enclosed are newly printed copies of Forms MSR-2/Z, MSR-2/AC and MSR-2/ACH which have been slightly revised. As these are sufficient for only one month's reports, additional copies will be sent you as soon as the printer completes them.

It is absolutely essential that our report to London leave here by the 10th of each month, to insure its arrival on the 20th, the deadline date. That means we shall have to have our Zone reports in Vienna on the 7th and 22nd of each month in conformance with Administrative Order No. 42, copy of which is attached. You have been extremely cooperative in completing and forwarding the reports from your Zone and it is much appreciated. However, to make the deadline date, we shall have to have them sooner. Would you please, therefore, see that they are sent from Innsbruck in time to insure their arrival here on the 7th and 22nd.

I have tried repeatedly to reach you on the phone respecting your answer to C.3.a on Class II D.P.s employed in 28th February report. From what information the Personnel Department gives us here, there are no Class II employees outside the Vienna Area. Possibly the term "Class II," meaning personnel locally recruited and paid by UNRRA at local rates in local currency, was misinterpreted. The revised forms should clarify this and other ambiguous terminology.

If I may be of any assistance to you, please call upon me. Meanwhile, do let us have your reports by the 7th.

Very sincerely,



Corinne Ingraham
Reports Officer

CI:LS

U.N.R.R.A.
AUSTRIAN MISSION

Subject: Narrative and Statistical
Reports.

Admin. Order No.42

Series: Austrian Mission

VIENNA, January 21, 1946

I. PURPOSE

Narrative and Statistical reports from the Chief of the Austrian Mission, are required by Washington and E.R.O. in order to provide information for the development of general policy, program evaluation and public reports on UNRRA operations. This order supersedes Letter of BMC/JB 233, Subject: Reports, dated 29th November 1945.

This Administrative order and the forms attached were developed by a working party consisting of team, area, zone, and Central Headquarters representatives who, starting with UNRRA European Regional Office reporting requirements, added those items which were common to the reporting requirements of the three military elements, and the other items that operating experience seemed to require. It shall be the responsibility of the Zone Directors working through area and team directors, to eliminate insofar as is possible all other recurring UNRRA reporting forms and reports now in use as rapidly as possible. Every effort will be made by this Headquarters to keep one-time reporting requirements to a minimum. Zone Directors are instructed to adhere to this same policy.

Narrative reports will be submitted monthly and statistical reports fortnightly. In order that reports are uniform and received promptly and expeditiously, the following procedure will be adopted.

II. NARRATIVE REPORTS

(Narrative reports are not intended to be action documents.

Specific problems requiring attention and action from a higher level should be handled through use of memoranda.)

1. Requirements from Teams: Four copies of Narrative Reports compiled by team directors for 30/31st of each month and based on the headings stated in para.3(d), must reach Area Headquarters by 1700 hours on the 2nd day of the succeeding month, except in the French Zone, where they will be forwarded directly to Zone Headquarters by 17 00 hours on the 3rd day of the succeeding month.

2. Requirements from Area: Three copies of Narrative Reports received from team directors will be submitted to reach Zone Headquarters by 1700 hours on the 3rd day of each month. Area directors(except in the French Zone) will also submit at the same time three copies of an independent report of Area activities not covered by the team directors' reports.

3. Requirements from Zones:

Zone Directors will submit to Central Headquarters by 1700 hours on the 7th day of each month.

- a. One copy of each Narrative Report received from Team Directors.
- b. One copy of the independent report received from Area Directors (except in the French Zone).
- c. One copy of an independent report from each departmental head of the Zone Headquarters.
- d. One copy of a summary report which will be an overall, integrated report of the zone. The report shall consist of (1) a concise summary of important problems not yet solved; important targets set for the zones during the succeeding period; (2) a concise summary of results of the zones operations during the period ended by the report which shall include the following topics:

1. Relations with the military and other agencies (if any).
2. Major results and developments including special problems concerning displaced persons such as housing, food, clothing, fuel, registration, repatriation, health, sanitary conditions, Welfare Services and programs, education, equipment, voluntary agency matters.

3. Organisation and Administration:

- (a) Major organisational changes.
- (b) Personnel requirements and problems.
- (c) Problems involving morale, PX, allowances.
- (d) Internal administrative problems, such as communications, staff transport, supplies, billets, equipment.

III. STATISTICAL REPORTS.

Requirements from Teams: Four copies (in the French Zone three) of the statistical Report (MSR-2/AC) compiled by the team directors for the 15th and 30/31st of the month will be forwarded to Area Headquarters by 1700 hours on the 17th and 2nd day of each month respectively, except in the French Zone where it will be forwarded directly to Zone Headquarters

Requirements from Areas: The Area Director (in the British and American Zones) will retain one copy and forward three copies of statistical report (MSR-2/AC) received from each Team Director to Zone Headquarters on the 18th and 3rd days of the month respectively.

Requirements from Zones: On receipt of the statistical Report (MSR-2/AC) from Areas (in the French Zone from the Team Directors), Zones will collate the data contained therein, together with corresponding information received from military sources in respect to the remainder of the DPs in the Zone. Two copies of the resulting consolidated statistical report (MSR-2/Z) together with one copy of each of the MSR-2/AC reports from each of the team directors, should be forwarded to reach Central HQ by 1700 hours on the 22nd and 7th days of each month respectively.

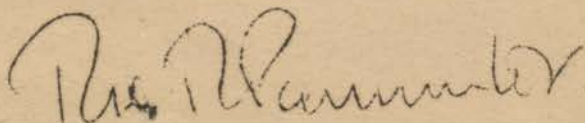
It will be the responsibility of Zone Directors to institute adequate courier service to ensure that this timetable is strictly adhered to.

IV. MONTHLY STATISTICAL HEALTH REPORTS

Four copies (in the French Zone three) of the Monthly Statistical Health Report, MSR-2ACH, will be compiled by Team Medical Officers and forwarded to Area Headquarters by 1700 hours on the 2nd day of each month, except in the French Zone where it will be forwarded to Zone Headquarters. The Area Director (except in the French Zone) will retain one for his own use and forward three copies of such report to Zone Headquarters by 1700 hours on the 3rd day of the month. Zones will forward one copy of the report to reach Central Headquarters by 1700 hours on the 7th day of the month.

V. DISTRIBUTION

It shall be the responsibility of the Zone directors to distribute this administrative order to Area and Team Directors in time for reports to be prepared in accordance with these instructions for the 31st January. Additional supplies of the attached forms may be ordered from this Headquarters.



R.H.R. PARMINTER, Brigadier,
Chief, AUSTRIAN MISSION.

UNITED NATIONS RELIEF AND REHABILITATION ADMINISTRATION
AUSTRIAN OPERATION

Vienna 29 Nov. 1945

SUBJECT: Reports.

TO: Director, U.N.R.R.A. American Zone, Salzburg.
Director, U.N.R.R.A. British Zone, Klagenfurt.
Director, U.N.R.R.A. French Zone, Innsbruck. ✓

1. On 4th October 1945 a letter was sent out from this Headquarters, stating that ERO had asked for two kinds of reports:-

- (1) A Narrative Report to be submitted monthly,
- (2) A Statistical Report to be submitted fourthnightly.

2. Although I am well aware of both your stenographic difficulties, as well as communication, I wish to remind you each, again, of the importance of these reports, not only to ERO, but also to this Headquarters, in the development of general policy, program evaluation and public reports on UNRRA Operations. The value of these reports is lost, unless they are forwarded to this Headquarters by the date stated in the above letter, namely, the 21st for the Statistical Report for the first two weeks of the month, and the 7th of the following month, for the Narrative and Statistical Report, up to and including the last day of the month.

3. The Statistical report for each Zone, will be made up at Zone Headquarters on form MSR2 (Monthly Statistical Report).

4. This report will be compiled from camp reports of the team directors, each director submitting to each Area Director in American and British Zones a Statistical report on forms ACL/a, ACL/b and ACL/c. They will in turn make their composite reports on the same forms. In the French Zone, the team directors will submit their reports directly to the Zone Director.

5. Although I understand copies of MSR2 and ACL/a, ACL/b and ACL/c have been sent to you each for distribution to your teams, since MSR2 has been altered by recent order of ERO, I am forwarding both new MSR2 and the necessarily amended ACL forms for distribution to your team directors.

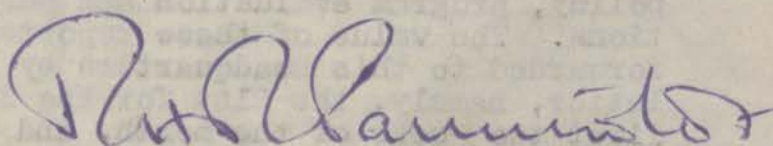
6. It is most important that these forms be followed, as written, in order that reports for this Operation will become standardized; that each team, area as well as Zone director sign his Statistical Reports; that items listed on these forms for which you have no data so state; that items which may not apply to a team, area or Zone director are noted as "non-applicable"; and most important of all, that you forward your reports to this Headquarters when asked for.

7. An Administrative Order outlining the procedure on reporting will soon be forthcoming. However, on no account, let the issuing of such order or the receipt of the new MSR2 or ACL forms delay your report.

VOLUME 10, NO. 1

8. Narrative Reports will, of course, be made out at the end of each month by team and area directors. (American and British Zones). Duplicate copies will be forwarded on to the Zone directors. In the case of the French Zone Narrative Reports of the team directors will be forwarded directly to the Zone Director. Such reports are expected to be used in compiling the overall Narrative Report of the Zone. The Zone directors should then forward copies of the team, area and their own Narrative Reports on to this Headquarters. Statistical Reports for the last two weeks of the month will accompany the Narrative Report of the Zone Directors.

9. Mr. Benjamin M. Carosso, has been appointed Reports Officer of this Headquarters, and all reports, communications and inquiries concerning same should be addressed this Headquarters for his attention.



R.H.R. PARMINTER, Brigadier
Director-in-Chief,
Austrian Operation

EMC/JV

U.N.R.R.A.
AUSTRIA OPERATION

ZONE _____

AREA _____

ASSEMBLY CENTER _____ TEAM NO _____

HEADINGS FOR THE NARRATIVE REPORT

1. Important activities in the Camp/Area/Zone since last report was submitted.
(This should include a concise summary of the teams/area/Zone's operation, activities of DP's, visitors, etc.)
2. Unsolved Problems.
(A concise summary of any important problems not yet solved.)
3. Supplies & Distribution.
 - a. Food situation.
 - b. Clothing situation.
 - c. Fuel situation.
4. Housing Condition.
 - a. Adequacy.
 - b. Crowding.
 - c. Maintenance and care.
 - d. Sanitation.
5. Targets for the month.
(This should include a short plan of the proposed operations for the next month.)
6. Relationship with the Military authorities and other agencies
7. Welfare.
(A short summary of Services program: kinds of groups given service, nature of the service, extent to which service meets need. Self help programs and achievements.
8. Servicing DP's - Problems encountered in:
Registration
Repatriation
Transportation.
9. Health. Brief summary of general health condition.
10. Internal Administration
 - a. Personnel. List by name, status and location.
 - b. Communications.
 - c. Transport of staff.
 - d. Supplies, billete and equipment for staff.

If there is no information available for a heading or nothing new to report, this should be so stated. Additional important information not covered by the above headings should be recorded as final paragraph.

Zone French
Land or Area Austria
Team Number 199
Assembly Centre Kufstein
Location Kufstein
Period Covered 15.6. - 30.6.
by Report
Date Submitted 1.7.46.

Semi - **MONTHLY STATISTICAL REPORT**

A. DISPLACED PERSONS

(1) Country of citizenship (nationality) arranged in following groups: a. UNITED NATIONS b. SPECIAL CATEGORIES c. OTHER COUNTRIES d. EX-ENEMY COUNTRIES (Enter alphabetically within groups in accordance with list on following page)	(2) No. in Assem- bly Centres at beginning of period (Column 5 of previous return)	(3) Admissions during period						(4) Departures during period						(5) TOTAL remaining at end of period (Add columns (2) and (3) (f) and deduct column (4) (f))
		(a) From outside Area or Zone	(b) From other UNRRA Assembly Centres in Area Zone	(c) From Assembly Centres adminis- tered by Military alone in Area or Zone	(d) From other Sources in Area or Zone	(e) TOTAL new to UNRRA care (Sum of (a), (c) and (d))	(f) TOTAL admitted to Assembly Centre (Sum of (a), (b), (c) and (d))	(a) Leaving Assembly Centre for repatri- ation	(b) Leaving Assembly Centre for resettle- ment (under officially sponsored emigra- tion schemes)	(c) Leaving for other UNRRA Assembly Centres	(d) Leaving for other reasons	(e) TOTAL leaving UNRRA care (Sum of (a), (b) and (d))	(f) TOTAL leaving Assembly Centre (Sum of (a), (b) (c) and (d))	
GRAND TOTAL	2418	6	15	19	13	38	53	18	-	-	106	18	124	2347
Breakdown as of previous return.														
A. Albania	1	-	-	-	-	-	-	-	-	-	-	-	-	1
Czechoslovak	35	-	-	-	1	1	1	-	-	-	5	-	5	31
Greece.	1	1	-	17	-	18	18	16	-	-	1	16	17	2
Poland.	1342	2	13	1	8	11	24	-	-	-	69	-	69	1297
Turkey.	2	-	-	-	-	-	-	-	-	-	-	-	-	2
U. S. A.	-	-	-	-	1	1	1	-	-	-	-	-	-	1
U.S.S.R.	2	-	-	-	-	-	-	-	-	-	-	-	-	2
Venezuela.	3	-	-	-	-	-	-	-	-	-	-	-	-	3
Yugoslavia.	272	2	-	-	-	2	2	-	-	-	9	-	9	265
B. Italy.	8	-	-	-	-	-	-	-	-	-	1	-	1	7
Estonia.	47	1	-	-	-	1	1	-	-	-	3	-	3	45
Latvia.	58	-	-	-	-	-	-	-	-	-	-	-	-	58
Lithuania.	103	-	2	-	-	-	2	-	-	-	1	-	1	104
Russian Emg	541	-	-	1	3	4	4	2	-	-	16	2	18	527
C. Spain.	2	-	-	-	-	-	-	-	-	-	1	-	1	1
Switzerland.	1	-	-	-	-	-	-	-	-	-	-	-	-	1
Revised Breakdown. (according statements of commissions and new UNRRA classification).														
A. Albania.														1
Czechosl.														32
Greece														2
Poland.														1322
Turkey.														2
U. S. A.														1
U.S.S.R.														4
Venezuela.														3
Jugoslavia.														119
B. Italy.														7
Estonia.														45
Latvia.														55
Lithuania.														105
V.D. (Yugos)														84
Citizenship not yet determined. (group 1)														536
C. Spain.														1
Switzerland.														1
D. Hungary.														27

* See attached breakdown.

a. **United Nations Countries.**

Albania	Ethiopia	Panama
Australia	France	Paraguay
Belgium	Greece	Peru
Bolivia	Guatemala	Philippines
Brazil	Haiti	Poland (To include former residents of geographical areas as of August 1939)
Canada	Honduras	South Africa
Chile	Iceland	Turkey
China	India	U. K.
Colombia	Iran	U. S. A.
Costa Rica	Iraq	U. S. S. R. (To include Byelorussian and Ukrainian Soviet Socialist Republics)
Cuba	Liberia	Venezuela
Czechoslovakia	Luxembourg	Yugoslavia
Denmark	Mexico	
Dominican Republic	Netherlands	
Ecuador	New Zealand	
Egypt	Nicaragua	
El Salvador	Norway	

b. **Special Categories.**

Italy	Stateless (only those holding Nansen passports or unquestionably determined by a competent authority such as Inter-Governmental Committee for Refugees. Otherwise report as "Citizenship Not Yet Determined").	2. Persons who neither hold Nansen passports, nor have been determined as stateless by a competent authority, i. e. Inter-Governmental Committee for Refugees.
Esthonia		
Latvia	Citizenship Not Yet Determined (should be broken down as follows): 1. Russian Emigres who are not citizens of USSR, nor hold Nansen passports.	3. Unclassified. Every effort should be made to classify more specifically and in cases where this is not possible, list here with what detail is possible.)
Lithuania		
Jews (list separately for each country of origin or specify if stateless).		
Volksdeutsche (state country of domicile as of 3 September 1939).		

c. **Other Countries.**

Argentina	Lebanon	Saudi Arabia	Switzerland
Afghanistan	Portugal	Sweden	Syria
Eire	Spain		

d. **Ex-Enemy Countries.**

Austria	Finland	Hungary	Roumania
Bulgaria	Germany	Japan	Siam

- Notes: 1. Except for the "special categories", this classification is to be based on **country of citizenship**: i. e., a Norwegian is a person who claims citizenship in Norway, but a Norwegian who had become a naturalized citizen of the United States is to be classified as a citizen of the United States.
2. **Ukrainians** should be classified **only** according to their known legal citizenship, e. g., Czechoslovakia, Poland, U. S. S. R., Hungary, Roumania. Where such determination cannot be made, report as "Citizenship Not Yet Determined".
3. **Sudeten Germans** should be reported as Germans.
4. **Russian Emigres.** Persons formerly reported as such are to be reported either as citizens of USSR, or if they hold Nansen passports, as "Stateless", or if neither term is applicable, as "Citizenship Not Yet Determined".

A (4) (b) Total leaving Assembly Centre for Resettlement (under officially sponsored **emigration** schemes).

[illegible]

A (6) Total residing at end of period in assembly centre in which UNRRA is participating by age and sex:

(a)	(b)	(c)	(d)	(e)	(f)	(g)	(h)	(i)	(j)	(k)
Nationality 1/	TOTAL 2/	Males 45 and over	Females 45 and over	Males 18 and under 45	Females 18 and under 45	Males 14 and under 18	Females 14 and under 18	Children 6 and under 14	Children 1 and under 6	Infants under 1 year
GRAND TOTAL	2347	229	177	739	723	51	49	133	129	117
A.										
Albania.	1	1	-	-	-	-	-	-	-	-
Czechoslov.	32	3	4	6	12	-	-	4	2	1
Greece.	2	1	-	-	1	-	-	-	-	-
Poland.	1322	80	60	478	456	20	19	56	67	86
Turkey.	2	1	-	-	1	-	-	-	-	-
U. S. A.	1	1	-	-	-	-	-	-	-	-
U.S.S.R.	4	-	-	-	2	-	-	-	1	1
Venezuela.	3	-	-	1	1	-	-	1	-	-
Yugoslavia.	119	3	1	75	18	5	7	1	5	4
B.										
Italy.	7	-	-	2	2					3
Estonia.	45	4	7	5	20	1	-	2	5	1
Latvia.	55	6	12	11	16	1	-	5	3	1
Lithuania.	105	6	12	46	25	-	-	5	7	4
Volksd. (yugl)	84	6	5	11	19	8	8	20	7	-
Citizenship not yet det. (group 1)	536	111	71	100	143	16	14	38	29	14
C.										
Spain.	1	1								
Switzerland.	1	1								
D.										
Hungary.	27	4	5	4	7	-	1	1	3	2

1/ Report for 30 June, September and 31 December should show age and sex for each nationality.

2/ Figure should tally with A (5).

A (7) Number registered at end of period receiving assistance but not shelter in assembly centre in which UNRRA is participating:

(a)	(b)	(c)	(d)	(e)
List by nationality in groups in accordance with A-I	TOTAL	Food or other material assistance	Tracing Bureau	Other Services
GRAND TOTAL				

B. REPATRIATION INTENTIONS

(1)	(2)	(3)	(4)	(5)
List by nationality in groups in accordance with A-I	TOTAL	Displaced persons remaining in UNRRA assisted assembly centre at end of period		
		Desiring Repatriation	Not Desiring Repatriation	Undecided Regarding Repatriation
GRAND TOTAL	1/ 2347	91	2256	
A.				
Albania.	1	1	-	
Czechoslovakia.	32	-	32	
Greece.	2	-	2	
Poland.	1322	74	1248	
Turkey.	2	-	2	
U. S. A.	1	1	-	
U.S.S.R.	4	-	4	
Venezuela.	3	3	-	
Yugoslavia.	119	8	111	
B.				
Italy.	7	3	4	
Estonia.	45	-	45	
Latvia.	55	-	55	
Lithuania.	105	-	105	
Volksdeutsch (Yugoslav.)	84	-	84	
Citizenship not yet determined.	536	-	536	
C.				
Spain.	1	-	1	
Switzerland.	1	1	-	
D.				
Hungary.	27	-	27	

1/ Should tally with A (5)

C. EMPLOYMENT AT END OF PERIOD

(1) Displaced Persons employed:	
(a) Paid by UNRRA - Class II*:	-
(i) working in assembly centre	-
(ii) working outside assembly centre (i. e., billet, mess)	-
(b) Paid by local government (Bürgermeister)	142
(i) working in assembly centre	142
(ii) working outside assembly centre	-
(iii) working for Military authorities	7
(c) Paid by other employers (with or without arrangement by UNRRA)	87
(d) Paid in remuneration other than money and	-
(i) working in assembly centre	121
(ii) working outside assembly centre	-

D. SPECIAL ITEMS

- (1) Investigation of ineligible persons
- (a) Was such investigation made this month:
- (i) by Team. Yes No
- (ii) by an outside organization (specify whether by military, national commissions, or other organizations)

~~Sowiet-Franco Screening Commission (Sowiet Liason Officer & Military Government) on 11, 12, 13, 14, 15, 21 and 22 June 1946.~~
~~Yugoslavian-Franco Screening Commission (Yugoslavian Liason Officer and Military Government) on 25-th and 26-th June.~~

By Sowiet-Franco Commission 157 cases referred for further investigation and clarification.

22 cases referred by Yugoslavian-Franco Commission for further investigation and clarification.

*) Class II personnel are those locally recruited and paid by UNRRA at local rates in local currency.

D (I) (b) Persons investigated:

(i) List by nationality in Groups in accordance with A-1	(ii) Number investi- gated	(iii) Number found ineligible for UNRRA care			(iv) Number removed from assembly centre		
		(aa) Total	(bb) Collab- orators 1/	(cc) Technically Ineligible 2/	(aa) Total	(bb) Collab- orators 1/	(cc) Technically Ineligible 2/
GRAND TOTAL							
Russian group	531	-	-	-	2	-	2
Yugoslavs.	256	105	-	105"	-	-	-
				Hungarians 24 V.D. 78 Austrians 3			
Czechoslovakians.	32	32	-	32""	-	-	-
425 applications submitted to I.G.C. for consideration.							
" Awaiting instructions from Military Government as to disposal.							
"" Awaiting decision between Military Government and Austrian Authorities.							

1/ **Collaborators:** For the purposes of this order, a "collaborator" is a displaced person removed from an assembly centre by the Military on suspected or proved grounds of collaboration. The "suspicion" or determination is the responsibility of the Military, not of UNRRA staff, and the count will be based on a report made by the Military to the UNRRA team director that an individual has been removed for this reason.

2/ **Technically ineligible:** See Admin. Order No. III

D (3) Number of unaccompanied Children 13

(a) 14 and under 19 6

(b) 6 and under 14 5

(c) under 6 2

D (4) Supplementary rations

(a) Number of persons authorized to receive supplementary rations
at end of period for medical reasons: 494

(i)	(ii)	(iii)	(iv)	(v)	(vi)	(vii)
TOTAL	Males 14 and over	Females 14 and over	Children 6 and under 14	Children 3 and under 6	Infants 1 and under 3	Infants under 1 year
494	65	285	32	4	-	109

(b) Number of persons receiving additional workers' "rations" 237

(c) Number of persons receiving heavy workers' "rations" 26

[Signature]
F. Biraud.

Director
Deputy Director.



CY 1 *HW* GWT1 NR -12-P-

FROM UNRRA VIENNE - -151815B- TO UNRRA / JUPITER-
NR / SC 4570- BT NR 52- / UNRRA--- UNCLASSIFIED ---

FROM UNRRA VIENNA TO N/ UNRRA INNSBRUCK - REFERENCE YOUR
MSR 72Z PARA A(6) PLEASE SIGNAL OR PHONE MISS INGRAHAM
EXTENSION 95 EXPLANATION 13,000 RECEIVING OUT OF CAMP RELIEF
OTHER THAN CLOTHING ASSISTANCE TO 600-----

- BT -151815-B- -ML-

REGULATEUR MESSAGES C. O. F. A.	
No. 12481	REC. 15193013
EXPEDITEUR	No. 52
	heure de depot



*Statistical reports
filed*

15 V. in
Cmed
EC

A. DISPLACED PERSONS

(1)	(2)	(3)			(4)	(5)	(6)
Country of citizenship (nationality) arranged in the following groups: a. UNITED NATIONS b. EX-ENEMY COUNTRIES c. OTHER COUNTRIES (Enter alphabetically within groups, in accordance with list on reverse side of page. Give group sub-totals.)	No. in camp at beginning of period (brought forward from column 6 of previous return.)	Admitted during period			Total repatriated from assembly centre for period	Other Departures (note reasons) a. b. c.	Total remaining at and of period (Add columns 2 and 3, and deduct columns 4 and 5.)
		New to Area or Land	From other assembly centres within in Area or Land	From other sources in Area or Land			
GRAND TOTAL	2448	-	-	7	-	17 3 10	2425
A. United Nations							
Canadians	1	-	-	-	-	- - -	1
French	8	-	-	-	-	- - -	8
Poles	8	-	-	-	-	- - -	8
Soviets	2	-	-	-	-	- - -	2
	19	-	-	-	-	- - -	19
C. Other Countries							
Turks	3	-	-	-	-	- - -	3
D. Special Categories							
Italians	1	-	-	-	-	- - -	1
Latvians	6	-	-	-	-	- - -	6
Lithuanians	4	-	-	-	-	- - -	4
Stateless	108	-	-	-	-	- - -	108
Ukrainians							
" f. Poland	2262	-	-	7	-	11 3 7	2248
" f. Czechoslov.	18	-	-	-	-	- - -	18
" f. Roumania	20	-	-	-	-	6 - 3	11
" Ukr. U.S.S.R.	7	-	-	-	-	- - -	7
	2426	-	-	7	-	17 3 10	2403
a/ departures to other zones							
b/ to Camps in the same zone							
c/ without place of destination							

- (7) Total residing at end of period in assembly centre in which UNRRA is participating by age and sex:

(a)	(b)	(c)	(d)	(e)	(f)	(g)	(h)	(i)	(j)
Total	Males 45 and over	Females 45 and over	Males 18 and under 45	Females 18 and under 45	Males 14 and under 18	Females 14 and under 18	Children 6 and under 14	Children 1 and under 6	Infants under 1 years
2425	242	181	842	633	52	42	151	216	66

- (8) Number registered at end of period receiving assistance but not shelter in assembly centre in which UNRRA is participating:

(a) TOTAL — (b) Food or other Material Assistance — (c) Tracing Bureau — (d) Other Sources —

B. PERSONNEL AT END OF PERIOD

- (1) Total number of UNRRA personnel (Class I) in assembly centre . . . 8
- (2) Total number of voluntary society personnel working under UNRRA agreements, i. e., UNRRA Class III personnel in assembly centre . . . —
- (3) Displaced Persons employed: . . . 452
- (a) Paid by UNRRA - Class II*: . . . —
- (i) working in assembly centre . . . —
- (ii) working outside assembly centre (i. e., office, billet, mess) . . . —
- (b) Paid by local government (Bürgermeister) . . . 214
- (i) working in assembly centre . . . —
- (ii) working in assembly centre's office, billet, mess, etc. . . . 200
- (iii) working for Military authorities . . . 14
- (c) Paid by other employers (with or without arrangement by UNRRA) . . . 238
- (4) Local personnel (Austrians) employed: . . . —
- (a) Paid by UNRRA - Class II* - and working in UNRRA establishments . . . —
- (b) Paid by local government (Bürgermeister) and working in UNRRA establishments . . . —

(* Class II personnel are those locally recruited and paid by UNRRA at local rates in local currency.

C. SPECIAL ITEMS

- (1) Number of unaccompanied children: 6
- (a) 6 and under 14 5
- (b) under 6 1
- (2) (a) Number of persons authorized to receive supplementary rations
at end of period for medical reasons: 77

(i)	(ii)	(iii)	(iv)	(v)	(vi)	(vii)
TOTAL	Males 14 and over	Females 14 and over	Children 6 and under 14	Children 3 and under 6	Infants 1 and under 3	Infants under 1 year
77	32	31	6	4	0	3

- (b) Number of persons receiving additional workers' "rations" 104
- (c) Number of persons receiving heavy workers' "rations" 29



R. O. C.

Director

10. NUTRITION. DIET COMPOSITION AND SUPPLEMENTARY RATIONS FOR SELECTED GROUPS, INCLUDING CHILDREN:
Milk distribution, Diet Kitchen, Childrens Kitchen, Main Kitchen.
According to rations established by Austrian Scales.
11. NUMBER OF DOCTORS, TRAINED NURSES, NURSE-AIDES, DENTISTS AND OTHER MEDICAL PERSONNEL SERVING IN UNRRA HOSPITALS., INFIRMARIES AND CLINICS:
- | /a/ UNRRA | /b/ DPs |
|---------------------------|---|
| /i/ doctors1..... | /i/ doctors4..... |
| /ii/ trained nurses .1... | /ii/ trained nurses..2.. |
| /iii/ Nurse aides | /iii/ nurse aides4.. |
| /iv/ Dentists | /iv/ Dentists2.. |
| /v/ Others | /v/ Others .2.midwives.
1 pharmacist |
12. NUMBER OF DPs IN INFIRMARIES AND/OR HOSPITALS/ ON LAST DAY OF MONTH:
16
/a/ in assembly centre infirmary8
/b/ in /military/ or local hospital.....8
13. TOTAL NUMBER OF PATIENT - DAYS IN UNRRA CAMP OR HOSPITAL DURING THE MONTH95
14. TOTAL NUMBER OF CLINIC VISITS TO UNRRA CAMP CLINICS DURING THE MONTH248 /dental visits 334/
15. TOTAL NUMBER OF COMPLETED IMMUNIZATIONS UNDER UNRRA DIRECTION DURING THE MONTH0
16. TOTAL NUMBER OF CHILD HEALTH EXAMINATIONS DURING THE MONTH140
17. OBSERVATIONS AND SUGGESTIONS - TO INCLUDE NOTE ON IMPORTANT DEFICIENCIES IN DRUGS AND EQUIPMENT
Alcohol, Cleaning material, Electric bulbs, DDT liquid.

D. P. [Signature]
D.P. Acting Health Officer

J. Shavira
UNRRA Nurse

[Signature]
UNRRA Medical Officer

Zone or Area French.
Team Number 199
Assembly Center Mifstein.
Location Mifstein.
Period Covered 1.6.46. - 15.6.46.
by Report
Date Submitted 15.6.46.

UNRRA AUSTRIAN MISSION SEMI - MONTHLY STATISTICAL REPORT

A. DISPLACED PERSONS

(1)	(2)	(3)			(4)	(5)	(6)
Country of citizenship (nationality) arranged in the following groups: a. UNITED NATIONS b. EX-ENEMY COUNTRIES c. OTHER COUNTRIES d. SPECIAL CATEGORIES (Enter alphabetically within groups, in accordance with list on reverse side of page. Give group sub-totals.)	No. in camp at beginning of period (brought forward from column 6 of previous return.)	Admitted during period			Total repatriated from assembly centre for period	Other Departures (note reasons)	Total remaining at and of period (Add columns 2 and 3, and deduct columns 4 and 5.)
		New to Area or Land	From other assembly centres with in Area or Land	From other sources in Area or Land			
GRAND TOTAL	2435	-	10	11	-	32 6	2418
A.							
Albania.	1	-	-	-	-	- -	1
Czechoslovakia.	35	-	-	-	-	- -	35
Greece.	1	-	-	-	-	- -	1
Netherlands.	4	-	-	-	-	4 -	-
Poland.	1344	-	8	6	-	14 2	1342
U.S.S.R.	8	-	-	2	-	8 -	2
Venezuela.	3	-	-	-	-	- -	3
Yugoslavia.	275	-	-	1	-	3 1	272
	1671	-	8	9	-	29 3	1656
C.							
Spain.	2	-	-	-	-	- -	2
Switzerland.	1	-	-	-	-	- -	1
Turkey.	2	-	-	-	-	- -	2
	5	-	-	-	-	- -	5
D.							
Estonia.	47	-	-	-	-	- -	47
Italy.	8	-	-	-	-	- -	8
Latvia.	58	-	-	-	-	- -	58
Lithuania.	103	-	-	-	-	- -	103
Russ. Emigr.	543	-	2	2	-	3 3	541
	759	-	2	2	-	3 3	757

a. **United Nations Countries.**

Albania	El Salvador	Nicaragua
Australia	Ethiopia	Norway
Belgium	France	Panama
Bolivia	Greece	Paraguay
Brazil	Guatemala	Peru
Canada	Haiti	Philippines
Chile	Honduras	Poland
China	Iceland	South Africa
Columbia	India	Uruguay
Costa Rica	Iran	U. K.
Cuba	Iraq	U. S. A.
Czechoslovakia	Liberia	U. S. S. R. (To include Byelorussian and Ukrainian Soviet Socialist Republic's)
Denmark	Luxembourg	Venezuela
Dominican Republic	Mexico	Yugoslavia
Ecuador	Netherlands	
Egypt	New Zealand	

b. **Ex-Enemy Countries.**

Austria	Finland	Hungary	Roumania
Bulgaria	Germany	Japan	Siam

c. **Other Countries.**

Argentina	Portugal	Switzerland
Afghanistan	Spain	Syria
Eire	Saudi Arabia	Turkey
Lebanon	Sweden	

d. **Special Categories.**

Italy	Ukrainians (state domicile as of 3 September 1939)	Sudeten Germans
Estonia	Volksdeutsche (state country of domicile as of 3 September 1939)	Russian Emigrés (some-times called "White Russians")
Latvia		Stateless (either holding Nansen passports or unquestionably determined)
Lithuania		
Jews (list separately for each country of origin or specify if stateless)		

N. B. — Except for the "special categories", this classification is to be based on country of citizenship: i. e., a Norwegian is a person who claims citizenship in Norway, but a Norwegian who had become a naturalized citizen of the United States is to be classified as a citizen of the United States.

- (7) Total residing at end of period in assembly centre in which UNRRA is participating by age and sex:

(a)	(b)	(c)	(d)	(e)	(f)	(g)	(h)	(i)	(j)
Total	Males 45 and over	Females 45 and over	Males 18 and under 45	Females 18 and under 45	Males 14 and under 18	Females 14 and under 18	Children 6 and under 14	Children 1 and under 6	Infants under 1 years
2435 2486	232	177	793	738	57	48	127	133	113

- (8) Number registered at end of period receiving assistance but not shelter in assembly centre in which UNRRA is participating:

(a) TOTAL no (b) Food or other Material Assistance (c) Tracing Bureau (d) Other Sources

B. PERSONNEL AT END OF PERIOD

- (1) Total number of UNRRA personnel (Class I) in assembly centre . . . 10 9
- (2) Total number of voluntary society personnel working under UNRRA agreements, i. e., UNRRA Class III personnel in assembly centre . . . no
- (3) Displaced Persons employed: 381
- (a) Paid by UNRRA - Class II*: no
- (i) working in assembly centre no
- (ii) working outside assembly centre (i. e., office, billet, mess) no
- (b) Paid by local government (Bürgermeister) 127
- (i) working in assembly centre 127
- (ii) working in assembly centre's office, billet, mess, etc. "
- (iii) working for Military authorities "
- (c) Paid by other employers (with or without arrangement by UNRRA) 266
- (4) Local personnel (Austrians) employed: 5
- (a) Paid by UNRRA - Class II* - and working in UNRRA establishments no
- (b) Paid by local government (Bürgermeister) and working in UNRRA establishments 3

(* Class II personnel are those locally recruited and paid by UNRRA at local rates in local currency.

C. SPECIAL ITEMS

Number of unaccompanied children: 7

(a) 6 and under 14 5

(b) under 6 2

(2) (a) Number of persons authorized to receive supplementary rations
at end of period for medical reasons: 419

(i)	(ii)	(iii)	(iv)	(v)	(vi)	(vii)
TOTAL	Males 14 and over	Females 14 and over	Children 6 and under 14	Children 3 and under 6	Infants 1 and under 3	Infants under 1 year
419	40	253	21	-	1	104

(b) Number of persons receiving additional workers' "rations" 241

(c) Number of persons receiving heavy workers' "rations" 26



E. F. Squadrille
Director

E. F. Squadrille.

D. HEALTH

- (1) Total numbers of DPs in infirmaries and /or hospitals on last day of month.....
- (a) in assembly centre infirmaries.....
- (b) in military or local hospitals.....
- (c) in UNRRA DP hospitals.....

Total	Area I	Area II	Land Karnten	Land Steiermark
52	-	-	-	-
18	-	-	-	-
34	-	-	-	-
-	-	-	-	-
299	-	-	-	-
958	-	-	-	-

- (2) Total number of patient days in UNRRA operated infirmaries and hospitals during this month.....

- (3) Total number of clinic visits to UNRRA operated clinics, infirmaries and hospitals during this month.....

- (4) Number of UNRRA operated assembly centres or other UNRRA operated institutions in which services reported in items (2) and (3) above were provided this month.....

- (5) Number of doctors, trained nurses, nurse-aides, dentists and other medical serving in UNRRA clinics, infirmaries and hospitals:

(a) UNRRA

(i) doctors)))) 1
(ii) trained nurses))) 1
(iii) nurse aides -
(iv) dentists -
(v) others -


(b) Displaced Persons

(i) Doctors 5
(ii) trained nurses 8
(iii) nurse aides 9
(iv) dentists 2
(v) others 19

- (6) Total number of completed immunizations under UNRRA directions during this month..

299	299			
87				

- (7) Total number of child health examinations during this month under UNRRA directions..

Dr. K. Kwiatkowski


Dr. K. Kwiatkowski
14000
UNRRA
DPC-Camp, Kulstein

Zone or Area FRENCH ZONE
Period Covered
by Report May 16-31, 1946.
Date
Submitted June 4, 1946

UNRRA

AUSTRIAN MISSION

SEMI-MONTHLY STATISTICAL REPORT

A. DISPLACED PERSONS

(1) Country of citizenship (nationality) arranged in the following groups: a. UNITED NATIONS b. EX-ENEMY COUNTRIES c. OTHER COUNTRIES d. SPECIAL CATEGORIES (Enter alphabetically by groups, in accordance with list on reverse side of page. Give group sub-totals.)	(2) DP Departures from Zone to date	(3) Total DPs remaining in Zone at end of period	(4) Total DPs residing at end of period in assembly centres in which UNRRA is participating
GRAND TOTAL			4,891
a. United Nations Countries			1,695
Albania			1
Canada			1
Czechoslovakia			35
France			8
Greece			1
Netherlands			4
Poland			1,354
U.S.S.R.			10
Venezuela			3
Yugoslavia			278
b. Ex-Enemy Countries			-
c. Other Countries			8
Spain			2
Switzerland			1
Turkey			5
d. Special Categories			3,188
Estonia			48
Italy			9
Latvia			64
Lithuania			107
Russian Emigres			546
Stateless			106
Ukrainians from Poland			2,263
" " " Czechoslovakia			18
" " " Roumania			20
" " " U.S.S.R.			7

a. **United Nations Countries.**

Albania	El Salvador	Nicaragua
Australia	Ethiopia	Norway
Belgium	France	Panama
Bolivia	Greece	Paraguay
Brazil	Guatemala	Peru
Canada	Haiti	Philippines
Chile	Honduras	Poland
China	Iceland	South Africa
Columbia	India	Uruguay
Costa Rica	Iran	U. K.
Cuba	Iraq	U. S. A.
Czechoslovakia	Liberia	U. S. S. R. (To include Byelorussian and Ukrainian Soviet Socialist Republic's)
Denmark	Luxembourg	Venezuela
Dominican Republic	Mexico	Yugoslavia
Ecuador	Netherlands	
Egypt	New Zealand	

b. **Ex-Enemy Countries.**

Austria	Finland	Hungary	Roumania
Bulgaria	Germany	Japan	Siam

c. **Other Countries.**

Argentina	Portugal	Switzerland
Afghanistan	Spain	Syria
Eire	Saudi Arabia	Turkey
Lebanon	Sweden	

d. **Special Categories.**

Italy	Ukrainians (state domicile as of 3 September 1939)	Sudeten Germans
Estonia	Volksdeutsche (state country of domicile as of 3 September 1939)	Russian Emigrés (some-times called "White Russians")
Latvia		Stateless (either holding Nansen passports or unquestionably determined)
Lithuania		
Jews (list separately for each country of origin or specify if stateless)		

N. B. — Except for the "special categories", this classification is to be based on country of citizenship: i. e., a Norwegian is a person who claims citizenship in Norway, but a Norwegian who had become a naturalized citizen of the United States is to be classified as a citizen of the United States.

(5) Total residing at end of period in assembly centres in which UNRRA is participating by age and sex:

(a) TOTAL

(b) Males 45 and over

(c) Females 45 and over

(d) Males 18 and under 45

(e) Females 18 and under 45

(f) Males 14 and under 18

(g) Females 14 and under 18

(h) Children 6 and under 14

(i) Children 1 and under 6

(j) Infants under 1 year

(6) Number registered at end of period receiving assistance but not shelter in assembly centres in which UNRRA is participating:

(a) TOTAL

(b) Food or other material assistance
(clothing)

(c) Tracing service

(d) Other services (Medical)

Total	Area I	Area II	Land Kärnten	Land Steiermark
4,891				
430				
358				
1,662				
1,381				
112				
92				
282				
355				
169				
1,394				
1,044				
-				
350				

B. ASSEMBLY CENTER ADMINISTRATION

(1) Total number of assembly centres in the Zone:

(a) administered by UNRRA

(b) administered by Military:

(1) assisted by UNRRA

(2) assisted by voluntary societies under UNRRA agreements

(3) other (Military only, i. e., on participation by UNRRA or voluntary societies under UNRRA agreements)

4				
2				
2				
2				

C. PERSONNEL AT END OF PERIOD

	Total	Area I	Area II	Land Kärnten	Land Steiermark
(1) Total number of UNRRA personnel (Class I) in Zone:	36				
(a) in assembly centres	18				
(b) at Area or Land Headquarters (Out of Camp Relief Services)	4				
(c) in Tracing Bureau at Zone Headquarters					
(d) others at Zone Headquarters (Including Supply & Transport)	14				
(2) Total of voluntary society personnel working under UNRRA agreements, i. e., UNRRA Class III employees in Zone:	—				
(a) in assembly centres					
(b) at Area or Land Headquarters					
(c) in Tracing Bureau at Zone Headquarters					
(d) others at Zone Headquarters					
(3) Displaced persons employed:	746				
(a) Paid by UNRRA - Class II* - and working:	—				
(i) in assembly centres					
(ii) outside assembly centres (i. e., offices, billets, messes)					
(iii) at Area or Land Headquarters (including offices, billets, messes)					
(iv) in Tracing Bureau at Zone Headquarters					
(v) others at Zone Headquarters (including offices, billets, messes)					
(b) Paid by local Government (Bürgermeister) and working:	399				
(i) in assembly centres	399				
(ii) in assembly centres' offices, billets, messes, etc.	1111				
(iii) for Military authorities	390				
	9				

(including DPs at Kufstein who are working but receive no compensation beyond food and shelter)

(including DPs at Kufstein who are working but receive no compensation beyond food and shelter)

*) Class II persons are those locally recruited and paid by UNRRA at local rates in local currency.

	Total	Area I	Area II	Land Kärnten	Land Steiermark
(ii) at Area or Land Headquarters (including billets, messes, etc.)					
(iii) in Tracing Bureau at Zone Headquarters					
(iv) others at Zone Headquarters (including billets, messes, etc.)	10				
(Including Garage & Warehouse)					
(c) Paid by other employers (with or without arrangement by UNRRA)	438				
(4) Local personnel (Austrians) employed:	15				
(a) Paid by UNRRA - Class II* - and working:	--				
(i) in assembly centres	12				
(ii) outside assembly centres (i. e., offices, billets, messes)					
(iii) at Area or Land Headquarters (including offices, billets, messes)					
(iv) in Tracing Bureau at Zone Headquarters					
(v) others at Zone Headquarters (including offices, billets, messes)					
(b) Paid by local Government, (Bürgermeister) and working:	15				
(i) in assembly centres	3				
(ii) in assembly centres' offices, billets, messes, etc.					
(iii) at Area or Land Headquarters (including billets, messes, etc.)					
(iv) in Tracing Bureau at Zone Headquarters					
(v) others at Zone Headquarters (including billets, messes, etc.)	12				

*) Class II personnel are those locally recruited and paid by UNRRA at local rates in local currency.

E. SPECIAL ITEMS

	Total	Area I	Area II	Land Kärnten	Land Steiermark
(1) Number of unaccompanied children:	13				
(a) 6 and under 14	10				
(b) under 6	3				
(2) (a) Number of persons authorized to receive supplementary rations at end of period for medical reasons:	652				
(i) Males 14 and over	274				
(ii) Females 14 and over	276				
(iii) Children 6 and under 14	65				
(iv) Children 3 and under 6	15				
(v) Infants 1 and under 3	14				
(vi) Infants under 1 year	108				
(b) Number of persons receiving additional workers' "rations":	329				
(c) Number of persons receiving heavy wor- kers' "rations":	44				

for the Director

a. **United Nations Countries.**

Albania	El Salvador	Nicaragua
Australia	Ethiopia	Norway
Belgium	France	Panama
Bolivia	Greece	Paraguay
Brazil	Guatemala	Peru
Canada	Haiti	Philippines
Chile	Honduras	Poland
China	Iceland	South Africa
Columbia	India	Uruguay
Costa Rica	Iran	U. K.
Cuba	Iraq	U. S. A.
Czechoslovakia	Liberia	U. S. S. R. (To include Byelorussian and Ukrainian Soviet Socialist Republic's)
Denmark	Luxembourg	Venezuela
Dominican Republic	Mexico	Yugoslavia
Ecuador	Netherlands	
Egypt	New Zealand	

b. **Ex-Enemy Countries.**

Austria	Finland	Hungary	Roumania
Bulgaria	Germany	Japan	Siam

c. **Other Countries.**

Argentina	Portugal	Switzerland
Afghanistan	Spain	Syria
Eire	Saudi Arabia	Turkey
Lebanon	Sweden	

d. **Special Categories.**

Italy	Ukrainians (state domicile as of 3 September 1939)	Sudeten Germans
Estonia	Volksdeutsche (state country of domicile as of 3 September 1939)	Russian Emigrés (some-times called "White Russians")
Latvia		Stateless (either holding Nansen passports or unquestionably determined)
Lithuania		
Jews (list separately for each country of origin or specify if stateless)		

N. B. — Except for the "special categories", this classification is to be based on country of citizenship: i. e., a Norwegian is a person who claims citizenship in Norway, but a Norwegian who had become a naturalized citizen of the United States is to be classified as a citizen of the United States.

- (7) Total residing at end of period in assembly centre in which UNRRA is participating by age and sex:

(a)	(b)	(c)	(d)	(e)	(f)	(g)	(h)	(i)	(j)
Total	Males 45 and over	Females 45 and over	Males 18 and under 45	Females 18 and under 45	Males 14 and under 18	Females 14 and under 18	Children 6 and under 14	Children 1 and under 6	Infants under 1 years
2443	235	175	810	744	58	49	128	137	107

- (8) Number registered at end of period receiving assistance but not shelter in assembly centre in which UNRRA is participating:

(a) TOTAL _____ (b) Food or other Material Assistance _____ (c) Tracing Bureau _____ (d) Other Sources _____

B. PERSONNEL AT END OF PERIOD

- (1) Total number of UNRRA personnel (Class I) in assembly centre 10

- (2) Total number of voluntary society personnel working under UNRRA agreements, i. e., UNRRA Class III personnel in assembly centre no

- (3) Displaced Persons employed: 275

- (a) Paid by UNRRA - Class II*: no

(i) working in assembly centre

(ii) working outside assembly centre (i. e., office, billet, mess)

- (b) Paid by local government (Bürgermeister) 138

(i) working in assembly centre (incl. admin.) 138

(ii) working in assembly centre's office, billet, mess, etc.

(iii) working for Military authorities

- (c) Paid by other employers (with or without arrangement by UNRRA) 228

- (4) Local personnel (Austrians) employed: 3

- (a) Paid by UNRRA - Class II* - and working in UNRRA establishments no

- (b) Paid by local government (Bürgermeister) and working in UNRRA establishments 3

(* Class II personnel are those locally recruited and paid by UNRRA at local rates in local currency.

C. SPECIAL ITEMS

- (1) Number of unaccompanied children: 4
- (a) 6 and under 14 3
- (b) under 6 1
- (2) (a) Number of persons authorized to receive supplementary rations
at end of period for medical reasons: 477

(i) TOTAL	(ii) Males 14 and over	(iii) Females 14 and over	(iv) Children 6 and under 14	(v) Children 3 and under 6	(vi) Infants 1 and under 3	(vii) Infants under 1 year
477	222	107	33	10	8	97

- (b) Number of persons receiving additional workers' "rations" 249
- (c) Number of persons receiving heavy workers' "rations" 26

E.F. Squadrille
Director
E.F. Squadrille.



Zone or Area FRENCH ZONE
Period Covered
by Report May 1-15, 1946
Date
Submitted May 18, 1946

UNRRA

AUSTRIAN MISSION

SEMI-MONTHLY STATISTICAL REPORT

A. DISPLACED PERSONS

(1) Country of citizenship (nationality) arranged in the following groups: a. UNITED NATIONS b. EX-ENEMY COUNTRIES c. OTHER COUNTRIES d. SPECIAL CATEGORIES (Enter alphabetically by groups, in accordance with list on reverse side of page. Give group sub-totals.)	(2) DP Departures from Zone to date	(3) Total DPs remaining in Zone at end of period	(4) Total DPs residing at end of period in assembly centres in which UNRRA is participating
GRAND TOTAL			5,159
a. United Nations Countries			1,256
Albania			1
Czechoslovakia			37
France			8
Greece			13
Netherlands			4
Poland			892
U.S.S.R.			10
Venezuela			3
Yugoslavia			288
b. Ex-Enemy Countries			3
Hungary			2
Roumania			1
c. Other Countries			273
Spain			2
Switzerland			1
Turkey			270
d. Special Categories			3,627
Estonia			48
Italy			11
Latvia			65
Lithuania			107
Russian Emigres			580
Stateless			97
Ukraine ++			2,719

++ Census of Ukrainians arriving Kufstein Camp 13/14 May has not yet been completed; therefore figures of Ukrainians submitted are approximate.

a. **United Nations Countries.**

Albania	El Salvador	Nicaragua
Australia	Ethiopia	Norway
Belgium	France	Panama
Bolivia	Greece	Paraguay
Brazil	Guatemala	Peru
Canada	Haiti	Philippines
Chile	Honduras	Poland
China	Iceland	South Africa
Columbia	India	Uruguay
Costa Rica	Iran	U. K.
Cuba	Iraq	U. S. A.
Czechoslovakia	Liberia	U. S. S. R. (To include Byelorussian and Ukrainian Soviet Socialist Republic's)
Denmark	Luxembourg	Venezuela
Dominican Republic	Mexico	Yugoslavia
Ecuador	Netherlands	
Egypt	New Zealand	

b. **Ex-Enemy Countries.**

Austria	Finland	Hungary	Roumania
Bulgaria	Germany	Japan	Siam

c. **Other Countries.**

Argentina	Portugal	Switzerland
Afghanistan	Spain	Syria
Eire	Saudi Arabia	Turkey
Lebanon	Sweden	

d. **Special Categories.**

Italy	Ukrainians (state domicile as of 3 September 1939)	Sudeten Germans
Estonia	Volksdeutsche (state country of domicile as of 3 September 1939)	Russian Emigrés (some-times called "White Russians")
Latvia		Stateless (either holding Nansen passports or unquestionably determined)
Lithuania		
Jews (list separately for each country of origin or specify if stateless)		

N. B. — Except for the "special categories", this classification is to be based on country of citizenship: i. e., a Norwegian is a person who claims citizenship in Norway, but a Norwegian who had become a naturalized citizen of the United States is to be classified as a citizen of the United States.

(5) Total residing at end of period in assembly centres in which UNRRA is participating by age and sex:

(a) TOTAL

(b) Males 45 and over

(c) Females 45 and over

(d) Males 18 and under 45

(e) Females 18 and under 45

(f) Males 14 and under 18

(g) Females 14 and under 18

(h) Children 6 and under 14

(i) Children 1 and under 6

(j) Infants under 1 year

(6) Number registered at end of period receiving assistance but not shelter in assembly centres in which UNRRA is participating:

(a) TOTAL

(b) Food or other material assistance . (Clothing)

(c) Tracing service

(d) Other services (Medical etc.)

Total	Area I	Area II	Land Kärnten	Land Steiermark
4,747 **				
481				
362				
1,605				
1,330				
108				
95				
277				
336				
153				
1,002				
495				
607				

(These figures are necessarily incomplete because a transfer of about 500 persons from Landeck to Kufstein was begun on 13th May and had not been completed at the time these figures were compiled.)

(Approximate figure)

B. ASSEMBLY CENTER ADMINISTRATION

(1) Total number of assembly centres in the Zone:

(a) administered by UNRRA

(b) administered by Military:

(1) assisted by UNRRA

(2) assisted by voluntary societies under UNRRA agreements

(3) other (Military only, i. e., on participation by UNRRA or voluntary societies under UNRRA agreements)

4				
2				
2				

C. PERSONNEL AT END OF PERIOD

	Total	Area I	Area II	Land Kärnten	Land Steiermark
(1) Total number of UNRRA personnel (Class I) in Zone:	37				
(a) in assembly centres	18				
(b) at Area or Land Headquarters (But of Camp Relief Services)	5				
(c) in Tracing Bureau at Zone Headquarters					
(d) others at Zone Headquarters	14				
(2) Total of voluntary society personnel working under UNRRA agreements, i. e., UNRRA Class III employees in Zone:	-				
(a) in assembly centres	-				
(b) at Area or Land Headquarters					
(c) in Tracing Bureau at Zone Headquarters					
(d) others at Zone Headquarters					
(3) Displaced persons employed:	970				
(a) Paid by UNRRA - Class II* - and working:	-				
(i) in assembly centres					
(ii) outside assembly centres (i. e., offices, billets, messes)					
(iii) at Area or Land Headquarters (including offices, billets, messes)					
(iv) in Tracing Bureau at Zone Headquarters					
(v) others at Zone Headquarters (including offices, billets, messes)					
(b) Paid by local Government (Bürgermeister) and working:	427				
(i) in assembly centres	402				
(ii) in assembly centres' offices, billets, messes, etc.					
(iii) for Military authorities	25				

*) Class II persons are those locally recruited and paid by UNRRA at local rates in local currency.

	Total	Area I	Area II	Land Kärnten	Land Steiermark
(ii) at Area or Land Headquarters (including billets, messes, etc.)					
(iii) in Tracing Bureau at Zone Headquarters					
(iv) others at Zone Headquarters (including billets, messes, etc.) (including Garage and Warehouse)	10				
(c) Paid by other employers (with or without arrangement by UNRRA)	372				
(4) Local personnel (Austrians) employed:	7				
(a) Paid by UNRRA - Class II* - and working:					
(i) in assembly centres					
(ii) outside assembly centres (i. e., offices, billets, messes)					
(iii) at Area or Land Headquarters (including offices, billets, messes)					
(iv) in Tracing Bureau at Zone Headquarters					
(v) others at Zone Headquarters (including offices, billets, messes)					
(b) Paid by local Government, (Bürgermeister) and working:	7				
(i) in assembly centres	3				
(ii) in assembly centres' offices, billets, messes, etc.					
(iii) at Area or Land Headquarters (including billets, messes, etc.)					
(iv) in Tracing Bureau at Zone Headquarters					
(v) others at Zone Headquarters (including billets, messes, etc.) (including Warehouse)	4				

*) Class II personnel are those locally recruited and paid by UNRRA at local rates in local currency.

E. SPECIAL ITEMS

	Total	Area I	Area II	Land Kärnten	Land Steiermark
(1) Number of unaccompanied children:	13				
(a) 6 and under 14	10				
(b) under 6	3				
(2) (a) Number of persons authorized to receive supplementary rations at end of period for medical reasons:	523				
(i) Males 14 and over	95				
(ii) Females 14 and over	266				
(iii) Children 6 and under 14	48				
(iv) Children 3 and under 6	13				
(v) Infants 1 and under 3	14				
(vi) Infants under 1 year	87				
(b) Number of persons receiving additional workers' "rations":	400				
(c) Number of persons receiving heavy wor- kers' "rations":	136				

Director

- (7) Total residing at end of period in assembly centre in which UNRRA is participating by age and sex:

(a)	(b)	(c)	(d)	(e)	(f)	(g)	(h)	(i)	(j)
Total	Males 45 and over	Females 45 and over	Males 18 and under 45	Females 18 and under 45	Males 14 and under 18	Females 14 and under 18	Children 6 and under 14	Children 1 and under 6	Infants under 1 years
2697	289	203	908	698	64	48	178	235	64

- (8) Number registered at end of period receiving assistance but not shelter in assembly centre in which UNRRA is participating:

(a) TOTAL — (b) Food or other Material Assistance — (c) Tracing Bureau — (d) Other Sources —

B. PERSONNEL AT END OF PERIOD

- (1) Total number of UNRRA personnel (Class I) in assembly centre . . . 8
- (2) Total number of voluntary society personnel working under UNRRA agreements, i. e., UNRRA Class III personnel in assembly centre . . . -
- (3) Displaced Persons employed: 533
- (a) Paid by UNRRA - Class II*: -
- (i) working in assembly centre -
- (ii) working outside assembly centre (i. e., office, billet, mess) -
- (b) Paid by local government (Bürgermeister) 310
- (i) working in assembly centre -
- (ii) working in assembly centre's office, billet, mess, etc. 285
- (iii) working for Military authorities 25
- (c) Paid by other employers (with or without arrangement by UNRRA) 223
- (4) Local personnel (Austrians) employed: -
- (a) Paid by UNRRA - Class II* - and working in UNRRA establishments -
- (b) Paid by local government (Bürgermeister) and working in UNRRA establishments -

(* Class II personnel are those locally recruited and paid by UNRRA at local rates in local currency.

C. SPECIAL ITEMS

- (1) Number of unaccompanied children: 9
- (a) 6 and under 14 7
- (b) under 6 82
- (2) (a) Number of persons authorized to receive supplementary rations
at end of period for medical reasons: 73

(i) TOTAL	(ii) Males 14 and over	(iii) Females 14 and over	(iv) Children 6 and under 14	(v) Children 3 and under 6	(vi) Infants 1 and under 3	(vii) Infants under 1 year
73	38	21	12	0	2	0

- (b) Number of persons receiving additional workers' "rations" . . . 100
- (c) Number of persons receiving heavy workers' "rations" 18



[Signature]
Director

[Handwritten signature]

10. NUTRITION. DIET COMPOSITION AND SUPPLEMENTARY RATIONS FOR SELECTED GROUPS. INCLUDING CHILDREN:

Milk distribution; Diet Kitchen, Childrens Kitchen, Main Kitchen.

11. NUMBER OF DOCTORS, TRAINED NURSES, NURSE-AIDES, DENTISTS AND OTHER MEDICAL PERSONNEL SERVING IN UNRRA HOSPITALS, INFIRMARIES AND CLINICS:

/a/ UNRRA	/b/ DPs
/i/ doctors1.....	/i/ doctors ..5.....
/ii/ trained nurses ..1.....	/ii/ trained nurses ..2.....
/iii/ nurse aides4.....	/iii/ nurse aides4.....
/iv/ dentists2.....	/iv/ dentists2.....
/v/ others2.....	/v/ others ..2 midwives.....
.....1 pharmacist.....

12. NUMBER OF DPs IN INFIRMARIES AND/OR HOSPITAL/S/ ON LAST DAY OF MONTH: 6

/a/ in assembly centre infirmary

/b/ in military or local hospital

/c/ in UNRRA DP hospital

13. TOTAL NUMBER OF PATIENT - DAYS IN UNRRA CAMP OR HOSPITAL DURING THE MONTH

.....85.....

14. TOTAL NUMBER OF CLINIC VISITS TO UNRRA CAMP CLINICS DURING THE MONTH

.....290.../Dental visits. 308/.....

15. TOTAL NUMBER OF COMPLETED IMMUNIZATIONS UNDER UNRRA DIRECTION DURING THE MONTH

.....211.....

16. TOTAL NUMBER OF CHILD HEALTH EXAM NATIONS DURING THE MONTH

.....156.....

17. OBSERVATIONS AND SUGGESTIONS - TO INCLUDE NOTE ON IMPORTANT DEFICIENCIES IN DRUGS AND EQUIPMENT

Alcohol, White paint, Electric bulbs, Aprons for doctors and nurses
Brooms, Brushes, Cleaning cloth, Lime chlorusit, DDT liquid, DDT powder, Stewpan, Frying pan,

Above demands are extremely urgent.

D.P. Acting Health Officer

UNRRA Nurse

UNRRA Medical Officer

Zone or Area French
Team Number 199
Assembly Center Rufstein
Location Rufstein
Period Covered
by Report 1.5.46-15.5.1946
Date Submitted 15.5.1946

UNRRA **AUSTRIAN MISSION** **SEMI - MONTHLY STATISTICAL REPORT**

A. DISPLACED PERSONS

(1)	(2)	(3)			(4)	(5)		(6)
Country of citizenship (nationality) arranged in the following groups: a. UNITED NATIONS b. EX-ENEMY COUNTRIES c. OTHER COUNTRIES d. SPECIAL CATEGORIES (Enter alphabetically within groups, in accordance with list on reverse side of page. Give group sub-totals.)	No. in camp at beginning of period (brought forward from column 6 of previous return.)	Admitted during period			Total repatriated from assembly centre for period	Other Departures (note reasons)		Total remaining at and of period (Add columns 2 and 3, and deduct columns 4 and 5.)
		New to Area or Land	From other assembly centres within Area or Land	From other sources in Area or Land				
GRAND TOTAL	<u>2555</u>	<u>4</u>	<u>31</u>	<u>40</u>		<u>142</u>	<u>16</u>	<u>2472</u>
A. Belgium	<u>1</u>					<u>1</u>		<u>-</u>
Albania	<u>1</u>							<u>1</u>
Czechoslovakia	<u>56</u>		<u>7</u>	<u>3</u>		<u>29</u>		<u>37</u>
Greeks	<u>13</u>							<u>13</u>
Netherlands	<u>5</u>					<u>1</u>		<u>4</u>
Poland	<u>963</u>	<u>2</u>	<u>2</u>	<u>19</u>		<u>94</u>	<u>6</u>	<u>886</u>
USSR	<u>5</u>			<u>1</u>				<u>6</u>
Venezuela	<u>3</u>							<u>3</u>
Yugoslavia	<u>264</u>	<u>2</u>	<u>22</u>	<u>12</u>		<u>10</u>	<u>2</u>	<u>288</u>
	<u>1311</u>	<u>4</u>	<u>31</u>	<u>35</u>		<u>135</u>	<u>8</u>	<u>1238</u>
B. Hungary	<u>7</u>					<u>7</u>		
	<u>7</u>					<u>7</u>		
C. Spain	<u>2</u>							<u>2</u>
Switzerland	<u>1</u>							<u>1</u>
Turkey	<u>2</u>							<u>2</u>
	<u>5</u>							<u>5</u>
D. Estonia	<u>48</u>							<u>48</u>
Italy	<u>11</u>							<u>11</u>
Latvia	<u>57</u>			<u>1</u>				<u>58</u>
Lithuania	<u>111</u>						<u>3</u>	<u>103</u>
Byelorussians	<u>82</u>							<u>82</u>
(From Poland)								
Russian-Emigres	<u>493</u>			<u>4</u>				<u>497</u>
(incl. Stateless)								
Ukraine (From Poland)	<u>430</u>							<u>430</u>
	<u>1292</u>			<u>5</u>			<u>8</u>	<u>1289</u>

Census of Ukrainians arriving 13/14 May has not yet been completed; therefore figures of Ukrainians submitted are approximate.-

a. **United Nations Countries.**

Albania	El Salvador	Nicaragua
Australia	Ethiopia	Norway
Belgium	France	Panama
Bolivia	Greece	Paraguay
Brazil	Guatemala	Peru
Canada	Haiti	Philippines
Chile	Honduras	Poland
China	Iceland	South Africa
Columbia	India	Uruguay
Costa Rica	Iran	U. K.
Cuba	Iraq	U. S. A.
Czechoslovakia	Liberia	U. S. S. R. (To include Byelorussian and Ukrainian Soviet Socialist Republic's)
Denmark	Luxembourg	Venezuela
Dominican Republic	Mexico	Yugoslavia
Ecuador	Netherlands	
Egypt	New Zealand	

b. **Ex-Enemy Countries.**

Austria	Finland	Hungary	Roumania
Bulgaria	Germany	Japan	Siam

c. **Other Countries.**

Argentina	Portugal	Switzerland
Afghanistan	Spain	Syria
Eire	Saudi Arabia	Turkey
Lebanon	Sweden	

d. **Special Categories.**

Italy	Ukrainians (state domicile as of 3 September 1939)	Sudeten Germans
Estonia	Volksdeutsche (state country of domicile as of 3 September 1939)	Russian Emigrés (some-times called "White Russians")
Latvia		Stateless (either holding Nansen passports or unquestionably determined)
Lithuania		
Jews (list separately for each country of origin or specify if stateless)		

N. B. — Except for the "special categories", this classification is to be based on country of citizenship: i. e., a Norwegian is a person who claims citizenship in Norway, but a Norwegian who had become a naturalized citizen of the United States is to be classified as a citizen of the United States.

- (7) Total residing at end of period in assembly centre in which UNRRA is participating by age and sex:

(a)	(b)	(c)	(d)	(e)	(f)	(g)	(h)	(i)	(j)
Total	Males 45 and over	Females 45 and over	Males 18 and under 45	Females 18 and under 45	Males 14 and under 18	Females 14 and under 18	Children 6 and under 14	Children 1 and under 6	Infants under 1 years
2060	192	159	697	632	44	47	99	101	89

- (8) Number registered at end of period receiving assistance but not shelter in assembly centre in which UNRRA is participating:

(a) TOTAL no (b) Food or other Material Assistance (c) Tracing Bureau (d) Other Sources

B. PERSONNEL AT END OF PERIOD

- (1) Total number of UNRRA personnel (Class I) in assembly centre . . . 10
- (2) Total number of voluntary society personnel working under UNRRA agreements, i. e., UNRRA Class III personnel in assembly centre . . . no
- (3) Displaced Persons employed: . . . 427
- (a) Paid by UNRRA - Class II*: . . . no
- (i) working in assembly centre . . .
- (ii) working outside assembly centre (i. e., office, billet, mess) . . .
- (b) Paid by local government (Bürgermeister) . . . 117
- (i) working in assembly centre . . . (incl. admin.) . . . 117
- (ii) working in assembly centre's office, billet, mess, etc. . . .
- (iii) working for Military authorities
- (c) Paid by other employers (with or without arrangement by UNRRA) . . . 149
- (4) Local personnel (Austrians) employed: . . . 5
- (a) Paid by UNRRA - Class II* - and working in UNRRA establishments . . . no
- (b) Paid by local government (Bürgermeister) and working in UNRRA establishments . . . 3

(* Class II personnel are those locally recruited and paid by UNRRA at local rates in local currency.

C. SPECIAL ITEMS

- (1) Number of unaccompanied children: 4
- (a) 6 and under 14 3
- (b) under 6 1
- (2) (a) Number of persons authorized to receive supplementary rations
at end of period for medical reasons: 450

(i) TOTAL	(ii) Males 14 and over	(iii) Females 14 and over	(iv) Children 6 and under 14	(v) Children 3 and under 6	(vi) Infants 1 and under 3	(vii) Infants under 1 year
450	57	245	36	13	12	87

- (b) Number of persons receiving additional workers' "rations" 300
- (c) Number of persons receiving heavy workers' "rations" 118

E. F. Squadrille
Director
E. F. Squadrille
U.S. DEPT. OF JUSTICE
RECORDS & COMMUNICATIONS SECTION

Zone or Area French Zone
Team Number 199
Assembly Center D.P.O.
Location Kufstein/Tyrol
Period Covered by Report Month of April
Date Submitted May 3, 1946

UNRRA
AUSTRIAN MISSION
MONTHLY HEALTH REPORT (DISPLACED PERSONS)

1. VITAL STATISTICS

(a) D.P. population at beginning of month 2179 admissions 126 departures 89
Male Female
(b) Number of live births during month 4 8
(c) Number of deaths under 1 year (no stillbirth) - -
(d) Number of deaths 1 year and over - -
(e) State age, sex and cause of each death _____

2. COMMUNICABLE DISEASE CONTROL

	TOTAL	Diphtheria	Scarlet Fever	Whooping Cough	Typhoid Group	Typhus	Pulm. T. B.	Bac. Dysentery	Meningitis	Scabies	Angina Other diseases	Measles Other diseases	Other diseases	Other diseases
	(a)	(b)	(c)	(d)	(e)	(f)	(g)	(h)	(i)	(j)	(k)	(l)	(m)	(n)
New cases	<u>22</u>	<u>-</u>	<u>-</u>	<u>-</u>	<u>-</u>	<u>-</u>	<u>-</u>	<u>-</u>	<u>-</u>	<u>14</u>	<u>7</u>	<u>1</u>	<u>-</u>	<u>-</u>
Suspects	<u>-</u>	<u>-</u>	<u>-</u>	<u>-</u>	<u>-</u>	<u>-</u>	<u>-</u>	<u>-</u>	<u>-</u>	<u>-</u>	<u>-</u>	<u>-</u>	<u>-</u>	<u>-</u>
Deaths	<u>-</u>	<u>-</u>	<u>-</u>	<u>-</u>	<u>-</u>	<u>-</u>	<u>-</u>	<u>-</u>	<u>-</u>	<u>-</u>	<u>-</u>	<u>-</u>	<u>-</u>	<u>-</u>
(o) Percentag D. Ps not immunised														
(i) Typhoid	<u>17%</u>													
(ii) Typhus	<u>5%</u>													
(iii) Diphtheria	<u>10%</u>													
(iv) Smallpox	<u>13%</u>													
Remarks	<u></u>													

3. MATERNAL HYGIENE

(a) Total Number of prenatal cases registered at beginning of month 51 (b) New cases 14
(c) Number obstetrical complications referred for treatment 1 (d) Number of confinements _____
(e) Remarks Pregnant women station in action

4. INFANT AND PRE - SCHOOL HYGIENE

(a) Number of babies registered in Well-Baby Clinic at beginning of month 73 (b) New Admissions 9
(c) Number of Well-Baby clinic visits 51
(d) Number of children 1 to 6 years examined 96 (e) Number referred for correction 40
(f) Remarks Well-baby clinic in action

5. SCHOOL HYGIENE

(a) Number of children 6-13 years in Camp 109 (b) Number attending school 99 (c) Number examined 130
(d) Number of found defective in: (i) general nutritional status 42 A. Weight increase 48
B. Height increase 78 (ii) teeth 28 (iii) vision 1 (iv) upper respiratory organs 10
(v) skin 3 (vi) orthopedic 1 (vii) other 26 goitre 2
(c) Activities of Health Officer to secure correction of "defects" Treatment in the camp, increase of nutrition through food supplements

6. VENEREAL DISEASE CONTROL

	<u>Syphilis</u>				<u>Gonorrhea</u>		<u>Other</u>
	Early			Late			
	Primary Stage	Secondary Stage	Latent		Acute	Chronia	
(a) New cases diagnosed	1	-	-	-	3	-	-
(b) Number of patients remaining under treatment	-	-	-	-	6	-	-
(c) Number of contacts found positive	-	-	-	-	1	-	-
(d) Remarks	The patients are treated in camp's hospital						

7. TUBERCULOSIS CONTROL

- (a) Number of arrested cases 2 active cases 2 discovered during month.
- (b) Number of arrested cases 20 active cases 12 retained in camp.
- (c) Number of cases sent to sanatorium during month 1
- (d) Number of persons, including contacts, examined clinically 62 fluoroscopy 6
radiography 15 laboratory 27
- (e) Remarks 12 person (T.b.) in treatment at sana Hoch-Zierl.

8. SANITATION

- (a) Condition of kitchens satisfying Food storage satisfying
- (b) Weekly health examination of kitchen personnel performed yes
- (c) Latrines
- (i) cleanliness satisfying
- (ii) adequacy average 1:30
- (iii) flyproof water flushed toilets
- (d) Water supply (answer once only or if supply is changed)
- (i) source mountain lakes through pipe system
- (ii) adequacy very good
- (iii) potability potable
- (e) Quarters
- (i) cleanliness satisfying (ii) estimated degree of crowding normal
- (iii) lousiness about 15 cases (iv) vermin increase of bugs despite of gasifying
- (v) dusting of people and quarters performed see remarks
- (f) Garbage and refuse disposal: frequency daily method by truck
- (g) General cleanliness of camp grounds good
- (h) Remarks 50% of all barracks treated by DDT powder with good result

9. BRIEF NARRATIVE REPORT OF HEALTH EDUCATION ACTIVITIES IN THE VARIOUS FIELDS OF HYGIENE AND SANITATION AND NURSING

Nursing school in progress, health propaganda in schools through lectures and poster.

10. NUTRITION. DIET COMPOSITION AND SUPPLEMENTARY RATIONS FOR SELECTED GROUPS. INCLUDING CHILDREN: General nutrition situation changed to the worse to the fact of cut down the daily rations for DP's from 2000 Cal. to about 1600 Cal. For the reason it was necessary to increase the number of food supplements for reconvalescents, undernourished and so on. Lack of vegetables, potatoes in last period, in quantities not satisfying.

11. NUMBER OF DOCTORS, TRAINED NURSES, NURSE-AIDES, DENTISTS AND OTHER MEDICAL PERSONNEL SERVING IN UNRRA HOSPITALS, INFIRMARIES AND CLINICS:

	(a) UNRRA		(b) DP's
(i) doctors	1	(i) doctors	5
(ii) trained nurses	1	(ii) trained nurses	6
(iii) nurse aides		(iii) nurse aides	-
(iv) dentists		(iv) dentists	2
(v) others		(v) others	15

12. NUMBER OF DPS IN INFIRMARIES AND/OR HOSPITAL(S) ON LAST DAY OF MONTH:

(a) in assembly centre infirmary camp infirmary 20
 (b) in military or local hospital Lufstein 6, Jnnsbruck 4, Wörgl 1, Hoch-Zirl 12
 (c) in UNRRA DP hospital Natters 4

13. TOTAL NUMBER OF PATIENT - DAYS IN UNRRA CAMP OR HOSPITAL DURING THE MONTH ¹⁾

594

14. TOTAL NUMBER OF CLINIC VISITS TO UNRRA CAMP CLINICS DURING THE MONTH ²⁾

1947

15. TOTAL NUMBER OF COMPLETED IMMUNIZATIONS UNDER UNRRA DIRECTION DURING THE MONTH

1650

16. TOTAL NUMBER OF CHILD HEALTH EXAMINATIONS DURING THE MONTH

192

17. OBSERVATIONS AND SUGGESTIONS - TO INCLUDE NOTE ON IMPORTANT DEFICIENCIES IN DRUGS AND EQUIPMENT

Lack of drugs: Antihypertonica, Anthelmintica, Cholagoga, Expectorantia, Sedativa, Spasmolitica, Lack of equipment for analysis of blood, sputum and gastric secretion.

Remarks: 443 persons have been treated in dental station.

D. P. Acting Health Officer

UNRRA Nurse

D. K. Kirschen
 UNRRA Medical Officer

¹⁾ Patient - days during month

A patient-day is that period of service rendered a patient between the census-taking hours of two successive days, the day of discharge being counted as a day of care only if the patient had been both admitted and discharged the same day. The American Hospital Association's instruction is as follows:

Formula for calculation for each calendar day: Midnight census plus number of admissions and births during the succeeding 24 hours, including in admissions the number of patients who were both admitted and discharged (or died) the same day. For patients both admitted and discharged between one daily census and another, a day of care is counted if the patient is admitted, occupies a hospital bed and has a hospital chart originated. Exclude stillbirths from all counts of patient-days.

²⁾ Clinic visits

An out-patient for whom a clinic visit should be counted is an individual registered for and receiving service in the clinic or dispensary who does not occupy a regular bed or bassinot in the hospital.

This report does not require a count of different individuals served, although the clinic administrator may wish to keep such a record for his own use.

A clinic visit is the occasion of treatment, diagnosis, immunisation or any other personal professional service to an out-patient in any subdivision of the clinic.

If the clinic, dispensary or out-patient department is organized in several departments or "clinics," such as a heart clinic or a maternity clinic, each of which keeps a record of patient visits, the clinic administrator may wish to keep a record for his own use of visits to the several departments. A report in such detail is not required on this form. The total number of clinic visits to be reported, therefore, may be either the sum of patient visits to several separate departments, or an unduplicated count of visits to the clinic as a whole if records are kept for such a count.

Zone or Area French.
Team Number 199
Assembly Center Mufstein.
Location Mufstein.
Period Covered by Report 16.4.46 - 30.4.46
Date Submitted 3.5.46.

UNRRA AUSTRIAN MISSION SEMI - MONTHLY STATISTICAL REPORT

A. DISPLACED PERSONS

(1) Country of citizenship (nationality) arranged in the following groups: a. UNITED NATIONS b. EX-ENEMY COUNTRIES c. OTHER COUNTRIES d. SPECIAL CATEGORIES (Enter alphabetically within groups, in accordance with list on reverse side of page. Give group sub-totals.)	(2) No. in camp at beginning of period (brought forward from column 6 of pre- vious return.)	(3) Admitted during period			(4) Total repatriated from assem- bly centre for period	(5) Other Departures (note reasons)		(6) Total remaining at and of period (Add columns 2 and 3, and deduct columns 4 and 5.)
		New to Area or Land	From other assembly centres within Area or Land	From other sources in Area or Land				
GRAND TOTAL	<u>2293</u>	<u>9</u>	<u>8</u>	<u>21</u>	<u>19</u>	<u>69</u>		<u>2183.</u>
A.								
Albania	1							1 ✓
Belgium				1				1 ✓
Czechoslovakia.	63			3		4	6	56 ✓
France.	1						1	1 ✓
Greece.	13							13 ✓
Netherlands.	4			11				5 ✓
Poland.	988	3	1	13		2	40	963 ✓
USSR.	5							5 ✓
Venezuela.	3							3 ✓
Yugoslavia.	275	2	6			1	18	264 ✓
	<u>1353</u>	<u>5</u>	<u>7</u>	<u>18</u>	<u>-</u>	<u>7</u>	<u>65</u>	<u>1311</u>
B.								
Hungary.	7							7 ✓
	<u>7</u>							<u>7</u>
C.								
Spain.	2							2 ✓
Switzerland.	1							1 ✓
Turkey.	2							2 ✓
	<u>5</u>							<u>5</u>
D.								
Estonia.	50					2		48 ✓
Italy.	7	2		2				11 ✓
Latvia.	57							57 ✓
Lithuania.	115						4	111 ✓
Byelorussians (from Poland)	82							82 ✓
Russian Emigres (incl. Stateless)	491	2	1	1		2		493 ✓
Volksdeutsche from: Czechoslovakia.	8					8		- ✓
Yugoslavia.	40							40 ✓
Poland.	18							18 ✓
	<u>868</u>	<u>4</u>	<u>1</u>	<u>3</u>	<u>-</u>	<u>12</u>	<u>4</u>	<u>820</u>

M. G. Mont Appantide.

495/23

3161
2143
5344

M. G. Hunt Supplement

495/23

3161
2183
5344

a. **United Nations Countries.**

Albania	El Salvador	Nicaragua
Australia	Ethiopia	Norway
Belgium	France	Panama
Bolivia	Greece	Paraguay
Brazil	Guatemala	Peru
Canada	Haiti	Philippines
Chile	Honduras	Poland
China	Iceland	South Africa
Columbia	India	Uruguay
Costa Rica	Iran	U. K.
Cuba	Iraq	U. S. A.
Czechoslovakia	Liberia	U. S. S. R. (To include Byelorussian and Ukrainian Soviet Socialist Republic's)
Denmark	Luxembourg	Venezuela
Dominican Republic	Mexico	Yugoslavia
Ecuador	Netherlands	
Egypt	New Zealand	

b. **Ex-Enemy Countries.**

Austria	Finland	Hungary	Roumania
Bulgaria	Germany	Japan	Siam

c. **Other Countries.**

Argentina	Portugal	Switzerland
Afghanistan	Spain	Syria
Eire	Saudi Arabia	Turkey
Lebanon	Sweden	

d. **Special Categories.**

Italy	Ukrainians (state domicile as of 3 September 1939)	Sudeten Germans
Estonia	Volksdeutsche (state country of domicile as of 3 September 1939)	Russian Emigrés (some-times called "White Russians")
Latvia		Stateless (either holding Nansen passports or unquestionably determined)
Lithuania		
Jews (list separately for each country of origin or specify if stateless)		

N. B. — Except for the "special categories", this classification is to be based on country of citizenship: i. e., a Norwegian is a person who claims citizenship in Norway, but a Norwegian who had become a naturalized citizen of the United States is to be classified as a citizen of the United States.

- (7) Total residing at end of period in assembly centre in which UNRRA is participating by age and sex:

(a)	(b)	(c)	(d)	(e)	(f)	(g)	(h)	(i)	(j)
Total	Males 45 and over	Females 45 and over	Males 18 and under 45	Females 18 and under 45	Males 14 and under 18	Females 14 and under 18	Children 6 and under 14	Children 1 and under 6	Infants under 1 years
2182	195	167	739	677	47	51	109	114	83

- (8) Number registered at end of period receiving assistance but not shelter in assembly centre in which UNRRA is participating:

(a) TOTAL no (b) Food or other Material Assistance (c) Tracing Bureau (d) Other Sources

B. PERSONNEL AT END OF PERIOD

- (1) Total number of UNRRA personnel (Class I) in assembly centre . . . 10
- (2) Total number of voluntary society personnel working under UNRRA agreements, i. e., UNRRA Class III personnel in assembly centre . . . no
- (3) Displaced Persons employed: 473
- (a) Paid by UNRRA - Class II*: no
- (i) working in assembly centre
- (ii) working outside assembly centre (i. e., office, billet, mess)
- (b) Paid by local government (Bürgermeister) 131
- (i) working in assembly centre (incl. administr.) 131
- (ii) working in assembly centre's office, billet, mess, etc.
- (iii) working for Military authorities
- (c) Paid by other employers (with or without arrangement by UNRRA) 59
- (4) Local personnel (Austrians) employed: 4
- (a) Paid by UNRRA - Class II* - and working in UNRRA establishments no
- (b) Paid by local government (Bürgermeister) and working in UNRRA establishments

(* Class II personnel are those locally recruited and paid by UNRRA at local rates in local currency.

C. SPECIAL ITEMS

- (1) Number of unaccompanied children: 5
- (a) 6 and under 14 4
- (b) under 6 2
- (2) (a) Number of persons authorized to receive supplementary rations
at end of period for medical reasons: 164

(i)	(ii)	(iii)	(iv)	(v)	(vi)	(vii)
TOTAL	Males 14 and over	Females 14 and over	Children 6 and under 14	Children 3 and under 6	Infants 1 and under 3	Infants under 1 year
164	18	145	8	2	-	1

- (b) Number of persons receiving additional workers' "rations" 330
- (c) Number of persons receiving heavy workers' "rations" 143

Director

E. F. Squadrillo

3
ch 1946)

Zone or Area French
Team Number 148
Assembly Center Camp Landeck
Location Austria - Tirol
Period Covered 1.4.-30.4.46
by Report
Date Submitted 2.5.46

UNRRA AUSTRIAN MISSION SEMI - MONTHLY STATISTICAL REPORT

A. DISPLACED PERSONS

(1)	(2)	(3)			(4)	(5)			(6)
Country of citizenship (nationality) arranged in the following groups: a. UNITED NATIONS b. EX-ENEMY COUNTRIES c. OTHER COUNTRIES d. SPECIAL CATEGORIES (Enter alphabetically within groups, in accordance with list on reverse side of page. Give group sub-totals.)	No. in camp at beginning of period (brought forward from column 6 of previous return.)	Admitted during period			Total repatriated from assembly centre for period	Other Departures (note reasons) a. b.c.			Total remaining at and of period (Add columns 2 and 3, and deduct columns 4 and 5.)
		New to Area or Land	From other assembly centres within Area or Land	From other sources in Area or Land					
GRAND TOTAL	3081	25	2	106	4	2	19	28	3161
A. United Nations									
Mexicans	1	-	-	-	-	1	-	-	-
French	8	-	-	-	-	-	-	-	8 ✓
Poles	7	-	-	-	-	1	-	-	6 ✓
Soviets	6	-	-	2	4	-	-	-	4 ✓
Yugoslaves	2	-	-	-	-	-	2	-	- ✓
	24	-	-	2	4	2	2	-	18
B. Ex-Enemy Countries									
Bulgarians	1	-	-	-	-	-	-	-	1 ✓
Hungarians	1	-	1	-	-	-	-	-	2 ✓
Roumanians	2	-	-	-	-	-	-	-	2 ✓
	4	-	1	-	-	-	-	-	5
C. Other Countries									
Turks	273	-	-	1	-	-	-	1	273 ✓
. Special Categories									
Estonians	2	-	-	-	-	-	-	-	2 ✓
Latvians	7	-	-	-	-	-	-	-	7 ✓
Lithuanians	4	-	-	-	-	-	-	-	4 ✓
Russ.f.Poland	1	-	-	-	-	-	-	-	1 ✓
Stateless	100	-	-	3	-	-	3	-	100 ✓
Ukrainians	2666	25	-	100	-	-	14	27	2750 ✓
White Russ.f.Pol.	-	-	1	-	-	-	-	-	1 ✓
	2780	25	1	103	-	-	17	27	2865

a/ departures to other zones

b/ to camps in the same zone

c/ without place of destination

Total residing at end of period in assembly centre in which UNRRA is participating by age and sex:

(a)	(b)	(c)	(d)	(e)	(f)	(g)	(h)	(i)	(j)
Total	Males 45 and over	Females 45 and over	Males 18 and under 45	Females 18 and under 45	Males 14 and under 18	Females 14 and under 18	Children 6 and under 14	Children 1 and under 6	Infants under 1 years
3161	327	233	1068	807	99	66	211	266	84

(8) Number registered at end of period receiving assistance but not shelter in assembly centre in which UNRRA is participating:

(a) TOTAL - (b) Food or other Material Assistance - (c) Tracing Bureau - (d) Other Sources -

B. PERSONNEL AT END OF PERIOD

(1) Total number of UNRRA personnel (Class I) in assembly centre 8

(2) Total number of voluntary society personnel working under UNRRA agreements, i. e., UNRRA Class III personnel in assembly centre -

(3) Displaced Persons employed: 418

(a) Paid by UNRRA - Class II*: -

(i) working in assembly centre -

(ii) working outside assembly centre (i. e., office, billet, mess) -

(b) Paid by local government (Bürgermeister) 298

(i) working in assembly centre

(ii) working in assembly centre's office, billet, mess, etc. 285

(iii) working for Military authorities 13

(c) Paid by other employers (with or without arrangement by UNRRA) 120

(4) Local personnel (Austrians) employed: -

(a) Paid by UNRRA - Class II* - and working in UNRRA establishments -

(b) Paid by local government (Bürgermeister) and working in UNRRA establishments -

(* Class II personnel are those locally recruited and paid by UNRRA at local rates in local currency.

C. SPECIAL ITEMS

- (1) Number of unaccompanied children: 9
- (a) 6 and under 14 7
- (b) under 6 2
- (2) (a) Number of persons authorized to receive supplementary rations
at end of period for medical reasons: 152

(i) TOTAL	(ii) Males 14 and over	(iii) Females 14 and over	(iv) Children 6 and under 14	(v) Children 3 and under 6	(vi) Infants 1 and under 3	(vii) Infants under 1 year
152	30	80	36	6	0	0

- (b) Number of persons receiving additional workers' "rations" 80
- (c) Number of persons receiving heavy workers' "rations" 18

Amelia Skutis
Director

D.P. CAMP LANBECK
DIRECTOR

Zone or Area French
Team Number 148
Assembly Center D.P. Camp Landeck
Location Austria - Tirol
Period Covered by Report 30.3. - 30.4.46
Date Submitted May 2 nd 1946.

UNRRA **AUSTRIAN MISSION** **MONTHLY HEALTH REPORT (DISPLACED PERSONS)**

1. VITAL STATISTICS

(a) D.P. population at beginning of month _____ admissions _____ departures _____
Male Female
(b) Number of live births during month 10 7
(c) Number of deaths under 1 year (no stillbirth) 0 0
(d) Number of deaths 1 year and over 0 0
(e) State age, sex and cause of each death _____

2. COMMUNICABLE DISEASE CONTROL

	TOTAL	Diphtheria	Scarlet Fever	Whooping Cough	Typhoid Group	Typhus	Pulm. T. B.	Bac. Dysentery	Meningitis	Scabies	Other diseases	Other diseases	Other diseases	Other diseases
	(a)	(b)	(c)	(d)	(e)	(f)	(g)	(h)	(i)	(j)	(k)	(l)	(m)	(n)
New cases	<u>12</u>						<u>5</u>			<u>3</u>	<u>1</u> gonorr.		<u>3</u> coquel.	
Suspects	<u>1</u>												<u>1</u>	"
Deaths	<u>0</u>													
(o) Percentag D. Ps not immunised														
(i) Typhoid						<u>13%</u>	(ii) Typhus	<u>25%</u>	(iii) Diphtheria	<u>75%</u>	(iv) Smallpox	<u>12%</u>		
Remarks	<u>Percentage D.P.s not immunised - people transferred from Kufstein</u>													

3. MATERNAL HYGIENE

(a) Total Number of prenatal cases registered at beginning of month 65 (b) New cases 18
(c) Number obstetrical complications referred for treatment 0 (d) Number of confinements 18
(e) Remarks _____

4. INFANT AND PRE - SCHOOL HYGIENE

(a) Number of babies registered in Well-Baby Clinic at beginning of month 72 (b) New Admissions 21
(c) Number of Well-Baby clinic visits 229
(d) Number of children 1 to 6 years examined 25 (e) Number referred for correction _____
(f) Remarks _____

5. SCHOOL HYGIENE

(a) Number of children 6-13 years in Camp 205 (b) Number attending school 472 (c) Number examined 210
(d) Number of found defective in: (i) general nutritional status _____ A. Weight increase 18
B. Height increase 2 (ii) teeth 30% (iii) vision 0% (iv) upper respiratory organs 20
(v) skin 2 (vi) orthopedic 0 (vii) other _____
(c) Activities of Health Officer to secure correction of "defects" Prophylactic and therapeutic medica-
ments, distribution of vitamines to children 0-18 years; supplementary
foods, actinotherapy.

6. VENEREAL DISEASE CONTROL

	<u>Syphilis</u>			<u>Gonorrhea</u>		<u>Other</u>	
	Early		Latent	Late	Acute	Chronia	
	Primary Stage	Secondary Stage					
(a) New cases diagnosed						1	
(b) Number of patients remaining under treatment							
(c) Number of contacts found positive							
(d) Remarks							

7. TUBERCULOSIS CONTROL

- (a) Number of arrested cases 52 active cases 5 discovered during month.
- (b) Number of arrested cases 38 active cases 6 retained in camp.
- (c) Number of cases sent to sanatorium during month 6
- (d) Number of persons, including contacts, examined clinically 35 fluoroscopy 35
radiography 0 laboratory 8
- (e) Remarks

8. SANITATION

- (a) Condition of kitchens very good Food storage very good
- (b) Weekly health examination of kitchen personnel performed yes
- (c) Latrines
- (i) cleanliness good
- (ii) adequacy insufficient but new are built
- (iii) flyproof yes
- (d) Water supply (answer once only or if supply is changed)
- (i) source as in previous reports
- (ii) adequacy - " -
- (iii) potability - " -
- (d) Quarters
- (i) cleanliness fair (ii) estimated degree of crowding 200%
- (iii) lousiness exceptional (iv) vermin bed bugs in some barracks
- (v) dusting of people and quarters performed regularly was available
- (f) Garbage and refuse disposal: frequency daily method garbage tins, lorry and cart from camp
- (g) General cleanliness of camp grounds good
- (h) Remarks

9. BRIEF NARRATIVE REPORT OF HEALTH EDUCATION ACTIVITIES IN THE VARIOUS FIELDS OF HYGIENE AND SANITATION AND NURSING

We have now a course for nurses in the camp which was attended by 40 people. Theoretical lessons were given by the D.P. doctors and the practical lessons by the UNRRA nurse.

10. NUTRITION. DIET COMPOSITION AND SUPPLEMENTARY RATIONS FOR SELECTED GROUPS. INCLUDING CHILDREN:

0 - 4 months - 1 lt milk - 200 gr bread per day - 350 gr sugar weekly
 4 - 8 " - 1 " " - 200 " " " " - 350 " " 250 gr grit weekly
 8 - 12 " - 1 " " - 200 " " " " - 350 " sugar, 350 gr grit weekly
 1 - 6 years - 1/2 lt milk and meals from kitch. 125 " butter weekly
 6-14 " - 1/2 " " and mels from main kitchen
 pregnant and nursing mothers till 4 months after birth - 1/2 milk, 170gr butt

11. NUMBER OF DOCTORS, TRAINED NURSES, NURSE-AIDES, DENTISTS AND OTHER MEDICAL PERSONNEL SERVING IN UNRRA HOSPITALS, INFIRMARIES AND CLINICS:

(a) UNRRA	(b) DPs
(i) doctors <u>1</u>	(i) doctors <u>5</u>
(ii) trained nurses <u>1</u>	(ii) trained nurses <u>2</u>
(iii) nurse aides _____	(iii) nurse aides <u>6</u>
(iv) dentists _____	(iv) dentists <u>2</u>
(v) others _____	(v) others <u>2 midwives, 1 pharmacist</u>

12. NUMBER OF DPS IN INFIRMARIES AND/OR HOSPITAL(S) ON LAST DAY OF MONTH:

(a) in assembly centre infirmary 5
 (b) in military or local hospital 8
 (c) in UNRRA DP hospital 0

13. TOTAL NUMBER OF PATIENT - DAYS IN UNRRA CAMP OR HOSPITAL DURING THE MONTH ¹⁾
180

TOTAL NUMBER OF CLINIC VISITS TO UNRRA CAMP CLINICS DURING THE MONTH ²⁾

1220 clinic visits, 785 dental visits

15. TOTAL NUMBER OF COMPLETED IMMUNIZATIONS UNDER UNRRA DIRECTION DURING THE MONTH 0

16. TOTAL NUMBER OF CHILD HEALTH EXAMINATIONS DURING THE MONTH 254

17. OBSERVATIONS AND SUGGESTIONS - TO INCLUDE NOTE ON IMPORTANT DEFICIENCIES IN DRUGS AND EQUIPMENT We need for the hospital and dispensary and sanitation

Alcool 5 lt.
 White paint 50 kg.
 Electric bulbs 25
 Aprons for doctors 6
 Aprons for nurses 8
 Brooms 8
 Brushes 4
 Cleaning cloths 10
 Lime chlorusit 50 kg
 D.D.T. powder 50 kg
 D.D.T. liquid 100 kg.

D. P. Acting Health Officer

UNRRA Nurse

UNRRA Medical Officer

¹⁾ Patient - days during month

A patient-day is that period of service rendered a patient between the census-taking hours of two successive days, the day of discharge being counted as a day of care only if the patient had been both admitted and discharged the same day. The American Hospital Association's instruction is as follows:

Formula for calculation for each calendar day: Midnight census plus number of admissions and births during the succeeding 24 hours, including in admissions the number of patients who were both admitted and discharged (or died) the same day. For patients both admitted and discharged between one daily census and another, a day of care is counted if the patient is admitted, occupies a hospital bed and has a hospital chart originated. Exclude stillbirths from all counts of patient-days.

²⁾ Clinic visits

An out-patient for whom a clinic visit should be counted is an individual registered for and receiving service in the clinic or dispensary who does not occupy a regular bed or bassinet in the hospital.

This report does not require a count of different individuals served, although the clinic administrator may wish to keep such a record for his own use.

A clinic visit is the occasion of treatment, diagnosis, immunisation or any other personal professional service to an out-patient in any subdivision of the clinic.

If the clinic, dispensary or out-patient department is organized in several departments or "clinics," such as a heart clinic or a maternity clinic, each of which keeps a record of patient visits, the clinic administrator may wish to keep a record for his own use of visits to the several departments. A report in such detail is not required on this form. The total number of clinic visits to be reported, therefore, may be either the sum of patient visits to several separate departments, or an unduplicated count of visits to the clinic as a whole if records are kept for such a count.

Zone or Area French
Team Number 199
Assembly Center Kufstein
Location Kufstein
Period Covered
by Report 1.4-15.4.46
Date Submitted 17.4.46

UNRRA **AUSTRIAN MISSION** **SEMI - MONTHLY STATISTICAL REPORT**

A. DISPLACED PERSONS

(1) Country of citizenship (nationality) arranged in the following groups: a. UNITED NATIONS b. EX-ENEMY COUNTRIES c. OTHER COUNTRIES d. SPECIAL CATEGORIES (Enter alphabetically within groups, in accordance with list on reverse side of page. Give group sub-totals.)	(2) No. in camp at beginning of period (brought forward from column 6 of pre- vious return.)	(3) Admitted during period			(4) Total repatriated from assem- bly centre for period	(5) Other Departures (note reasons) auth uns		(6) Total remaining at and of period (Add columns 2 and 3, and deduct columns 4 and 5.)
		New to Area or Land	From other assembly centres within Area or Land	From other sources in Area or Land				
GRAND TOTAL	2178	15	16	64		30	10	2233
A. Albania	1							1
Czechoslovakia	62			1				63
France	1							1
Greece	15						2	13
Netherlands	-			4				4
Peru	-			2		2		-
Poland	1016	4	11	39		3		1067
USSR	3		1	1				5
Venezuela	3			2		2		3
Yugoslavia	267	8		2		2		275
	1368	12	12	54		9	2	1432
B. Hungary	7							7
Roumanina	1					1		-
	8					1		7
C. Spain	4			1		3		2
Switzerland	1							1
Turkey	2							2
	7			1		3		5
D. Estonia	48			5		3		50
Italy	4	1		2				7
Latvia	64					2	5	57
Lithuania	114		2				1	115
Byelorussians								
(from Poland)	21							21
Russian Emigrés								
(ind. Stateless)	491	2	2	5		7	2	491
Volksdeutsche from								
Czechoslovakia	13					5		8
Yugoslavia	40							40
	795	3	4	12		17	8	789

a. **United Nations Countries.**

Albania	El Salvador	Nicaragua
Australia	Ethiopia	Norway
Belgium	France	Panama
Bolivia	Greece	Paraguay
Brazil	Guatemala	Peru
Canada	Haiti	Philippines
Chile	Honduras	Poland
China	Iceland	South Africa
Columbia	India	Uruguay
Costa Rica	Iran	U. K.
Cuba	Iraq	U. S. A.
Czechoslovakia	Liberia	U. S. S. R. (To include Byelorussian and Ukrainian Soviet Socialist Republic's)
Denmark	Luxembourg	Venezuela
Dominican Republic	Mexico	Yugoslavia
Ecuador	Netherlands	
Egypt	New Zealand	

b. **Ex-Enemy Countries.**

Austria	Finland	Hungary	Roumania
Bulgaria	Germany	Japan	Siam

c. **Other Countries.**

Argentina	Portugal	Switzerland
Afghanistan	Spain	Syria
Eire	Saudi Arabia	Turkey
Lebanon	Sweden	

d. **Special Categories.**

Italy	Ukrainians (state domicile as of 3 September 1939)	Sudeten Germans
Estonia	Volksdeutsche (state country of domicile as of 3 September 1939)	Russian Emigrés (some-times called "White Russians")
Latvia		Stateless (either holding Nansen passports or unquestionably determined)
Lithuania		
Jews (list separately for each country of origin or specify if stateless)		

N. B. — Except for the "special categories", this classification is to be based on country of citizenship: i. e., a Norwegian is a person who claims citizenship in Norway, but a Norwegian who had become a naturalized citizen of the United States is to be classified as a citizen of the United States.

- (7) Total residing at end of period in assembly centre in which UNRRA is participating by age and sex:

(a)	(b)	(c)	(d)	(e)	(f)	(g)	(h)	(i)	(j)
Total	Males 45 and over	Females 45 and over	Males 18 and under 45	Females 18 and under 45	Males 14 and under 18	Females 14 and under 18	Children 6 and under 14	Children 1 and under 6	Infants under 1 years
2233	205	169	748	709	39	47	123	113	80

- (8) Number registered at end of period receiving assistance but not shelter in assembly centre in which UNRRA is participating:

(a) TOTAL no (b) Food or other Material Assistance (c) Tracing Bureau (d) Other Sources

B. PERSONNEL AT END OF PERIOD

(1) Total number of UNRRA personnel (Class I) in assembly centre 12

(2) Total number of voluntary society personnel working under UNRRA agreements, i. e., UNRRA Class III personnel in assembly centre no

(3) Displaced Persons employed: 526

(a) Paid by UNRRA - Class II*: no

(i) working in assembly centre

(ii) working outside assembly centre (i. e., office, billet, mess)

(b) Paid by local government (Bürgermeister) 111

(i) working in assembly centre (incl. administr.) 111

(ii) working in assembly centre's office, billet, mess, etc.

(iii) working for Military authorities

(c) Paid by other employers (with or without arrangement by UNRRA) 53

(4) Local personnel (Austrians) employed: 3

(a) Paid by UNRRA - Class II* - and working in UNRRA establishments no

(b) Paid by local government (Bürgermeister) and working in UNRRA establishments 3

(* Class II personnel are those locally recruited and paid by UNRRA at local rates in local currency.

C. SPECIAL ITEMS

(1) Number of unaccompanied children: 3

(a) 6 and under 14 3

(b) under 6 no

(2) (a) Number of persons authorized to receive supplementary rations
at end of period for medical reasons: 195

(i) TOTAL	(ii) Males 14 and over	(iii) Females 14 and over	(iv) Children 6 and under 14	(v) Children 3 and under 6	(vi) Infants 1 and under 3	(vii) Infants under 1 year
195	27	136	25	4	1	2

(b) Number of persons receiving additional workers' "rations" . . . 291

(c) Number of persons receiving heavy workers' "rations" 198

D. Squadille
Director

10. NUTRITION. DIET COMPOSITION AND SUPPLEMENTARY RATIONS FOR SELECTED GROUPS. INCLUDING CHILDREN: 5 diff. diets for sick-people and supplements for nursing-mothers, pregnant women, children, convalescents, Tb-sick, etc. were continued in the last month. Elaboration of new nutrition for next period in view of food-shortage. Lack of vegetables. Quantity of potatoes not sufficient.

11. NUMBER OF DOCTORS, TRAINED NURSES, NURSE-AIDES, DENTISTS AND OTHER MEDICAL PERSONNEL SERVING IN UNRRA HOSPITALS, INFIRMARIES AND CLINICS:

(a) UNRRA		(b) DPs	
(i) doctors	1	(i) doctors	5
(ii) trained nurses	1	(ii) trained nurses	6
(iii) nurse aides		(iii) nurse aides	3
(iv) dentists		(iv) dentists	2
(v) others		(v) others	15

12. NUMBER OF DPS IN INFIRMARIES AND/OR HOSPITAL(S) ON LAST DAY OF MONTH:

- (a) in assembly centre infirmary camp infirmary-20
 (b) in military or local hospital Kufstein 12, Innsbr. 1, Wörgel 2, Zams 2, Hoch-Zirl 12,
 (c) in UNRRA DP hospital Natters 5

13. TOTAL NUMBER OF PATIENT - DAYS IN UNRRA CAMP OR HOSPITAL DURING THE MONTH ¹⁾

14. TOTAL NUMBER OF CLINIC VISITS TO UNRRA CAMP CLINICS DURING THE MONTH ²⁾

15. TOTAL NUMBER OF COMPLETED IMMUNIZATIONS UNDER UNRRA DIRECTION DURING THE MONTH

16. TOTAL NUMBER OF CHILD HEALTH EXAMINATIONS DURING THE MONTH

17. OBSERVATIONS AND SUGGESTIONS - TO INCLUDE NOTE ON IMPORTANT DEFICIENCIES IN DRUGS AND EQUIPMENT

Deficiencies in drugs as it is shown in old report namely: Antihypertonica, Anthelmintica, Cholagoga, Expectorantia, Sedativa, Hypertonica, Spasmolitica, Stomachica, Sulfamide.

D. P. Acting Health Officer

UNRRA Nurse

Dr. K. Kwiatkowski
Medical Officer

¹⁾ Patient - days during month

A patient-day is that period of service rendered a patient between the census-taking hours of two successive days, the day of discharge being counted as a day of care only if the patient had been both admitted and discharged the same day. The American Hospital Association's instruction is as follows:

Formula for calculation for each calendar day: Midnight census plus number of admissions and births during the succeeding 24 hours, including in admissions the number of patients who were both admitted and discharged (or died) the same day. For patients both admitted and discharged between one daily census and another, a day of care is counted if the patient is admitted, occupies a hospital bed and has a hospital chart originated. Exclude stillbirths from all counts of patient-days.

²⁾ Clinic visits

An out-patient for whom a clinic visit should be counted is an individual registered for and receiving service in the clinic or dispensary who does not occupy a regular bed or bassinets in the hospital.

This report does not require a count of different individuals served, although the clinic administrator may wish to keep such a record for his own use.

A clinic visit is the occasion of treatment, diagnosis, immunisation or any other personal professional service to an out-patient in any subdivision of the clinic.

If the clinic, dispensary or out-patient department is organized in several departments or "clinics," such as a heart clinic or a maternity clinic, each of which keeps a record of patient visits, the clinic administrator may wish to keep a record for his own use of visits to the several departments. A report in such detail is not required on this form. The total number of clinic visits to be reported, therefore, may be either the sum of patient visits to several separate departments, or an unduplicated count of visits to the clinic as a whole if records are kept for such a count.

Zone or Area French Zone
Period Covered by Report March 1946
Date Submitted 5 April 1946

UNRRA

AUSTRIAN MISSION

SEMI-MONTHLY STATISTICAL REPORT

A. DISPLACED PERSONS

(1)	(2)	(3)	(4)
Country of citizenship (nationality) arranged in the following groups: a. UNITED NATIONS b. EX-ENEMY COUNTRIES c. OTHER COUNTRIES d. SPECIAL CATEGORIES (Enter alphabetically by groups, in accordance with list on reverse side of page. Give group sub-totals.)	DP Departures from Zone to date	Total DPs remaining in Zone at end of period	Total DPs residing at end of period in assembly centres in which UNRRA is participating
GRAND TOTAL			
a. <u>United Nations Countries</u>			
Albania			1
Czechoslovakia			62
France			9
Greece			15
Mexico			1
Poland			1,023
U.S.S.R.			9
Venezuela			3
Yugoslavia			269
b. <u>Ex-Enemy Countries</u>			
Bulgaria			1
Hungary			8
Romania			3
c. <u>Other Countries</u>			
Spain			4
Switzerland			1
Turkey			275
d. <u>Special Categories</u>			
Estonia			50
Italy			4
Latvia			71
Lithuania			118
Ukraine			2,666
Volksdeutsche (Czechoslovak)			13
" (Yugoslav)			40
Russian Emigres (White Russ.)			21
Russian from Poland			1
Stateless			591
GRAND TOTAL			<u>5,259</u>

a. **United Nations Countries.**

Albania	El Salvador	Nicaragua
Australia	Ethiopia	Norway
Belgium	France	Panama
Bolivia	Greece	Paraguay
Brazil	Guatemala	Peru
Canada	Haiti	Philippines
Chile	Honduras	Poland
China	Iceland	South Africa
Columbia	India	Uruguay
Costa Rica	Iran	U. K.
Cuba	Iraq	U. S. A.
Czechoslovakia	Liberia	U. S. S. R. (To include Byelorussian and Ukrainian Soviet Socialist Republic's)
Denmark	Luxembourg	Venezuela
Dominican Republic	Mexico	Yugoslavia
Ecuador	Netherlands	
Egypt	New Zealand	

b. **Ex-Enemy Countries.**

Austria	Finland	Hungary	Roumania
Bulgaria	Germany	Japan	Siam

c. **Other Countries.**

Argentina	Portugal	Switzerland
Afghanistan	Spain	Syria
Eire	Saudi Arabia	Turkey
Lebanon	Sweden	

d. **Special Categories.**

Italy	Ukrainians (state domicile as of 3 September 1939)	Sudeten Germans
Estonia	Volksdeutsche (state country of domicile as of 3 September 1939)	Russian Emigrés (some-times called "White Russians")
Latvia		Stateless (either holding Nansen passports or unquestionably determined)
Lithuania		
Jews (list separately for each country of origin or specify if stateless)		

N. B. — Except for the "special categories", this classification is to be based on country of citizenship: i. e., a Norwegian is a person who claims citizenship in Norway, but a Norwegian who had become a naturalized citizen of the United States is to be classified as a citizen of the United States.

(5) Total residing at end of period in assembly centres in which UNRRA is participating by age and sex:

(a) TOTAL

(b) Males 45 and over

(c) Females 45 and over

(d) Males 18 and under 45

(e) Females 18 and under 45

(f) Males 14 and under 18

(g) Females 14 and under 18

(h) Children 6 and under 14

(i) Children 1 and under 6

(j) Infants under 1 year

(6) Number registered at end of period receiving assistance but not shelter in assembly centres in which UNRRA is participating:

(a) TOTAL

(b) Food or other material assistance

(c) Tracing service

(d) Other services

Total	Area I	Area II	Land Kärnten	Land Steiermark
5,259				
518				
405				
1,753				
1,516				
114				
122				
327				
357				
147				
-				
-				
-				
-				

B. ASSEMBLY CENTER ADMINISTRATION

(1) Total number of assembly centres in the Zone:

(a) administered by UNRRA

(b) administered by Military:

(1) assisted by UNRRA

(2) assisted by voluntary societies under UNRRA agreements

(3) other (Military only, i. e., on participation by UNRRA or voluntary societies under UNRRA agreements)

4				
2				
2				

C. PERSONNEL AT END OF PERIOD

	Total	Area I	Area II	Land Kärnten	Land Steiermark
(1) Total number of UNRRA personnel (Class I) in Zone:	45				
(a) in assembly centres	22				
(b) at Area or Land Headquarters	6				
(c) in Tracing Bureau at Zone Headquarters	2				
(d) others at Zone Headquarters	15				
(2) Total of voluntary society personnel working under UNRRA agreements, i. e., UNRRA Class III employees in Zone:					
(a) in assembly centres					
(b) at Area or Land Headquarters					
(c) in Tracing Bureau at Zone Headquarters					
(d) others at Zone Headquarters					
(3) Displaced persons employed:					
(a) Paid by UNRRA - Class II* - and working:					
(i) in assembly centres					
(ii) outside assembly centres (i. e., offices, billets, messes)					
(iii) at Area or Land Headquarters (including offices, billets, messes)					
(iv) in Tracing Bureau at Zone Headquarters					
(v) others at Zone Headquarters (including offices, billets, messes)					
(b) Paid by local Government (Bürgermeister) and working:	517				
(i) in assembly centres	501				
(ii) in assembly centres' offices, billets, messes, etc.	4				
(iii) for Military authorities	12				

*) Class II persons are those locally recruited and paid by UNRRA at local rates in local currency.

D. HEALTH

- (1) Total number of DPs in infirmaries and/or hospital(s) on last day of month:
- (a) in assembly centre infirmaries
- (b) in military or local hospitals
- (c) in UNRRA DP hospitals
- (2) Total number of patient days in UNRRA operated infirmaries and hospitals during this month
- (3) Total number of clinic visits to UNRRA operated clinics, infirmaries and hospitals during this month
- (4) Number of UNRRA operated assembly centres or other UNRRA operated institutions in which services reported in items (2) and (3) above were provided this month

Total	Area I	Area II	Land Kärnten	Land Steiermark
63				
27				
35				
1 (Salzburg)				
651				
2,459				
2				

- (5) Number of doctors, trained nurses, nurse-aides, dentists and other medical personnel serving in UNRRA clinics, infirmaries and hospitals:

(a) UNRRA

- (i) doctors 2
- (ii) trained nurses 2
- (iii) nurse aides
- (iv) dentists
- (v) others

(b) Displaced Persons

- (i) doctors 13
- (ii) trained nurses 6
- (iii) nurse aides 5
- (iv) dentists 4
- (v) others 3

- (6) Total number of completed immunizations under UNRRA direction during this month . .

1500				
401				

- (7) Total number of child health examinations during this month under UNRRA direction . .

E. SPECIAL ITEMS

	Total	Area I	Area II	Land Kärnten	Land Steiermark
(1) Number of unaccompanied children:	12				
(a) 6 and under 14	9				
(b) under 6	3				
(2) (a) Number of persons authorized to receive supplementary rations at end of period for medical reasons:	262				
(i) Males 14 and over	46				
(ii) Females 14 and over	169				
(iii) Children 6 and under 14	26				
(iv) Children 3 and under 6	11				
(v) Infants 1 and under 3	6				
(vi) Infants under 1 year	4				
(b) Number of persons receiving additional workers' "rations":	398				
(c) Number of persons receiving heavy wor- kers' "rations":	128				

Director

French

ZONE.....199..

UNRRA AUSTRIAN MISSION

P.1 of MSR-2/AC

SEMI-MONTHLY STATISTICS 1946

TEAM NO. ...Kufstein

REPORT ON DP ASSEMBLY CENTRE OPERATION FOR

ASSEMBLY CENTRE April 2-nd 1946

LOCATION.....

DATE.....

(1) A. Displaced Persons: B. Neutral C. Special Categories D. Ex-enemy (Enter ALPHABETICALLY by groups in accordance with list on reverse side of this sheet.)	(2) No. in Camp at beginning of period (brought forward from column 6 of previous return)	(3) Admitted during period		(4) Total repatriated from assembly centre for period	(5) Other departures (specify reasons)		(6) Totals remaining at end of Period (Obtained by adding columns 2 and 3 and deducting columns 4 and 5. (Give Group sub-totals.)
		New to Land (area)	From other camps within Land (Area)		From other sources	auth. un-auth.	
A. Albanian	-	-	1	-	-	-	1
Czechoslovaks	34	-	29	-	-	-	62
French	1	-	-	-	-	-	1
Greeks	10	-	-	-	-	-	15
Poles	577	2	456	36	2	-	1016
Soviet-Russians	6	-	-	-	4	-	3
Turks	-	-	2	-	-	-	2
Venezuelians	3	-	-	-	-	-	3
Yugoslavs	131	2	141	8	4	-	267
B. Spaniard	1	-	-	-	-	-	4
Swiss	1	-	-	-	-	-	1
C. Estonians	47	-	-	-	-	-	48
Italians	2	-	-	-	-	-	4
Latvians	36	-	29	-	1	-	64
Lithuanians	115	-	2	-	4	-	114
Stateless (Russ. Mizr.)	491	-	-	-	4	-	491
Sudeten Germans	10	-	-	-	10	-	-
Ukrainians	416	-	-	-	416	-	-

Francis M. Bnain

continued page 1/b 1

GRAND
TOTAL:

A. Allied

Albanians
Americans
Argentinians
Australians
Belgians
Bolivians
Brazilians
British (to include all
British subjects
except Dominions and
India which are listed
separately)
Canadians
Chileans
Chinese
Colombians
Costa Ricans
Cubans
Czechoslovakians

Danes
Dominicans
Dutch
Ecuadorians
Egyptians
Ethiopians
French (to include French
colonies and
protectorates)
Greeks
Guatemalans
Haitians
Hondurans
Icelanders
Indians
Iranians
Iraqis
Lebanese
Liberians

Luxembourgers
Mexicans
New Zealanders
Nicaraguans
Norwegians
Panamanians
Paraguayans
Peruvians
Philippines
Poles
Salvadorans
Saudi Arabians
South Africans
Soviets
Syrians
Turks
Uruguayans
Venezuelans
Yugoslavs

B. Neutral

Afghans
Eireans
Finns
Portuguese

Spaniards
Swedes
Swiss

C. Special Categories

Austrians
Estonians
Italians
Jews (state country of origin
or if stateless)
Latvians
Lithuanians
Stateless (holding Nansen passports)

Sudeten Germans
Ukrainians (state
country of domici-
cile as of 3rd
September 1939)
Volksdeutsche
(state country
of domicile as of
3rd September
1939)
White Russians (state
country of domici-
cile as of 3rd September
1939)

D. Ex-enemies

Bulgarians
Germans

Hungarians
Japanese

Rumanians
Siamese

N.B. Except for the "special categories" this classification is to be based on country of citizenship; i.e. a Norwegian is a person who claims citizenship in Norway but a Norwegian who had become a naturalized citizen of the United States is to be classified as an American citizen.

French

ZONE.....199

UNRRA AUSTRIAN MISSION
SEMI-MONTHLY STATISTICAL

P.1 of MSR-2/AC

TEAM NO. Kufstein
ASSEMBLY CENTRE Kufstein..
LOCATION April 2-nd 1946
DATE.....

REPORT ON DP ASSEMBLY CENTRE OPERATION FOR
PERIOD ENDED.....
(page 1/6)

(1)		(2)	(3)		(4)	(5)		(6)
A. Displaced Persons: A. Allied		No. in Camp at beginning of period	Admitted during period		Total repatriated from assembly centre for period	Other departures (specify reasons)		Totals remaining at end of Period (Obtained by adding columns 2 and 3 and deducting columns 4 and 5. (Give Group sub-totals.)
B. Neutral C. Special Categories	D. Ex-enemy		New to Land (Area)	From other camps within Land (Area)		auth.	un-auth.	
(Enter ALPHABETICALLY by groups, in accordance with list on reverse side of this sheet.)		(brought forward from column 6 of previous return)						
Volksdeutsch Czechosl.		76	-	-	-	63	-	13
"- Roumanians		12	-	-	-	12	-	-
"- Russians		18	-	-	-	18	-	-
"- Poles		1	-	-	-	1	-	-
"- Yugoslavs		254	-	-	-	214	-	40
White Russinas		21	-	-	-	-	-	21
D. Bulgarians		1	-	-	-	1	-	-
Roumanians		6	-	-	-	5	-	1
Hungarians		19	-	-	-	12	-	7

GRAND
TOTAL:

A. Allied

Albanians
Americans
Argentinians
Australians
Belgians
Bolivians
Brazilians
British (to include all
British subjects
except Dominions and
India which are listed
separately)
Canadians
Chileans
Chinese
Colombians
Costa Ricans
Cubans
Czechoslovakians

Danes
Dominicans
Dutch
Ecuadorians
Egyptians
Ethiopians
French (to include French
colonies and
protectorates)
Greeks
Guatemalans
Haitians
Hondurans
Icelanders
Indians
Iranians
Iraqis
Lebanese
Liberians

Luxembourgers
Mexicans
New Zealanders
Nicaraguans
Norwegians
Panamanians
Paraguayans
Peruvians
Philippines
Poles
Salvadorans
Saudi Arabians
South Africans
Soviets
Syrians
Turks
Uruguayans
Venezuelans
Yugoslavs

B. Neutral

Afghans
Eireans
Finns
Portuguese

Spaniards
Swedes
Swiss

C. Special Categories

Austrians
Estonians
Italians
Jews (state country of origin
or if stateless)
Latvians
Lithuanians
Stateless (holding Nansen passports)

Sudeten Germans
Ukrainians (state
country of domi-
cile as of 3rd
September 1939)
Volksdeutsche
(state country
of domicile as of
3rd September
1939)
White Russians (state
country of domicile
as of 3rd September
1939)

D. Ex-enemies

Bulgarians
Germans

Hungarians
Japanese

Rumanians
Siamese

N.B. Except for the "special categories" this classification is to be based on country of citizenship; i.e. a Norwegian is a person who claims citizenship in Norway but a Norwegian who had become a naturalized citizen of the United States is to be classified as an American citizen.

A.4. Total residing at end of period in assembly centre in which UNHRA is participating by age and sex.

a. Males 45 and over	204
b. Females 45 and over	172
c. Males 18 to 44	713
d. Females 18 to 44	698
e. Males 14 and under 18	38
f. Females 14 and under 18	48
g. Children 6 and under 14	122
h. Children 1 and under 6	107
i. Infants under 1	76

5. No registered at end of period receiving assistance but not shelter in assembly centre in which UNHRA is participating. no

B. PERSONNEL AT END OF PERIOD

1. Total No. of UNHRA /Class I/ in assembly centre 14

2. Total No. of voluntary society /Class III/ personnel in assembly centre no

3. Total No. of DP's employed.

a. /Class II /
 /1/ in assembly centre no
 /2/ outside assembly centre no

b. Others

/1/ in assembly centre employed by UNHRA and Paid by Burgemeister 110, proposed 16 more

/2/ Outside assembly centre
 /a/ By UNHRA and paid by Burgemeister no
 /b/ By military no
 /c/ By private employers 5

C. SPECIAL ITEMS

1. Number of unaccompanied Children:
 a. 6 and under 14 3
 b. under 6 no

2. Number of DP's hospitalised at end of period
 a. in Centre Infirmary 16
 b. in military or local hospital 30
 c. in DP hospitals 1 (Salzburg)

3. /a/ Number of persons authorised to receive supplementary rations at end of period medical reasons:
 1. Males 14 and over 16
 2. Females 14 and over 134
 3. Children 6 and under 14 11
 4. Children 3 and under 6 3
 5. Infants 1 and under 3 1
 6. Infants under 1 4

/b/ Number of persons receiving additional workers "rations" 86 + 188
 /c/ Number of persons receiving heavy workers "rations" 99

UNITED NATIONS RELIEF AND REHABILITATION ADMINISTRATION - D.P. OPERATIONS

Monthly Health Report from Camp Kufstein Zone French
For the month of March Team 199

1. - Vital Statistics

D.P. pop. at beginning of month. 2175 admissions. 1396 departures. 1739
Male Female
No. of live births during month 8 7
No. of deaths under 1 year (no stillbirth)
No. deaths 1 year and over 2 2
State age, sex and cause of each death. 73 fem: heart deficiencies; 25 fem,
Sepsis and heart defic.: 61, male; Sepsinomia, 57, male; Uremia.

2. - Communicable disease control

	Diphth	Scarlet F.	Whoop. Cough	Typhoid Group	Typhus	Pulm. T. B.	Bac. Dysent.	Meningitis	Scabies	<i>Paratuberc. epti.</i> Other diseases	Other diseases	Other diseases	Other diseases	TOTAL
New cases...	3	1	3	3	3	18	1	3	9	4	3	3	3	31
Suspects...	3	1	3	3	3	2	3	3	3	3	3	3	3	2
Deaths	3	3	3	3	3	3	3	3	3	3	3	3	3	3

Percentage D.P.s not immunised, Typhoid 17% Typhus 47% Diphtheria 10% Smallpox 12%
Remarks. In the last month 3 vacc. against typh. inocul. programme for.
March was not completed because of great movement of camp population.

3. - Maternal Hygiene

Total No. of prenatal cases registered at beginning of month. 11 New cases. 45
No. obstetrical complications referred for treatment. No. confinements.
Remarks. Extraordinary increase caused by arrival of Poles in the camp.

4. - Infant and Preschool Hygiene

No. babies registered in Well-Baby Clinic at beginning of month. 67 New admiss...
No. of Well-Baby clinic visits. 42
No. children 1 to 6 years examined. 59 No. referred for correction. 7
Remarks.

5. - School Hygiene

No. of children 6-13 years in camp. 126 No. attending school. 120 No. examined. 76
No. found defective in: a) general nutritional status good i) Weight increase. 32
(ii) Height increase. 45 b) Teeth. 24 c) vision. 7 d) upper respiratory organs. 6
e) skin. 3 f) orthopedic. 1 g) other. 26 goitre 8
Activities of Health Officer to secure correction of "defects"

6 - Venereal Disease Control

	Syphilis (H.B.)				Gonorrhea		Other	Total
	1a.	2a.	Latent	Late	acute	chronic	Ulcers molle	
New cases diagnosed	2	1	1	3
No. patients remaining under treatment
No. contacts found positive
Remarks.....

7 - Tuberculosis Control

No. of arrested cases... 4 active cases... 14 discovered during month.
 No. of arrested cases... 9 active cases... 6 retained in camp.
 No. of cases sent to Sanatorium during month... 7...
 No. of persons incl. contacts examined clinically... 55 fluoroscopy... 12
 radiography... 7 Laboratory... 18
 Remarks... Number of cases retained in camp has been reduced accordingly
 ...to movement of the camp population.

8 - SANITATION

- Condition of kitchens... satisfying Food storage... satisfying
 - Weekly health examination of kitchen personnel performed... yes
 - Latrines
 - cleanliness... satisfying
 - adequacy... average 1 : 30
 - flyproof... water flushed toilets
 - Water supply (answer once only or if supply is changed)
 - source... mountain lakes through pipe-system
 - adequacy... very good
 - potability... potable
 - Quarters
 - cleanliness... satisfying
 - Estimated degree of crowding... 5.4 sq
 - lousiness... about 20 cases
 - Vermin... 7 m/person
 - Dusting of people and quarters performed... see remarks
 - Garbage and refuse disposal; frequency... daily... method... by truck
 - General cleanliness of camp grounds... satisfying
- Remarks... Gasifying of all barracks and dusting of all camp inhabitants
 with DDT-powder... with "Diametan"

9 -- BRIEF NARRATIVE REPORT OF HEALTH EDUCATION ACTIVITIES IN THE VARIOUS FIELD
 OF HYGIENE AND SANITATION AND NURSING
 Training for new nurses: activities in health education has been
 disturbed by great movement of DP's to other camps.

10 - NUTRITION. DIET COMPOSITION AND SUPPLEMENTARY RATIONS FOR SELECTED GROUPS
 INCL. CHILDREN... 5 different diets for sick people and supplements for
 nursing mothers, pregnant women, children, convalescents, TB-sick etc.
 were continued in the last month. Elaboration of new nutrition for
 next period in view of food shortage. Lack of vegetables... quantity of
 potatoes not sufficient.

N.B. "1a" means primary stage
 "2a" means secondary stage
 "Early latent" means under 2 years

UNITED NATIONS RELIEF AND REHABILITATION ADMINISTRATION
D.P. OPERATIONS

Monthly Health Report from Camp LANDECK Zone FRENCH
For the month of MARCH Team 148.

1.- Vital Statistics

D.P.pop. at beginning of month 3206 admissions 575 departures 700

	Male	Female
No. of live births during month	2	1
No. of deaths under 1 year	1	1 bronchopneumon.
No. deaths 1 year and over	2	1
State age, sex and cause of each death:	Male 36 years-uromie	
	Female 66 years-diabete	
	Male 29 years-tuberc.pulmon.	

2.- Communicable disease control

	<u>Pulm.T.B.</u>	<u>Scabies</u>	<u>T O T A L</u>
New cases	1	4	5
Suspects	2		2
Deaths	1		1

Percentage D.P.s not immunised. Typhoid: 0% Typhus: 25% Diphtheria: 75%
Smallpox: 30%

3.- Maternal Hygiene

Total No. of prenatal cases registered at beginning of month: 51
New cases: 24. No. obstetrical complications referred for treatment: 0
No. confinements: 0.

Remarks: The increase of the above mentioned cases is due to the transfers which occurred last week.

4.- Infant and Preschool Hygiene

No. babies registered in Well-Baby Clinic at beginning of month: 61
New admiss.: 17. No. of Well-Baby clinic visits: 105. No. children 1 to 6 years examined: 58. No. referred for correction: -

5.- School Hygiene

No. of children 6-13 years in Camp: 243. No. attending school: 140
No. examined: 61. No. found defective in: a/ general nutritional status: 10, /1/ Weight increase: 5, /11/ Height increase: 1, b/ Teeth: 30%, c/ vision: 0, d/ upper respiratory organs: 45 e/ skin: 2, f/ orthopedic: 0, g/ other: -

Activities of Health Officer to secure correction of "defects":
Prophylactic and therapeutic medicaments, vitamins, supplementary food, actinotherapy.

6.- Venereal Disease Control

	Syphilis /N.B./			Gonorrhea		Other	Tot.
	Early	Late		acute	chronid
	1a.	2a.	Latent				
New cases diagnosed	-	-	-	- 1	-
No. patients remaining under treatment	-	2	-	-	-
No. contacts found positive	-	-	-	-	-

7.- Tuberculosis ControlNo.

No. of arrested cases: 3, active cases: 1, discovered during month.
No. of arrested cases: 21, active cases: 6, retained in Camp.
No. of cases sent to Sanatorium during month: 2.
No. of persons incl. contacts examined clinically: 19, fluoroscopy 19
radiography: 0, Laboratory: 6.

8.- SANITATION

a/ Condition of kitchens: very good. Food storage: very good.
b/ Weekly health examination of kitchen personnel performed
c/ Latrines

- 1 - cleanliness: good
- 2 - adequacy: insufficient but new are built
- 3 - flyproof: yes

d/ Water supply /answer once only or if supply is changed/

- 1 - source: as in previous report
- 2 - adequacy: " " " "
- 3 - potability: " " " "

e/ Quarters

- 1 - cleanliness: fair
- 2 - Estimated degree of crowding
- 3 - lousiness: exceptional cases
- 4 - Vermin: bed bugs in all wooden barracks
- 5 - Dusting of people and quarters performed: regularly was available

f/ Garbage and refuse disposal; frequency: daily method garbage tins, lorry and cart from Camp.

g/ General cleanliness of Camp grounds: good.

9.- BRIEF NARRATIVE REPORT OF HEALTH EDUCATION ACTIVITIES IN THE VARIOUS FIELD OF HYGIENE AND SANITATION AND NURSING.

Hygiene and Sanitation. General Camp Hygiene is inspected by a sanitation D.P. doctor, helped by a disinfection and cleaning squad controlling kitchens, latrines, billets, and stores.

Nursing. A nurse is in charge for visiting the sick in the barracks, and inspects the hygiene and attendance to the sick. There is also a training school and conferences for all the Nurses.

10.- NUTRITION. DIET COMPOSITION AND SUPPLEMENTARY RATIONS FOR SELECTED GROUPS INCL. CHILDREN.

0 - 4 months	- 1 lt milk - 200 gr bread
4 - 8	" - 1 " " - 200 " "
	350 gr grit 300 " sugar /per week/
8 - 12	" - 1 lt milk - 200 " bread
	50 gr sugar 17 " butter /per day/
	20 " grit 100 " carrots
1 - 6 years	- 0,5 lt milk /special childrens kitchen/
6 - 14	" - 1 " " /adult kitchen/

11.- AVAILABLE NUMBER OF DOCTORS, TRAINED NURSES, NURSE-AIDES, DENTISTS AND OTHER MEDICAL PERSONNEL AMONG D.P.:

8 Doctors, 1 Nurse, 2 Midwives, 5 Aides-Nurses, 2 Dentists, 1 Pharmacist.

12.- TOTAL NUMBER OF PATIENT DAYS IN UNRRA-CAMP HOSPITAL DURING THE MONTH: 210.

/see page 3/

- 13.- TOTAL NUMBER OF CLINIC VISITS TO UNRRA CAMP. CLINIC DURING THE MONTH: 786.
- 14.- TOTAL NUMBER OF COMPLETED IMMUNIZATIONS UNDER UNRRA DIRECTION DURING THE MONTH: 0.
- 15.- TOTAL NUMBER OF CHILD HEALTH EXAMINATIONS DURING THE MONTH: 224.
- OBSERVATIONS AND SUGGESTIONS - TO INCLUDE NOTE ON IMPORTANT DEFICIENCIES IN DRUGS AND EQUIPMENT.
- Total lack of Hospital linen.
" " " Cleaning and Scrubbing Material.
Deficiency in electrical bulbs.

D.P. Acting Health Officer

H. D. ...

UNRRA Nurse

[Signature]

UNRRA Medical Officer



U.N.R.R.A.
AUSTRIAN OPERATION

ZONE French

AREA Austria

ASSEMBLY CENTER Camp Landeck Team No. 148

1. IMPORTANT ACTIVITIES IN THE CAMP / AREA / ZONE SINCE LAST REPORT WAS SUBMITTED.
CAMP.

Transfers. Since the last report important transfers have taken place.- All the Hungarians and Roumanians and Volksdeutsche have been sent to Camps under French Military administration. Other nationalities such as Balts, Poles, Tchechoslovacs, Yugoslavs and Stateless Russian emigrants have been sent to UNRRA Camp Kufstein. In total 667 D.P.s were sent out while 455 came.

The movement was completed in three days:

on Monday March 18 th	245	left the Camp	and	230	came in
" Tuesday "	19	" 238 "	" " "	225	" "
" Wednesday "	20	" 184 "	" " "		

After completion the total of D.P.s in Camp amounted to 157 less than before.

This ^{Total} amount however is increasing daily through the arrival of D.P.s thrown out of private billets by the Austrian authorities, with or without the agreement of the French M.G.

A report has been given them about it and it was promised that only in very special cases the D.P.s would have to leave their private quarters. Many D.P.s coming from Vienna, or American and British Zones also applied for entry into the Camp. It seems that passes have been granted very easily on production of documents, made out by the Ukrainian Red Cross and the St. Andreas Fraternitas in Innsbruck stating that living possibilities were available for these people. On their arrival in the French Zone this proved to be untrue and they are then sent to Camp Landeck. Due to overcrowding it will be impossible to take in more D.P.s, and it would be advisable to stop the exodus from one Zone to another, except for the purpose of reuniting families.

Workshops. Several attempts have been made to try to obtain from French M.G. that the Camp Workshops could work for the French; no results up till now.- As no materials come in either for the tailors or the shoerepairingshop these are only working very few hours a day, and there would be a possibility to employ more than 30 shoemakers if material was provided for the Camp or for

the outside.

Local Labour. The situation remains very difficult, as the relations between the Austrians and the D.P. are generally rather tense. The Austrians still considering the D.P.s as enemies and intruders, and the D.P.s considering the Austrians as being the cause of their present situation. So that the D.P.s working for the Austrians are always liable to immediate resignation, which takes away all wish of the D.P.s to start working again.

Therefore it would be advisable to develop as much as possible the workshops in the Camp, and accept work from the outside.

Visitors to the Camp.

Following visits were noted to the Camp:

Mr. Aspler Zone Director, Mr. Hasler Director of Staging Center, Mr. Carot Personnel Director - were in on an inspection tour on March 14 th.

On Saturday 23 rd Mr. Goodchild of Vienna inspected the garage and mechanical repairshops.

Tuesday 25 th Dr. Cottrell visited the Camp hospital and Dispensary.

Thursday 28 th Mr. Woodhouse Zone Messing Officer visited the Camp and especially the Kitchen installations as well as the stores.

Friday 29 th Mr. Burns came to talk about the Relief program for D.P.s living outside of the Camp. The Camp also had several visits of the French D.P. Officers, Cpt. Jehl, Cpt. Darrieutort and Lt. Laguerre.

2. UNSOLVED PROBLEMS

No changes. Always the same needs of Electric Lamps, Paint, and Cleaning material: soap and brushes. The Camp is without sugar, and fat except the contents of the last Red Cross parcels.

3. SUPPLY AND DISTRIBUTION

a/ Kitchens.

The main kitchen is now entirely renovated and cleaned up.

Owing to lack of material the Childrens' kitchen is not yet completed.

Food. The Austrian supplies are coming in with difficulties. No fat, butter is only distributed to children.- No stock of sugar.

Distribution.

Adults. Through the breakdown of the available Red Cross parcels it was possible to keep up the daily caloric value of the

food to 1900 calories but from next month this will fall to 1700 if no parcels are supplied.

Children. Quality and quantity have been maintained. Special distributions of sugar and chocolate have been issued.

Supply and Stores.

No Red Cross parcels came in this month.

b/ Clothing situation.

No deliveries.- Clothing situation is getting worse every day. UNRRA supplied 1475 blankets - Blankets are issued now to cover the straw on the beds as no matress covers are available. No leather for bootrepairing.- Through the French authorities 1225 pairs of wooden clogs were supplied.

c/ Fuel situation.

Wood supplies are coming in very slowly owing to shortage of gasoline and gasoil.

Luckily the weather is mild. The available wood is now used principally for the kitchens, and also issued to the families with children.

d/ Amenity supplies.

UNRRA supplied 504 tubes of Tooth paste! and a small quantity of other things. Cigarettes were also supplied but it was just told that these might be for team use as no PX or Naafi rations whatever are available for French Zone teams.

4. HOUSING CONDITIONS.

a/ Adequacy.

Work goes on in two old b arracks to improve their installations, which after completion will provide good rooms for families.

b/ Crowding.

Since the transfers were made housing conditions have improved, more space is available in the living rooms.

The repatriation of the Turks would clear up the situation, as the Camp should not house more than about 2700 D.P.s

c/ Maintenance and Care.

As good as possible in consideration of the lack of materials: Electric lamps, Roofcover, Nails, etc.

About 300 m² of glass was provided this month which will be of very great help for the maintenance of the barracks as about 500 windows needed urgent repair.

d/ Sanitation.

Every effort is made to keep the barracks clean under the supervision of a sanitation doctor.

Still more lavatories are being installed which are part of the general improvements which are planned for different barracks.

5. TARGETS FOR THE MONTH.

- 1/ Continuation and completion of the new Childrens Kitchen and Mess.
- 2/ Improvement of Living Rooms in 3 barracks
- 3/ Camp Roads to be repaired
- 4/ Childrens clothing

6. Relationship with the Military Authorities and other Agencies.

- 1/ Relationship with French M.G. remains good. Different problems have been discussed. An order of withdrawal of all Identity cards of D.P.s living in Camps for replacement by special cards has been issued. These authorise the bearer to circulate within an area of 10 km around the Camp and with a special permit only. This order encounters many objections from the D.P.s: Why are they treated on a different way than those living outside the Camps? - Why can these last circulate freely in the French Zone while they must each time ask for a pass? Is this the way Allied Nations are treated? They were better treated under the Germans. Camps will now be concentration camps? These orders are not to be discussed but certainly create a very bad resentment against the Austrians who circulate freely while the situation of allied D.P.s^{is} becoming more and more similar to what it was during the war.

The financial question has been discussed several times. According to the latest reports the D.P.s will be entitled to draw from their blocked Postal or Bank account 150 sh. monthly provided that they do not earn any money.

- 2/ International Red Cross has ~~been~~ postponed the distribution of cigarettes to the D.P.s on account of the transfers which were made lately but promised that it would be done in the near future.

7. W E L F A R E.

Theatre: Several variety performances were given by outside groups.

Movies: The promised movie shows in the camp are expected with impatience. These will be of very great help for the different

schools and also of big, interest to the entire Camp population. Scouts and Guides. After the arrival of the Ukrainians coming from UNRRA Camp Kufstein, amongst which were a group of scouts a big meeting was held and the flag was blessed by the Greek-catholic priest.

Art. An exhibition of paintings was held in Landeck town in which the artists of the Camp participated with great success; although the framing was poor, made from ordinary white wood which certainly did not help to set off the colours. Local Newspapers have largely praised the D.P.s artistical participation. On many occasions supplies of paper, pinsels, paint canvas have been asked for, and some of these artists really deserve some help.

8. SERVING D.P.s.

Leaving Camp:

1/ Official movements:

- a/ Repatriation direct from Camp: 9
- b/ Transfers to other Camps: 667

2/ Semi-official

- a/ Movements to centres for repatriation: -
- b/ Movements to join families or compatriots: -

3/ Personal: /without place of destination/ - 19

The Turks are still awaiting their repatriation. Could something be done to speed up this movement?

2 Iranians and 2 Egyptians have left the Camp for Villach from where they will be repatriated.

The Hungarians and Roumanians have been transferred to non UNRRA Camps.

Transportation.

The situation is growing tighter every week. The UNRRA transport and garage officer Mr. Gorse has certainly achieved a magnificent job in keeping the cars and trucks on the road with the possibilities of which he disposes. It is not a question of machinery in the repairshops but only a question of spare parts or even raw material, as many spare parts can be made in the camp.

9. H E A L T H.

Hospital. Paint is needed to refresh and paint the wards of the dispensary.

Supplies. Soap brushes and disinfectants are not available. Special DDT /liquid/ is urgently required against bed bugs.

General. The health standard remains high. Several cases of bronchitis and pneumonia amongst small children from which two died caused some panic, but the doctor kept the situation well in hand. All children are recovering now.

10. INTERNAL ADMINISTRATION.

a/ Personnel.

Team as on March 31 st.:

Mr. A. Braet -	Acting Director
Miss A. Prentice -	Principal Welfare Officer
Mr. T.E. Haglev -	Assistant Welfare Officer
Dr. J. Simonet -	Medical Officer
Miss T. Alexheiva -	Nurse
Mr. Van der Ende -	Supply Officer
Mr. P.L. Chatin -	Warehousing Officer
Mr. J. Gorsse -	Transport Officer

Mr. Maltby and Mr. John Crowford-Rolt have been assigned to Zell am See, Mr. Rankin as Zone Supply Officer to Innsbruck.

b/ Communications.

As no PX or Naafi is available for French Zone several team members have had parcels sent to them from the UK or America. Will they ever arrive?

On the other hand many parcels were sent to Miss Prentice to assist her in her welfare job. She has a pile of letters announcing them but practically no parcels arrived.

c/ Transport of Staff.

Remains in bad condition

d/ Billets.

Very comfortable.

Supplies. No cigarettes, no shaving cream, no soap, no amenities whatever.

Is there a reason why in the French Zone Germany UNRRA members are provided with them while in Austria nothing can be got? Some team members who are in the field since ten months have not had any new underwear! or have to beg for it from others!



.....
A. Braet
Director of Camp

P.1. of MSR-2/AC

FOR PERIOD ENDED: March 31 st 1946.

	/1/ Displaced Persons	/2/ No in Camp at beginning of period	/3/ Admitted du- ring period /a/ /b/ /c/			/4/ Total re- patriated of per.	/5/ Other de- partures /d/ /e/ /f/			/6/ Total re- maining at end of per.
A. <u>Collied</u>										
Czechoslov.		27	-	-	-	1	-	26	-	-
Egyptians		2	-	-	-	2	-	-	-	-
French		11	-	-	-	3	-	-	-	8
Iranians		2	-	-	-	2	-	-	-	-
Mexicans		-	-	-	1	-	-	-	-	1
Poles		27	-	-	1	1	-	20	-	7
Soviets		3	-	-	4	-	-	1	-	6
Turks		260	-	-	14	-	-	-	1	273
Yugoslavs		17	-	-	-	-	-	14	1	2
		349	-	-	20	9	-	61	2	297
C. <u>Special Categories</u>										
Esthonians		11	-	-	-	-	-	9	-	2
Latvians		34	-	-	-	-	-	27	-	7
Lithuanians		7	-	-	-	-	-	3	-	4
Stateless		129	-	-	-	-	3	26	-	100
Russ.f.Poland		1	-	-	1	-	-	1	-	1
Ukrainians		2136	-	522	32	-	2	16	6	2666
White Russ.f.Pol.		19	-	-	-	-	-	18	1	-
		2337	-	522	33	-	5	100	7	2780
D. <u>Ex-Enemies</u>										
Bulgarians		1	-	-	-	-	-	-	-	1
Hungarians		95	-	-	-	-	-	94	-	1
Roumanians		424	-	-	-	-	-	412	10	2
		520	-	-	-	-	-	506	10	4
GRAND TOTAL:		3206	-	522	53	9	5	667	19	3081
/a/-new to land /area/ /d/- departures to other zones /b/-f om Camps in land /e/- to Camps in the same zone /c/-from other sources /f/- without place of destination										

A. 4. Total residing at end of period
in assembly centre in which UNRRA
is participating by age and sex:

a. Males 45 and over	314	
b. Females 45 and over	233	
c. Males 18 to 44	1040	
d. Females 18 to 44	818	
e. Males 14 and under 18	76	
f. Females 14 and under 18	74	
g. Children 6 and under 14	205	
h. Children 1 and under 6	250	
i. Infants under 1	71	3081

5. No. registered at end of period
receiving assistance but not
shelter in assembly centre in
which UNRRA is participating:

B. PERSONNEL AT END OF PERIOD

1. Total No. of UNRRA /Class I/ in assembly centre	8	8
2. Total No. of Voluntary society /Class III/ personnel in assem- bly centre	-	
3. Total No. of D.P.s employed:		
a. /Class II/	-	
/1/ in assembly centre	-	
/2/ outside assembly centre	-	
b. Others		
/1/ in assembly centre employed by UNRRA and paid by Bürger- meister	391	
/2/ Outside assembly centre		
/a/ By UNRRA and paid by Bürgermeister	-	
/b/ By military	12	
/c/ By private employers	39	442

C. SPECIAL ITEMS

1. Number of unaccompanied Children:		
a. 6 and under 14	7	
b. under 6	2	9
2. Number of D.P.s hospitalized at end of period:		
a. in Centre infirmary	11	
b. in military or local hospitals	5	
c. in D.P. hospitals	-	16

/see page 3/

3. a/ Number of persons authorized to receive supplementary rations at end of period for medical reasons:

1. Males 14 and over	30	
2. Females 14 and over	35	
3. Children 6 and under 14	15	
4. Children 3 and under 6	8	
5. Infants 1 and under 3	5	
6. Infants under 1	-	93

b/ Number of personnel receiving additional workers "rations"

124

c/ Number of persons receiving heavy workers "rations"

29

153



A. Braet
.....
A. Braet
Director of Camp

P.1. of MSR-2/AC

/1/	/2/	/3/			/4/	/5/			/6/
Displaced Persons	No in Camp at beginning of period	Admitted du- ring period /a/ /b/ /c/			Total re- patriated of per.	Other de- partures /d/ /e/ /f/			Total re- maining at end of per.
A. Allied									
Czechoslov.	27	-	-	-	1	-	26	-	-
Egyptians	2	-	-	-	2	-	-	-	-
French	11	-	-	-	3	-	-	-	8
Iranians	2	-	-	-	2	-	-	-	-
Mexicans	-	-	-	1	-	-	-	-	1
Poles	27	-	-	1	1	-	20	-	7
Soviets	3	-	-	4	-	-	1	-	6
Turks	260	-	-	14	-	-	-	1	273
Yugoslavs	17	-	-	-	-	-	14	1	2
	349	-	-	20	9	-	61	2	297
C. Special Categories									
Esthonians	11	-	-	-	-	-	9	-	2
Latvians	34	-	-	-	-	-	27	-	7
Lithuanians	7	-	-	-	-	-	3	-	4
Stateless	129	-	-	-	-	3	26	-	100
Russ.f.Poland	1	-	-	1	-	-	1	-	1
Ukrainians	2136	-	522	32	-	2	16	6	2666
White Russ.f.Pol.	19	-	-	-	-	-	18	1	-
	2337	-	522	33	-	5	100	7	2780
D. Ex-Enemies									
Bulgarians	1	-	-	-	-	-	-	-	1
Hungarians	95	-	-	-	-	-	94	-	1
Roumanians	424	-	-	-	-	-	412	10	2
	520	-	-	-	-	-	506	10	4
GRAND TOTAL:	3206	-	522	53	9	5	667	19	3081

/a/-new to land /area/
 /b/-from Camps in land
 /c/-from other sources
 /d/- departures to other zones
 /e/- to Camps in the same zone
 /f/- without place of destination

A. 4. Total residing at end of period
in assembly centre in which UNRRA
is participating by age and sex:

a. Males 45 and over	314	
b. Females 45 and over	233	
c. Males 18 to 44	1040	
d. Females 18 to 44	818	
e. Males 14 and under 18	76	
f. Females 14 and under 18	74	
g. Children 6 and under 14	205	
h. Children 1 and under 6	250	
i. Infants under 1	71	3081

5. No. registered at end of period
receiving assistance but not
shelter in assembly centre in
which UNRRA is participating:

B. PERSONNEL AT END OF PERIOD

1. Total No. of UNRRA /Class I/ in assembly centre	8	8
2. Total No. of Voluntary society /Class III/ personnel in assem- bly centre	-	
3. Total No. of D.P.s employed:		
a. /Class II/		
/1/ in assembly centre	-	
/2/ outside assembly centre	-	
b. Others		
/1/ in assembly centre employed by UNRRA and paid by Bürger- meister	391	
/2/ Outside assembly centre		
/a/ By UNRRA and paid by Bürgermeister	-	
/b/ By military	12	
/c/ By private employers	39	442

C. SPECIAL ITEMS

1. Number of unaccompanied Children:		
a. 6 and under 14	7	
b. under 6	2	9
2. Number of D.P.s hospitalized at end of period:		
a. in Centre infirmary	11	
b. in military or local hospitals	5	
c. in D.P. hospitals	-	16

/see page 3/

3. a/ Number of persons authorized to receive supplementary rations at end of period for medical reasons:

1. Males 14 and over	30	
2. Females 14 and over	35	
3. Children 6 and under 14	15	
4. Children 3 and under 6	8	
5. Infants 1 and under 3	5	
6. Infants under 1	-	93

b/ Number of personnel receiving additional workers "rations"

124

c/ Number of persons receiving heavy workers "rations"

29

153



A. Braet

Director of Camp

Zone: French
 Team No.: 199
 Assembly centre: Eufstein
 Location: Eufstein
 Date: 15-th of March 1946

UNRRA AUSTRIAN MISSION
 SEMI-MONTHLY STATIS-
 TICAL REPORT/ ON D.P.
 ASSEMBLY CENTRE OPERA-
 TION FOR PERIOD
 Ending: 15-th of March 1946

	In camp at begin- of per.	Add. dur. period			Tot. rep.	Oth. Depart.		Tot. rem. at end of per.
		New	from camps within	other sources		Auth.	Un-auth.	
A. French	-	-	-	1	-	-	-	1
Czechosl.	29	-	-	6	-	1	-	34
Greeks	12	-	-	2	-	-	4	16
Poles	6	-	568	1	-	-	-	577
Soviets	8	-	1	-	-	3	-	6
Venezuelians	3	-	-	-	-	-	-	3
Yugoslavs	130	-	-	7	-	6	-	131
B. Spaniards	1	-	-	-	-	-	-	1
Swiss	2	-	-	-	-	1	-	1
C. Estonians	53	-	-	-	-	6	-	47
Italians	4	-	-	-	-	2	-	2
Latvians	34	-	-	2	-	-	-	36
Lithuanians	117	-	-	11	-	10	3	115
Statel. Russ. Am.	481	7	-	5	-	2	-	481
Unstat. Germ.	40	-	-	-	-	30	-	10
Ukrainians	414	8	-	8	-	-	14	416
Volksd. Czech.	237	-	-	-	-	161	-	76
- " - Hung.	2	-	-	-	-	2	-	0
- " - Rum.	50	-	-	4	-	42	-	12
- " - Russ.	18	-	-	-	-	-	-	18
- " - Polish	3	-	-	-	-	2	-	1
- " - Yug.	846	-	-	7	-	593	6	254
White Russian	21	-	-	-	-	-	-	21
D. Bulgarians	2	-	-	-	-	1	-	1
Rumanians	5	-	-	1	-	-	-	6
Hungarians	19	-	-	-	-	-	-	19
	2939	15	569	55	-	862	27	2269

A.4. Total residing at end of period in assembly centre in which UNRRA is participating by age and sex:

a. Males 45 and over.....	222
b. Females 45 and over.....	191
c. Males 18 to 44.....	665
d. Females 18 to 44.....	696
e. Males 14 and under 18.....	52
f. Females 14 and under 18.....	56
g. Children 6 and under 14.....	198
h. Children 1 and under 6.....	142
i. Infants under 1.....	67

5. No registered at end of period receiving assistance but not shelter in assembly centre in which UNRRA is participating.....no

B. PERSONNEL AT END OF PERIOD

1. Total No. of UNRRA (Class I) in assembly centre.....11
2. Total No. of voluntary society (Class III) personnel in assembly centre.....no
3. Total No. of DP's employed:
 - a. (Class II)
 - (1) in assembly centre.....no
 - (2) outside assembly centre.....no
 - b. Others
 - (1) in assembly centre employed by UNRRA and Paid by Burgermeister.....64
 - (2) Outside assembly centre
 - (a) By UNRRA and paid by Burgermeister.....no
 - (b) By military.....1
 - (c) By private employers.....24

proposed 16 more

C. SPECIAL ITEMS

1. Number of unaccompanied Children:
 - a. 6 and under 14.....4
 - b. under 6.....no
2. Number of DP's hospitalised at end of period
 - a. in Centre infirmary.....13
 - b. in military or local hospital.....22
 - c. in DP hospitals.....1
3. (a) Number of persons authorised to receive supplementary rations at end of period for medical reasons:
 1. Males 14 and over.....36
 2. Females 14 and over.....134
 3. Children 6 and under 14.....15
 4. Children 3 and under 6.....3
 5. Infants 1 and under 3.....2
 6. Infants under 1.....2
- (b) Number of persons receiving additional workers "rations".....251
- (c) Number of persons receiving heavy workers "rations".....202

Salzburg

W. L. Guadalupe

ady

ZONE.....French..

UNRRA AUSTRIAN MISSION
SEMI-MONTHLY STATISTICAL

P.1 of MSR-2/AC

TEAM NO.199

ASSEMBLY CENTRE D.P.C. Camp

REPORT ON DP ASSEMBLY CENTRE OPERATION FOR

LOCATION. Kufstein, Tyrol, Austria

PERIOD ENDED.....1-st of March 1946

DATE.....1-st of March 1946

(1)	(2)	(3)	(4)	(5)	(6)
A. Displaced Persons: A. Allied B. Neutral C. Special Categories D. Ex-enemy (Enter ALPHABETICALLY by groups in accordance with list on reverse side of this sheet.)	No. in Camp at beginning of period (brought forward from column 6 of previous return)	Admitted during period New to From other Land camps within other (Area) Land (Area)	From other sources	Total repatriated from assembly centre for period	Other departures (specify reasons) un- author. author. (Obtained by adding columns 2 and 3 and deducting columns 4 and 5. (Give Group sub-totals.)
A. Czechoslovaks	29	-	-	2	no
Greeks	11	-	-	1	"
Poles	5	-	-	4	"
Soviets	5	-	-	3	"
Venezuelians	3	-	-	-	"
Yugoslavs	118	-	-	14	"
B. Spaniard	1	-	-	-	"
Swiss	2	-	-	-	"
C. Estonians	53	-	-	-	"
Italians	4	-	-	-	"
Latvians	34	-	-	-	"
Lithuanians	125	-	-	2	"
Stateless R.E.	481	-	-	2	"
Sudeten Germ.	39	1	-	-	"
Ukrainians	410	-	-	2	"
Volkadeutsche (Czech)	241	-	2	1	"
" " (Hung.)	2	-	-	-	"
" " (Rum.)	49	-	-	1	"
" " (Russian)	18	-	-	-	"
					50
					18
					GRAND
					TOTAL:

continued page 1/b 1

A. Allied

Albanians
Americans
Argentinians
Australians
Belgians
Bolivians
Brazilians
British (to include all
British subjects
except Dominions and
India which are listed
separately)
Canadians
Chileans
Chinese
Colombians
Costa Ricans
Cubans
Czechoslovakians

Danes
Dominicans
Dutch
Ecuadorians
Egyptians
Ethiopians
French (to include French
colonies and
protectorates)
Greeks
Guatemalans
Haitians
Hondurans
Icelanders
Indians
Iranians
Iraqis
Lebanese
Liberians

Luxembourgers
Mexicans
New Zealanders
Nicaraguans
Norwegians
Panamanians
Paraguayans
Peruvians
Philippinos
Poles
Salvadorans
Saudi Arabians
South Africans
Soviets
Syrians
Turks
Uruguayans
Venezuelans
Yugoslavs

B. Neutral

Afghans
Eireans
Finns
Portuguese

Spaniards
Swedes
Swiss

C. Special Categories

Austrians
Estonians
Italians
Jews (state country of origin
or if stateless)
Latvians
Lithuanians
Stateless (holding Nansen passports)

Sudeten Germans
Ukrainians (state
country of domici-
cile as of 3rd
September 1939)
Volksdeutsche
(state country
of domicile as of
3rd September
1939)
White Russians (state
country of domici-
cile as of 3rd September
1939)

D. Ex-enemies

Bulgarians
Germans

Hungarians
Japanese

Rumanians
Siamese

N.B. Except for the "special categories" this classification is to be based on country of citizenship; i.e. a Norwegian is a person who claims citizenship in Norway but a Norwegian who had become a naturalized citizen of the United States is to be classified as an American citizen.

Page 1/b

	(1)	(2)	(3)		(4)	(5)	(6)
Volksdeutsche (Polish)	3	-	-	-	no	-	3
- " - (Yugosl.)	851	-	-	-	"	5	846
White Russians	21	-	-	-	"	-	21
D. Bulgarians	4	-	-	-	"	2	2
Hungarians	18	-	-	1	"	-	19
Roumanians	5	-	-	-	"	-	5
Undeterminate	2	-	-	-	"	2	0
	2534	1	2	33		13 18	2539

French
ZONE:

UNRRA AUSTRIAN MISSION
SEMI-MONTHLY STATISTICAL

P.1 of MSR-2/AC

TEAM NO. 199
ASSEMBLY CENTRE D.P.C. Camp
LOCATION Kuistein, Tyrol, Austria
DATE 1-5th of March 1946

REPORT ON DP ASSEMBLY CENTRE OPERATION FOR
PERIOD ENDED.....

1-st of March 1946

[illegible]

A. Allied

Albanians
Americans
Argentinians
Australians
Belgians
Bolivians
Brazilians
British (to include all
British subjects
except Dominions and
India which are listed
separately)
Canadians
Chileans
Chinese
Colombians
Costa Ricans
Cubans
Czechoslovakians

Danes
Dominicans
Dutch
Ecuadorians
Egyptians
Ethiopians
French (to include French
colonies and
protectorates)
Greeks
Guatemalans
Haitians
Hondurans
Icelanders
Indians
Iranians
Iraqis
Lebanese
Liberians

Luxembourgers
Mexicans
New Zealanders
Nicaraguans
Norwegians
Panamanians
Paraguayans
Peruvians
Philippines
Poles
Salvadorans
Saudi Arabians
South Africans
Soviets
Syrians
Turks
Uruguayans
Venezuelans
Yugoslavs

B. Neutral

Afghans
Eireans
Finns
Portuguese

Spaniards
Swedes
Swiss

C. Special Categories

Austrians
Estonians
Italians
Jews (state country of origin
or if stateless)
Latvians
Lithuanians
Stateless (holding Nansen passports)

Sudeten Germans
Ukrainians (state
country of domici-
cile as of 3rd
September 1939)
Volksdeutsche
(state country
of domicile as of
3rd September
1939)
White Russians (stat
country of domicil
as of 3rd Septembe
1939)

D. Ex-enemies

Bulgarians
Germans

Hungarians
Japanese

Rumanians
Siamese

N.B. Except for the "special categories" this classification is to be based on country of citizenship; i.e. a Norwegian is a person who claims citizenship in Norway but a Norwegian who had become a naturalized citizen of the United States is to be classified as an American citizen.

(1)	(2)	(3)	(4)	(5)	(6)
Volksdeutsche (Polish)	3	-	-	no	3
- " - (Yugosl.)	851	-	-	"	846
White Russians	21	-	-	"	21
D. Bulgarians	4	-	-	"	2
Hungarians	18	-	1	"	19
Roumanians	5	-	-	"	2
Undetermined	2	-	-	"	0
	2534	1	33	13	2539

- 2 -

A.4. Total residing at end of period in assembly centre in which UNRRA is participating - by age and sex:

a. Males 45 and over	265
b. Females 45 and over	280
c. Males 18 to 44	545
d. Females 18 to 44	672
e. Males 14 and under 18	82
f. Females 14 and under 18	76
g. Children 6 and under 14	328
h. Children 1 and under 6	230
i. Infants under 1	61

5. No. registered at end of period receiving assistance but not shelter in assembly centre in which UNRRA is participating. no

B. PERSONNEL AT END OF PERIOD

1. Total No. of UNRRA (Class I) in assembly centre	10
2. Total No. of voluntary society (Class III) personnel in assembly centre	no
3. Total No. of DP's employed:	
a. (Class II)	
(1) in assembly centre	no
(2) outside assembly centre	no
b. Others	
(1) in assembly centre employed by UNRRA and Paid by Burgermeister	95
(2) Outside assembly centre	
(a) By UNRRA and paid by Burgermeister	no
(b) By military	3
(c) By private employers	45

C. SPECIAL ITEMS

1. Number of unaccompanied Children:	
a. 6 and under 14	13
b. under 6.	no
2. Number of DP's hospitalised at end of period	
a. in Centre infirmary	23
b. in military or local hospital	28
c. in DP hospitals.	1 (in Salzburg)
3. (a) Number of persons authorised to receive supplementary rations at end of period for medical reasons:	
1. Males 14 and over	68
2. Females 14 and over	210
3. Children 6 and under 14	25
4. Children 3 and under 6	8
5. Infants 1 and under 3	3
6. Infants under 1	3
(b) Number of persons receiving additional workers "rations"	182 + 93
(c) Number of persons receiving heavy workers "rations".	212

S. J. Guadalupe

ZONE French

P. 1 of MSR-2/AC

TEAM NO. 200ASSEMBLY CENTRE EinzingLOCATION EinzingDATE 19th March 1946

UNRRA AUSTRIAN MISSION SEMI-MONTHLY STATISTICAL REPORT ON DP ASSEMBLY CENTRE OPERATION FOR

PERIOD ENDED 1 March 1946

(1)	(2)	(3)	(4)	(5)	(6)
A. Displaced Persons: A. Allied B. Neutral C. Special Categories D. Ex-enemy (Enter ALPHABETICALLY by groups in accordance with list on reverse side of this sheet.)	No. in Camp at beginning of period (brought forward from column 6 of previous return)	Admitted during period New to From other Land camps within (Area) Land (Area)	Total From repatriated other from sources assembly centre for period	Other departures (specify reasons)	Totals remaining at end of Period (Obtained by adding columns 2 and 3 and deducting columns 4 and 5. Give Group sub-totals.
A./ Poles 1035	1032	33	---	40	(2) ./ 1038
Czechoslovakiens 2	2	---	---	---	(3) ./ + 33
B./ --- -	-	---	---	-	1071
C./ - - -	-	---	---	-	(4) ./ --
D./ Hungariens 3	3	---	---	-	1071
Romaniens 1	1	---	---	-	(5) ./ - 40
Total: 1031.	1038	33	---	40	1031

GRAND
TOTAL:

A. 4. Total residing at end of period in assembly centre in which UNRRA is participating by age and sex:

a) Males 45 and over	53.
b) Females 45 and over	45.
c) Males 18 to 44	414.
d) Females 18 to 44	378.
e) Males 14 and under 18	9.
f) Females 14 and under 18	25.
g) Children 6 and under 14	34.
h) Children 1 and under 6	29.
i) Infants under 1	38.

Total: 1025.

none

5. No. registered at end of period receiving assistance but not shelter in assembly centre in which UNRRA is participating.

B. PERSONNEL AT END OF PERIOD

1. Total No. of UNRRA (Class I) in assembly centre	7.
2. Total No. of voluntary society (Class III) personnel in assembly centre	4.
3. Total No. of DP's employed:	
a) (Class II)	4
(1) in assembly centre	
(2) outside assembly centre	none
b) Others	
(1) in assembly centre employed by UNRRA and Paid by Burgermeister	none
(2) Outside assembly centre	
(a) By UNRRA and paid by Burgermeister	none
(b) By military	17
(c) By private employers	24

2 Doctors
2 Nurses

New Camp Staff
being/Froms D.P
personnel.
/ Formed

C. SPECIAL ITEMS

1. Number of unaccompanied Children:	
a) 6 and under 14	1
b) under 6.	none
2. Number of DP's hospitalised at end of period	
a) in Centre infirmary	6
b) in military or local hospital	6
c) in DP hospitals.	6
3. (a) Number of persons authorised to receive supplementary rations at end of period for medical reasons:	
1. Males 14 and over	6
2. Females 14 and over	16
3. Children 6 and under 14	—
4. Children 3 and under 6	—
5. Infants 1 and under 3	—
6. Infants under 1	—
(b) Number of persons receiving additional workers „rations“	160
(c) Number of persons receiving heavy workers „rations“.	26



U · N · R · R · A

TEAM 189 · KEMATEN

Liste du N O M B R E

des habitants du Camp de Kematen

pour la

C. R. I.

habitants à l'âge de plus de 18 ans:

hommes 338.

femmes 490

habitants à l'âge de 14 - 18 ans 92

" " " 6 - 14 ans 168

" " " 0 - 6 ans 134

=====

T o t a l 1.222

=====

Kematen Camp le 7.mars.1946.

A. C. BUISSON

Directeur du Camp

p.o. van Humb e e c k .

Toussaint de la Houtte

UNITED NATIONS RELIEF AND REHABILITATION ADMINISTRATION
D.P. OPERATIONS

Monthly Health Report from Camp LANDECK Zone FRENCH
For the month of MARCH Team 148.

1.- Vital Statistics

D.P.pop. at beginning of month 3206 admissions 575 departures 700

	Male	Female
No. of live births during month	2	1
No. of deaths under 1 year	1	1 bronchopneumon.
No. deaths 1 year and over	2	1
State age, sex and cause of each death:	Male 36 years-uromie	
	Female 66 years-diabete	
	Male 29 years-tuberc.pulmon.	

2.- Communicable disease control

	<u>Pulm.T.B.</u>	<u>Scabies</u>	<u>T O T A L</u>
New cases	1	4	5
Suspects	2		2
Deaths	1		1

Percentage D.P.s not immunised. Typhoid: 0% Typhus: 25% Diphtheria: 75%
Smallpox: 30%

3.- Maternal Hygiene

Total No. of prenatal cases registered at beginning of month: 51
New cases: 24. No. obstetrical complications referred for treatment: 0
No. confinements: 0.

Remarks: The increase of the above mentioned cases is due to the transfers which occurred last week.

4.- Infant and Preschool Hygiene

No. babies registered in Well-Baby Clinic at beginning of month: 61
New admiss.: 17. No. of Well-Baby clinic visits: 105. No. children 1 to 6 years examined: 58. No. referred for correction: -

5.- School Hygiene

No. of children 6-13 years in Camp: 243. No. attending school: 140
No. examined: 61. No. found defective in: a/ general nutritional status: 10, /i/ Weight increase: 5, /ii/ Height increase: 1, b/ Teeth: 30%, c/ vision: 0, d/ upper respiratory organs: 45 e/ skin: 2, f/ orthopedic: 0, g/ other: -

Activities of Health Officer to secure correction of "defects":
Prophylactic and therapeutic medicaments, vitamins, supplementary food, actinotherapy.

6.- Venereal Disease Control

	Syphillis /N.B./			Gonorrhea		Other	Tot.
	Early	Late		acute	chronid
	1a.	2a.	Latent				
New cases diagnosed	-	-	-	- 1	-
No. patients remaining under treatment	-	2	-	-	-
No. contacts found positive	-	-	-	-	-

7.- Tuberculosis Control No.

No. of arrested cases: 3, active cases: 1, discovered during month.
No. of arrested cases: 21, active cases: 6, retained in Camp.
No. of cases sent to Sanatorium during month: 2.
No. of persons incl. contacts examined clinically: 19, fluoroscopy 19
radiography: 0, Laboratory: 6.

8.- SANITATION

- a/ Condition of kitchens: very good. Food storage: very good.
b/ Weekly health examination of kitchen personnel performed
c/ Latrines
1 - cleanliness: good
2 - adequacy: insufficient but new are built
3 - flyproof: yes
d/ Water supply /answer once only or if supply is changed/
1 - source: as in previous report
2 - adequacy: " " " "
3 - potability: " " " "
e/ Quarters
1 - cleanliness: fair 2 - Estimated degree of crowding
3 - lousiness: exceptional cases 4 - Vermin: bed bugs
in all wooden barracks
5 - Dusting of people and quarters performed: regularly
was available
f/ Garbage and refuse disposal; frequency: daily method garbage tins,
lorry and cart from Camp.
g/ General cleanliness of Camp grounds: good.

9.- BRIEF NARRATIVE REPORT OF HEALTH EDUCATION ACTIVITIES IN THE VARIOUS FIELD OF HYGIENE AND SANITATION AND NURSING.

Hygiene and Sanitation. General Camp Hygiene is inspected by a sanitation D.P. doctor, helped by a disinfection and cleaning squad controlling kitchens, latrines, billets, and stores.

Nursing. A nurse is in charge for visiting the sick in the barracks, and inspects the hygiene and attendance to the sick. There is also a training school and conferences for all the Nurses.

10.- NUTRITION. DIET COMPOSITION AND SUPPLEMENTARY RATIONS FOR SELECTED GROUPS INCL. CHILDREN.

0 - 4 months - 1 lt milk - 200 gr bread
4 - 8 " - 1 " " - 200 " "
350 gr grit 300 " sugar /per week/
8 - 12 " - 1 lt milk - 200 " bread
50 gr sugar 17 " butter /per day/
20 " grit 100 " carrots
1 - 6 years - 0,5 lt milk /special childrens kitchen/
6 - 14 " - 1 " " /adult kitchen/

11.- AVAILABLE NUMBER OF DOCTORS, TRAINED NURSES, NURSE-AIDES, DENTISTS AND OTHER MEDICAL PERSONNEL AMONG D.P.:

8 Doctors, 1 Nurse, 2 Midwives, 5 Aides-Nurses, 2 Dentists,
1 Pharmacist.

12.- TOTAL NUMBER OF PATIENT DAYS IN UNRRA-CAMP HOSPITAL DURING THE MONTH: 210.

/see page 3/

- 13.- TOTAL NUMBER OF CLINIC VISITS TO UNRRA CAMP. CLINIC DURING THE MONTH: 786.
- 14.- TOTAL NUMBER OF COMPLETED IMMUNIZATIONS UNDER UNRRA DIRECTION DURING THE MONTH: 0.
- 15.- TOTAL NUMBER OF CHILD HEALTH EXAM NATIONS DURING THE MONTH: 224.
- OBSERVATIONS AND SUGGESTIONS - TO INCLUDE NOTE ON IMPORTANT DEFICIENCIES IN DRUGS AND EQUIPMENT.
- Total lack of Hospital linen.
" " " Cleaning and Scrubbing Material.
Deficiency in electrical bulbs.

D.P. Acting Health Officer

H. Lewis
UNRRA Nurse

[Signature]
UNRRA Medical Officer



UNRRA
AUSTRIAN MISSION
SEMI-MONTHLY STATISTICAL
REPORT ON DP UNRRA OPERATIONS
IN.....ZONE (including Vienna)
FOR PERIOD ENDED.....

P.1 of MSR-2/Z

1/3/46 ?

<p>A. Displaced Persons: A. Allied B. Neutral S. Special Categories D. Ex-enemy (Enter ALPHABETICALLY by groups in accordance with list on reverse side of this sheet. Give Group sub-totals)</p>	<p>1/DP Departures by nationality from Zone to date by country of destination</p>	<p>2/Total DP's by nationality re- maining in Zone at end of period</p>	<p>3/Total DP by national residing at end of period assembly c tres in wh UNRRA is p ticipating</p>
---	---	---	---

8 returned

9 returned

GRAND TOTAL

A.	
Albanians	1.
Czechoslovakians	71
Egyptians	2
French	6
Greeks	12
Irish	2
Italians	1064
Latvians	8
Lithuanians	255
Polish	3
Russians	310
Swiss	1
Ukrainians	1
Yugoslavs	2
B.	
Belgians	64
Dutch	4
Latvians	66
Lithuanians	126
Stateless	608
Swedish	40
Ukrainians	2552
Yugoslavs	310
Czech	132
Hungarian	61
Lithuanian	20
Russian	5
Polish	1605
Stateless	47
C.	
Belgians	7
Hungarians	110
Ukrainians	433

A. Allied

Albanians	Danes	Luxembourgers
Americans	Dominicans	Mexicans
Argentinians	Dutch	New Zealanders
Australians	Ecuadorians	Nicaraguans
Belgians	Egyptians	Norwegians
Bolivians	Ethiopians	Panamanians
Brazilians	French (to include French colonies and protectorates)	Paraguayans
British (to include all British subjects except Dominions and India which are listed separately)	Greeks	Peruvians
Canadians	Guatemalans	Philippinos
Chileans	Haitians	Poles
Chinese	Hondurans	Salvadorans
Colombians	Icelanders	Saudi Arabians
Costa Ricans	Indians	South Africans
Cubans	Iranians	Soviets
Czechoslovakians	Iraqis	Syrians
	Lebanese	Turks
	Liberians	Uruguayans
		Venezuelans
		Yugoslavs

B. Neutral

Afghans	Spaniards
Eireans	Swedes
Finns	Swiss
Portuguese	

C. Special Categories

Austrians	Sudeten Germans
Estonians	Ukrainians (state country of domicile as of 3rd September 1939)
Italians	Volksdeutsche (state country of domicile as of 3rd September 1939)
Jews (state country of origin or if stateless)	White Russians (state country of domicile as of 3rd September 1939)
Latvians	
Lithuanians	
Stateless (holding Nansen passports)	

D. Ex-enemies

Bulgarians	Hungarians	Rumanians
Germans	Japanese	Siamese

N.B. Except for the "special categories" this classification is to be based on country of citizenship; i.e. a Norwegian is a person who claims citizenship in Norway but a Norwegian who had become a naturalized citizen of the United States is to be classified as an American citizen.

ZONE (incl. Vienna)

A.4. Total residing at end of period in assembly centres in which UNRRA is participating by age and sex:		
a. Males 45 and over	763	
b. Females 45 and over	760	
c. Males 18 to 44	2237	
d. Females 18 to 44	2186	
e. Males 14 and under 18	223	
f. Females 14 and under 18	247	
g. Children 6 and under 14	756	
h. Children 1 and under 6	625	
i. Infants under 1	188	
		TOTAL : 7985
		6 omitted from HAIMING.
5. No. registered at end of period receiving assistance but not shelter in assembly centre in which UNRRA is participating		---
B. ASSEMBLY CENTRE ADMINISTRATION		
1. Total number of assembly centres in the country;		
a. Administred by UNRRA	4	
b. Administred by Military	-	
(1) Assisted by UNRRA		
(2) Assisted by voluntary societies under UNRRA agreements		
(3) Other(No participation by UNRRA or voluntary societies).	-	
2. Total Number of Teams:		
a. UNRRA teams	4	
b. Voluntary society teams cooperating with UNRRA under agreements.	-	
C. PERSONNEL AT END OF PERIOD		
1. Total No. of UNRRA (Class I) in Zone:		
a. In assembly centres	36	
b. At Area Headquarters		
c. At Zone Headquarters	19	
2. Total No. of voluntary society (Class III) personnel in Zone:		
a. In assembly centres	-	
b. At Area Headquarters		
c. At Zone Headquarters	-	
3. Total No. of DP's employed:		
a. (Class II)		
(1) in assembly centres	185	
(2) outside assembly centres	110	
b. Others		
(1) in assembly centres employed by UNRRA and paid by Burgermeister	507	
(2) outside assembly centres		
(a) By UNRRA and paid by Burgermeister	1	
(b) By Military	52	
(c) By Private Employers	216	

D. SPECIAL ITEMS

1. Number of unaccompanied Children:	
a. 6 and under 14	23
b. under 6	2
2. Number of DP's hospitalised at end of period	
a. in Centre infirmaries	51
b. in military or local hospitals	61
c. in UNRRA DP hospitals	13
3. (a) Number of persons authorised to receive supplementary rations at end of period for medical reasons:	
1. Males 14 and over	115
2. Females 14 and over	323
3. Children 6 and under 14	50
4. Children 3 and under 6	17
5. Infants 1 and under 3	12
6. Infants under 1	5
(b) Number of persons receiving additional workers "rations"	536
(c) Number of persons receiving heavy workers "rations".	597

ZONE.....

UNRRA AUSTRIAN MISSION

P.1 of MSR-2/AC

TEAM NO.

SEMI-MONTHLY STATISTICAL

ASSEMBLY CENTRE.....

REPORT ON DP ASSEMBLY CENTRE OPERATION FOR

LOCATION.....

PERIOD ENDED.....

DATE.....

15 au 28 Fevrier, 1946.

(1)	(2)	(3)		(4)	(5)	(6)
A. Displaced Persons: A. Allied B. Neutral C. Special Categories D. Ex-enemy (Enter ALPHABETICALLY by groups, in accordance with list on reverse side of this sheet.)	No. in Camp at beginning of period (brought forward from column 6 of previous return)	Admitted during period New to Land (Area)	From other camps within other sources Land (Area)	Total repatriated from assembly centre for period	Other departures (specify reasons)	Totals remaining at end of Period (Obtained by adding columns 2 and 3 and deducting columns 4 and 5. (Give Group sub-totals.)
A. Albanians1 Czechoslovatians23 Yugoslavs201	1,211	15	12	9	To work 7 Changing to other Zone 9	
B. None						
C. White Russian 1 Stateless 1 Poles 4 Volksdeutsches Yugoslavians 759 Hungarians 130 Czekoslovakians..... 73 Romanians 11 Russians 2 Poles 2						1,215.
D. Bulgarians 5 Hungarians 2						
						GRAND

GRAND
TOTAL:

A. Allied

Albanians
Americans
Argentinians
Australians
Belgians
Bolivians
Brazilians
British (to include all
British subjects
except Dominions and
India which are listed
separately)
Canadians
Chileans
Chinese
Colombians
Costa Ricans
Cubans
Czechoslovakians

Danes
Dominicans
Dutch
Ecuadorians
Egyptians
Ethiopians
French (to include French
colonies and
protectorates)
Greeks
Guatemalans
Haitians
Hondurans
Icelanders
Indians
Iranians
Iraqis
Lebanese
Liberians

Luxembourgers
Mexicans
New Zealanders
Nicaraguans
Norwegians
Panamanians
Paraguayans
Peruvians
Philippines
Poles
Salvadorans
Saudi Arabians
South Africans
Soviets
Syrians
Turks
Uruguayans
Venezuelans
Yugoslavs

B. Neutral

Afghans
Eireans
Finns
Portuguese

Spaniards
Swedes
Swiss

C. Special Categories

Austrians
Estonians
Italians
Jews (state country of origin
or if stateless)
Latvians
Lithuanians
Stateless (holding Nansen passports)

Sudeten Germans
Ukrainians (state
country of domici-
cile as of 3rd
September 1939)
Volksdeutsche
(state country
of domicile as of
3rd September
1939)
White Russians (state
country of domicile
as of 3rd September
1939)

D. Ex-enemies

Bulgarians
Germans

Hungarians
Japanese

Rumanians
Siamese

N.B. Except for the "special categories" this classification is to be based on country of citizenship; i.e. a Norwegian is a person who claims citizenship in Norway but a Norwegian who had become a naturalized citizen of the United States is to be classified as an American citizen.

A.4. Total residing at end of period in assembly centres in which UNRRA is participating by age and sex:

a. Males 45 and over	114
b. Females 45 and over	184
c. Males 18 to 44	223
d. Females 18 to 44	302
e. Males 14 and under 18	41
f. Females 14 and under 18	51
g. Children 6 and under 14	167
h. Children 1 and under 6	111
i. Infants under 1	22

1,215

5. No. registered at end of period receiving assistance but not shelter in assembly centre in which UNRRA is participating

ASSEMBLY CENTRE ADMINISTRATION

1. Total number of assembly centres in the country;
 - a. Administred by UNRRA
 - b. Administred by Military
 - (1) Assisted by UNRRA
 - (2) Assisted by voluntary societies under UNRRA agreements
 - (3) Other (No participation by UNRRA or voluntary societies).
2. Total Number of Teams:
 - a. UNRRA teams
 - b. Voluntary society teams cooperating with UNRRA under agreements.

PERSONNEL AT END OF PERIOD

1. Total No. of UNRRA (Class I) in Zone:
 - a. In assembly centres
 - b. At Area Headquarters
 - c. At Zone Headquarters
2. Total No. of voluntary society (Class III) personnel in Zone:
 - a. In assembly centres
 - b. At Area Headquarters
 - c. At Zone Headquarters
- Total No. of DP's employed:
 - a. (Class II)
 - (1) in assembly centres
 - (2) outside assembly centres
 - b. Others
 - (1) in assembly centres employed by UNRRA and paid by Burgermeister
 - (2) outside assembly centres
 - (a) By UNRRA and paid by Burgermeister
 - (b) By Military
 - (c) By Private Employers

10

181

110

110

291

D. SPECIAL ITEMS

- | | |
|--|-----|
| 1. Number of unaccompanied Children: | |
| a. 6 and under 14 | 2 |
| b. under 6 | |
| 2. Number of DP's hospitalised at end of period | |
| a. in Centre infirmaries | 14 |
| b. in military or local hospitals | 10 |
| c. in UNRRA DP hospitals | 6 |
| 3. (a) Number of persons authorised to receive supplementary rations at end of period for medical reasons: | |
| 1. Males 14 and over | 19 |
| 2. Females 14 and over | 67 |
| 3. Children 6 and under 14 | 24 |
| 4. Children 3 and under 6 | 6 |
| 5. Infants 1 and under 3 | 3 |
| 6. Infants under 1 | 1 |
| (b) Number of persons receiving additional workers "rations" | |
| (c) Number of persons receiving heavy workers "rations". 3000 calo. | 291 |

Zone French
Team No 148
Assembly Centre Camp Landeck
Location Austria - Tyrol
February 28 th 1946

P.l. of MSR-2/AC

UNRRA AUSTRIAN MISSION
SEMI - MONTHLY STATISTICAL
REPORT ON DP ASSEMBLY CENTRE OPERATION
FOR END OF PERIOD.

	/1/	/2/	/3/			/4/	/5/			/6/
Displaced Persons	No in Camp at beginning of period	Admitted du- ring period /a/ /b/ /c/	Total re- patriated of per.	Other de- partures /d/ /e/ /f/	Total re- maining at end of per.					
A. Allied										
Czechoslov.	17	- - 1	- - -	1	17					
Egyptians	2	- - -	- - -	-	2					
French	7	- - 1	- - -	2	6					
Iranians	4	- - -	- - -	2	2					
Poles	31	- - 2	- - -	6	27					
Soviets	5	- - 6	8 - -	-	3					
Turks	267	- - 1	- 8 -	5	255					
Yugoslavs	10	- - -	- - -	1	9					
	343	- - 11	8 8 -	17	321					
B. Neutral										
Finns	1	- - -	- - -	-	1					
	1	- - -	- - -	-	1					
C. Special Categories										
Esthonians	11	- - -	- - -	-	11					
Latvians	35	- - -	- - -	3	32					
Lithuanians	7	- - 2	- - -	-	9					
Stateless	125	- - 5	- - -	4	126					
(Russ.f.Poland	6	- - -	- - -	-	6					
Ukrainians	2180	6 - 24	- - -	72	2138					
(White Russ.f.Pol.	19	- - -	- - -	-	19					
	2383	6 - 31	- - -	79	2341					
D. Ex - Enemies										
Hungarians	118	- - -	- - -	2	116					
Roumanians	435	- 4 -	- 2 -	10	427					
	553	- 4 -	- 2 -	12	543					
Grand Total:	3280	6 4 42	8 10 -	108	3206					

/a/ - new to land /area/

/b/ - from Camps in land

/c/ - from other sources

/d/ - departures to other zone

/e/ - to Camps in the same "

/f/ - without place of destia.

A. 4. Total residing at end of period in assembly centre in which UNRRA is participating by age and sex:

a. Males 45 and over	331	
b. Females 45 and over	251	
c. Males 18 to 44	1055	
d. Females 18 to 44	834	
e. Males 14 and under 18	91	
f. Females 14 and under 18	95	
g. Children 6 and under 14	227	
h. Children 1 and under 6	255	
i. Infants under 1	<u>67</u>	3206

5. No. registered at end of period receiving assistance but not shelter in assembly centre in which UNRRA is participating:

B. PERSONNEL AT END OF PERIOD

1. Total No. of UNRRA /Class I/ in assembly centre		9
2. Total No. of voluntary society /Class III/ personnel in assembly centre		-
3. Total No. of DP's employed:		
a/ Class II/	-	-
1/ in assembly centre	-	-
2/ outside assembly centre	-	-
b/ Others		
/1/ in assembly centre employed by UNRRA and paid by Burgermeister	408	
/2/ Outside assembly centre		
/a/By UNRRA and paid by Burgermeister	1	
/b/By military	32	
/c/By private employers	<u>37</u>	478

C. SPECIAL ITEMS

1. Number of unaccompanied children:		
a. 6 and under 14	7	
b. under 6	<u>2</u>	9
2. Number of DP's hospitalized at end of period	8	
a. in Centre infirmiry		
b. in military or local hospitals	17	
c. in D.P. hospitals	<u>-</u>	25
3. a/ Number of persons authorised to receive supplementary rations at end of period for medical reasons:		
1. Males 14 and over	22	
2. Females 14 and over	30	
3. Children 6 and under 14	1	

4. Children 4 and under 6	3	
5. Infants 1 and under 3	6	
6. Infants under 1	<u>1</u>	63
b/ Number of personnel receiving additional workers "rations"	101	
c/ No. of persons receiving heavy workers "rations"	<u>68</u>	169



R. Maltby
.....
R. Maltby
Director of Camp

WRS 2

Displaced Persons outside Camps

(Excluding Germans but including Volksdeutsch)

Vorarlberg	Bregenz	2652
	Feldkirch	200
	Bludenz	1173

Tirol	Landeck	758
	Schwaz	1141
	Kitzbühel	1081
	Innsbruck	469
	Reutte	721
		2500
		112

Displaced Persons outside Camps

(Excluding Germans but including Volksdeutsch)

Vorarlberg	Bregenz	2662
	Feldkirch	200
	Bludenz	1173

Tirol	Landeck	758
	Schwarz	1141
	Kitzbühel	1081
	Inns	469
	Kufstein	721
	Innsbruck	2500
	Reutte	112

UNITED NATIONS RELIEF AND REHABILITATION ADMINISTRATION
AUSTRIAN OPERATION

95 *2/12*
c/o HQ. U. S. F. A., APO 777, U. S. ARMY

20th February 1946.

To : Director of American Zone, UNRRA, Salzburg.
Director of British Zone, UNRRA, Klagenfurt.
Director of French Zone, UNRRA, Innsbruck.

We are transmitting six copies of the Mission's monthly statistical report for January to Washington and ERO (MSR-1, 2 and 3) based on reports from the Zones received prior to 15th February. This will be revised to include figures from the American and British Zone received after that date.

Helen R. Jeter
HELEN R. JETER.

EK.

Monthly Statistical Report of Austrian Mission.

Report for January 1946.

- A. 4a, b. Supplies received from UNRRA by the Austrian Government and distributed:
Nil. Supply program to begin March (?)
- A. @c. Proceeds from UNRRA supplies received by Austrian Government: Nil.
- B. Use of proceeds from UNRRA supplies: Nil.
- C. REGISTRATION, REPATRIATION AND CARE OF DISPLACED PERSONS.
1. Displaced persons in country last day of month. See Form MSR-2 for 31st January.
 2. Displaced persons who have departed from country. Data for 31st January not available. Most recent figure 575,473 on 31st December 1945.
 3. Same as item A-3 of Form MSR-2.
 4. Same as item A-4 of form MSR-2.
 5. Number of displaced persons or family groups who received assistance in cash or supplies under UNRRA auspices this month: Nil.
 6. Total number of patient days in UNRRA operated hospitals this month:
Total Austria n.r. American Zone x5612 British Zone n.r. French Zone 1305.
 7. Total number of clinic visits to UNRRA operated clinics during this month:
Total Austria n.r. American Zone x7636 British Zone n.r. French Zone 9983.
 8. Number of UNRRA operated camps or other UNRRA operated institutions in which services reported in items C-6 and C-7 were provided this month: n.r.
 9. Number serving these hospitals and clinics at end of month:
 - a. Doctors: Total Austria n.r. American Zone x76, British Zone n.r. French Zone n.r.
 - b. Nurses: Total Austria n.r. American Zone x100 British Zone n.r. French Zone n.r.
 10. Total number of immunization under UNRRA direction during this month:
Total Austria n.r. American Zone x5718 British Zone n.r. French Zone n.r.
 12. Total number of child health examination during this month under UNRRA direction: Total Austria n.r. American Zone x1013 British Zone n.r. French Zone 1270.

D. PERSONNEL OF MISSION	Number		
	UNRRA Class I	Local Class II	Voluntary Class III
1. Employees on payroll end of month by service:	592	0	0
a. Displaced persons	(a)		
b. Health	11		
c. Welfare	5		
d. Agricultural rehabilitation	0		
e. Industrial rehabilitation	0		
f. Requirements coordination and supply	66		
g. Distribution and transport	38		
h. Camp operation	380		
i. Finance and administration	52		
j. Personnel	8		
k. Office of chief (b)	32		

D. PERSONNEL OF MISSION (cont.)	Number		
	UNRRA Class I	Local Class II	Voluntary Class III
2. Employees on payroll end of month by country of citizenship:	592	0	0
a. U.K.	210		
b. U.S.	138		
c. France	50		
d. Netherlands	43		
e. Belgium	39		
f. Canada	31		
g. Poland	27		
h. Czechoslovakia	13		
i. Australia	12		
j. South Africa	4		
k. Brazil	4		
l. Luxembourg	3		
m. Columbia	3		
n. USSR	3		
o. Bolivia	2		
p. Denmark	2		
q. San Salvador	1		
r. Venezuela	1		
s. Palestine	1		
t. Lithuania	1		
u. Italy	1		
v. Switzerland	1		
w. Stateless	2		

Date submitted 18/II/46.

Signature of Chief of Mission R.H.R. PARMINTER,
Brigadier.

Footnotes.

x Figures quoted were reported 15th January. Report for 31st January not yet received.

n.r. Not reported.

a. Included in camp operations.

b. Includes area and zone headquarters staff.

UNRRA SEMI-MONTHLY STATISTICAL REPORT ON DISPLACED PERSONS IN AUSTRIA
Report for the Period Ended 31st January 1946.

Page 1 of MSR-2

Country of citizenship (or nationality)	A-2				A-3			
	2. Total remaining in country at end of period.	3. Total residing at end of period in assembly centres in which UNRRA is participating						
	Austria	American Zone	British Zone	French Zone	Total Austria	American Zone	British Zone	French Zone
GRAND TOTAL	260,755	200,725	43,101	16,929	47,282	20,219	18,942	8,121
United Nations Total	49,056	33,395	12,923	2,738	26,175	13,284	9,790	3,101
Brazil	105	105						
Czechoslovakia	2,464	2,290	174		666	164	137	365
Greece	334	235	99		2	2		
Poland	17,654	12,376	3,601	1,617	9,415	5,001	2,922	1,492
USSR	652		652		509	5	504	
Yugoslavia	20,645	11,325	8,260	1,060	10,697	3,406	6,084	1,207
Jews not otherwise spec.	6,100	6,100			4,694	4,694		
Western Europeans n.o.s.	671	671						
Others	431	293	137	1	192	12	143	37
Neutral Countries Total	985		439	357	777	74	431	272
Ex-enemy countries Total	38,129	23,590	8,812	5,727	861	14	200	647
Austria	485		485		22	5	17	
Bulgaria	175	142	33		36		28	8
Germany	19,266	12,364	3,155	3,747	18		18	
Hungary	14,790	9,180	4,413	1,197	211	5	59	147
Roumania	3,413	1,904	726	783	574	4	78	492
Special Categories								
Italy	197	151	46		35	4	27	4
Latvia	384		340	44	896	577	251	68
Lithuania	423		142	281	893	581	132	180
Estonia	188		66	122	343	208	72	63
Baltics n.o.s.	2,443	2,443						
White Russians	12,252	10,111	1,461	650	4,690	3,944	13	733
Stateless	5,073	4,976	97		161	91	70	
Sudeten	17,327	15,992	117	1218	95		95	
Volksdeutsche	127,235	109,841	14,511	2,876	5195	56	4,169	970
Unclassified	766		237	529	51		51	
Ukrainians	6,297		3,910	2,387	7,110	1,386	3,641	2,083

	Total Austria	American Zone		British Zone		French Zone
		Area I	Area II	Land Karn.	Land Steier	
A. DISPLACED PERSONS						
1. Total residing at end of period in assembly centres in which UNRRA is participating by age and sex:		x	x			
a. Males 45 and over	n.r.	14584	8170	n.r.	n.r.	8121
b. Females 45 and over	n.r.	6477	4047	n.r.	n.r.	615
c. Males 18 and under 45	n.r.	4655	2462	n.r.	n.r.	634
d. Females 18 and under 45	n.r.	(c)	(c)	n.r.	n.r.	2476
e. Males 14 and under 18	n.r.	(d)	(d)	n.r.	n.r.	2356
f. Females 14 and under 18	n.r.	613	194	n.r.	n.r.	220
g. Children 6 and under 14	n.r.	445	175	n.r.	n.r.	252
h. Children 1 and under 6	n.r.	1218	684	n.r.	n.r.	762
i. Infants under 1	n.r.	1106	606	n.r.	n.r.	612
3. Number at end of period receiving assistance but not shelter in assembly centres in which UNRRA is participating	n.r.	n.r.	n.r.	n.r.	n.r.	0
B. ASSEMBLY CENTER ADMINISTRATION						
1. Total number of assembly centres in the country:	100	24	x50	14	12	unknown
a. Administered by UNRRA	19	5	x 5	5	4	4
b. Administered by military	81	19	x45	9	8	unknown
(1) Assisted by UNRRA	12	6	x 6	0	0	0
(2) Assisted by voluntary societies under UNRRA agreement	0	0	0	0	0	0
(3) No participation by UNRRA and voluntary societies	69	b13	x39	9	8	unknown
2. Total number of teams	32	@ 9	x 9	6	4	4
a. UNRRA teams	32	9	x 9	6	4	4
b. Voluntary society teams under UNRRA agreements	0	0	0	0	0	0
C. PERSONNEL AT END OF PERIOD						
1. Total number of UNRRA Class I personnel in country:	592	171	121	78	54	64
a. In assembly centres	373	107	112	55	51	48
b. At Area Headquarters	21	7	9	2	3	
c. At Zone Headquarters	94	57		21		16
d. In Central Tracing Bureau at Central Headquarters	0	-	-	-	-	-
e. All others at Central Headquarters	53	-	-	-	-	-
f. In training and staging centres	51	-	-	-	-	-

TOTAL	American Zone		British Zone		French
Austria	Area I	Area II	Land	Land	Zone
			Karn.	Steier.	

C. PERSONNEL (cont.)

2. Total number of Class III (voluntary society) personnel (c)

	0	0	0	0	0	0
3. Total number of displaced persons employed:	n.r.	n.r.	n.r.	n.r.	n.r.	910
a. By UNRRA	n.r.	n.r.	n.r.	n.r.	n.r.	239
i. In assembly centres	n.r.	x1241	x151	n.r.	n.r.	164
ii. In staging centres	n.r.	n.r.	n.r.	n.r.	n.r.	0
iii. Outside assembly centres or stag.c.	n.r.	x2036	n.r.	n.r.	n.r.	75
iv. Area Headquarters	n.r.	n.r.	n.r.	n.r.	n.r.	0
v. Zone Headquarters	n.r.	n.r.	n.r.	n.r.	n.r.	0
b. By other employers	n.r.	n.r.	n.r.	n.r.	n.r.	671
i. Military	n.r.	n.r.	n.r.	n.r.	n.r.	46
ii. Other	n.r.	n.r.	n.r.	n.r.	n.r.	460
(a) Paid by Burgermeister work for UNRRA	n.r.	n.r.	x480	n.r.	n.r.	
(b) Private employers	n.r.	n.r.	n.r.	n.r.	n.r.	165

D. SPECIAL ITEMS

1. Number of unaccompanied children:	n.r.	x 80	x 31	n.r.	n.r.	23
a. 6 and under 14	n.r.	n.r.	n.r.	n.r.	n.r.	18
b. under 6	n.r.	n.r.	n.r.	n.r.	n.r.	5
2. Number of displaced persons hospitalized at end of period	n.r.	x237	x177	n.r.	n.r.	137
a. In camp infirmaries	n.r.	n.r.	n.r.	n.r.	n.r.	43
b. In military or local hospitals	n.r.	n.r.	n.r.	n.r.	n.r.	86
c. In UNRRA DP hospitals	n.r.	n.r.	n.r.	n.r.	n.r.	8
3. Number of persons authorized to receive supplemental rations at end of period:	n.r.	n.r.	n.r.	n.r.	n.r.	1836
a. For medical reasons:	n.r.	x806	x764	n.r.	n.r.	670
(1) Males 14 and over	n.r.	370	152	n.r.	n.r.	107
(2) Females 14 and over	n.r.	226	305	n.r.	n.r.	420
(3) Children 6 and under 14	n.r.	135	119	n.r.	n.r.	109
(4) Children 3 and under 6	n.r.	75	188	n.r.	n.r.	19
(5) Children 1 and under 3	n.r.			n.r.	n.r.	5
(6) Infants under 1	n.r.			n.r.	n.r.	10
b. Persons receiving additional workers "rations"	n.r.	n.r.	n.r.	n.r.	n.r.	621
c. Persons receiving heavy workers "rations"	n.r.	n.r.	n.r.	n.r.	n.r.	545

Date submitted 18/II/46.

Signature of Chief

R.H.R. Parmlinter, Brigadier

Footnotes.

x Figures quoted were reported 15th January, Report for 31st January not yet received, n.r. not reported

@ Includes Vienna team

b. Includes 7 operated by Austrian Civil Authorities

c. Agreements not yet signed in Austria

UNRRA
Form MSR-3

Monthly Statistical Report from Staging and Supply Center,
Austrian Mission.

Name of base: Salzburg Staging and Supply Center
Report for the period 16/1/46 to 31/1/46.

- | | |
|---|----|
| 1. Deployment of personnel to the field during the period: | |
| a. Number of teams departed since preceding report | - |
| b. Number of individuals in teams | - |
| c. Number of individuals sent forward as filler personnel | 46 |
| 2. Total number of arrivals at base during period | 47 |
| 3. Total number at base at end of period: | 1 |
| a. (1) Ready for deployment | 1 |
| (2) In training | 1 |
| (3) Other | - |
| b. Classified by country of citizenship: | |
| (1) U.K. | 1 |
| (2) U.S. | - |
| (3) etc. | - |
| 4. Vehicles: | |
| a. Number, excluding motor cycles, arrived since preceding report | - |
| b. Number deployed during period | 15 |
| c. Number now on hand classified as: | |
| (1) Ready for operation | 3 |
| (2) Awaiting repair | 4 |
| (3) Assigned to Mobilisation and Training Base or Staging Area | 22 |
| d. Number of motor cycles on hand | - |

Date submitted 18/II/46.

Signature of Chief R.H.R. PARMINTER, Brigadier.

A. Displaced Persons Nationality	1. Total DP departures (by repatriation) from this country				2. Total remaining in coun- try at end of period by Nationality				3. Total residing at end of pe- riod in assembly centres in which UNRRA is participating (N.B.2.)			
	TOTAL	American Zone (INCLUDING VIENNA)	British Zone (INCLUDING VIENNA)	French Zone (INCLUDING VIENNA)	TOTAL	American Zone (INCLUDING VIENNA)	British Zone (INCLUDING VIENNA)	French Zone (INCLUDING VIENNA)	TOTAL	American Zone (INCLUDING VIENNA)	British Zone x (INCLUDING VIENNA)	French Zone
	May 10 to Dec. 31	May 8 to Nov. 30			As of 1 Jan.	As of 29 Dec.	As of 31 Dec.					
Afghans					11		11		11			11
Albanians					23	15	8		25	19		6
Argentinians					40	40						
Ara bians					4		4		3			3
Armenians					18		18		18			18
Balts (N.B.1.)	24	24		Figures not avai- lable	2381	2381			324			324
Belgians					15		15		15	2		13
Bolivians					8	8						
Brazilians					93	93						
Byelorussians									4	4		
Canadians					1		1					
Chileans					17	17						
Columbians					2	2						
Costa Ricans					6	6						
Cubans					2	2						
Czechs	13195	13195			5807	2414	3393		615	145	132	338
Danes					9	8	1					
Danzigers					2	2						
Dutch	773		773		45		45		36	2	34	
Ecuadorians					20	20						
Egyptians					1		1		3		1	2
English					7	7						
Estonians					684		59	625	250	205	45	
Subtotal	13992	13219	773		9196	5015	3556	625	1304	377	263	664

x Excluding Vienna.

N.B. 1. Balts are reported as well as, Lithuanians, Latvians and Estonians due to differences in reporting by UNRRA and the three Armies in each Zone.

2. These are the only figures which are not military figures.

A. Continued Nationality	1. Total DP departures from (by repatriation) from this country			2. Total remaining in coun- try at end of period by nationality			3. Total residing at end of pe- riod in assembly centres in which UNRRA is participating				
	TOTAL	American Zone (INCLUDING VIENNA)	British Zone (INCLUDING VIENNA)	TOTAL	American Zone (INCLUDING VIENNA)	British Zone (INCLUDING VIENNA)	TOTAL	American Zone (INCLUDING VIENNA)	British Zone (INCLUDING VIENNA)	French Zone (INCLUDING VIENNA)	
	May 10 to Dec. 31.	May 8 to Nov. 30		As of 1 Jan	As of 29 Dec.	As of 31 Dec.					
Subtotal	13992	13219	775	9196	5015	3556	625	1304	577	265	664
Finns				1	1			2	1		1
French	10912		10912	379		379		23	5	7	11
French Mor.				2		2		2		2	
Greeks	4336	2489	1847	562	263	299		65	11	45	9
Guatemalans				3							
Icelanders				1							
Italians	105657	43375	62282	2406	51	2355		54	17	34	3
Iranians				19		19		21		19	2
Jews				6269	5394		875	3111	3111		
Latvians				1668		1046	622	704	563	141	
Lithuanians				1166		157	1009	640	566	74	
Luxembourgers				6	5	1					
Mexicans				3	2	1					
Near East				620			620				
Norwegians				19	11	8		3		3	
Others	929	929									
Palestinians				43		43		43		43	
Panamanians				1	1						
Paraguayans				14	14						
Peruvians				5	5						
Poles	56630	41999	14631	22173	10817	7841	3515	11236	5982	3673	1581
Russians	69496	69496		4238		4188	50	545	32	500	13
Russian Emigr.				1547			1547	554			554
Subtotal	261952	171507	90445	50341	21583	19895	8863	18307	10665	4804	2838

A. Continued Nationality	1. Total DP departures (by repatriation) from this country			2. Total remaining in coun- try at end of period by nationality			3. Total residing at end of pe- riod in assembly centres in which UNRRA is participating					
	TOTAL	American Zone (INCLUDING VIENNA)	British Zone (INCLUDING VIENNA)	French Zone (INCLUDING VIENNA)	TOTAL	American Zone (INCLUDING VIENNA)	British Zone (INCLUDING VIENNA)	French Zone (INCLUDING VIENNA)	TOTAL	American Zone (INCLUDING VIENNA)	British Zone (INCLUDING VIENNA)	French Zone (INCLUDING VIENNA)
		May 10 to Dec. 31.	May 8 to Nov. 30.			As of 1 Jan	As of 29 Dec.	As of 31 Dec.				
Subtotal	261952	171507	90445		50341	21583	19895	8863	18307	10665	4804	2838
San Dominicans					2	2						
San Salvadoreans					3	3						
Spanish				Figures not avail- lable	1		1		1		1	
Stateless					4863	4318	40	505	53	7	34	12
Stateless Jews									1250	1250		
Swedish					12	12						
Swiss					362	17	345		2		1	1
Syrians					2		2		2		2	
South Africans									1		1	
Turks					432	90	342		750	54	342	354
Ukrainians					5710	4249	1461		5243	2962		2281
Ukr. Poles					7875		2181	5694	2473	330	2143	
Ukr. Rum.				39		39		39		39		
Ukr. Russians				1655		1655		1435		1435		
Unclassified	5430		5430	4989		4989		52		52		
Uruguaians				8	8							
U.S.				83	73	10		15	6	8	1	
Venezuelans				5	5			3			3	
W. Europeans	41330	41330		717	717							
White Russians				5323	5323			2190	2190			
Yugoslavs	23260	15572	7688	44199	12678	27875	3646	14877	7189	5452	2256	
TOTAL U.N.	331972	228409	103563	126621	49078	58835	18708	46693	24653	14314	7726	

A. Continued Nationality	1. Total DP departures (by repatriation) from this country				2. Total remaining in coun- try at end of period by nationality				3. Total residing at end of pe- riod in assembly centres in which UNRRA is participating			
	TOTAL	American Zone (INCLUDING VIENNA)	British Zone	French Zone	TOTAL	American Zone (INCLUDING VIENNA)	British Zone	French Zone	TOTAL	American Zone (INCLUDING VIENNA)	British Zone	French Zone
		May 10 to Dec. 31.	May 8 to Nov. 30			As of 1 Jan	As of 29 Dec.	As of 31 Dec				
Total U.N.	331972	228409	103563		126621xx	49078	58835	18708	46693	24653	14314	7726
Austrians					163		163		16	3	13	
Bulgarians	284	284			356	106	250		27		25	2
Germans	156589	155789	800	Figures not avail- able	53921	13471	24019	16431	33	5	28	
Hungarians	77667	77667			17334	8283	9051		224	18	61	145
Rumanians	8951	2782	6169		4838	2277	2561		573	23	49	501
Sudetans					20095	16961	2259	875				
Unclassified					13299		13299					
Volksdeutsche					148766	104451	44315					
Vd. Czechs									42			42
Vd. Hungarians					1220			1200	9			9
Vd. Lithuanians									1			1
Vd. Poles									20			20
Vd. Rumanians								23			23	
Vd. Russians								110			110	
Vd. Ukrainians								1			1	
Vd. Yugoslavs								2010			2010	
Total EX-ENEMY	243491	236522	6969		259972	145549	95917	18506	3089	49	2392	648
Grand TOTAL	575463	464931	110532		386593xx	194627x	154752	37214	49782	24702	16706	8374

TOTAL UNITED NATIONS IN AUSTRIA 126,621.

GRAND TOTAL UNITED NATIONS AND EX-ENEMY IN AUSTRIA 386,593.

x69261 Austrian Refugees have
 been taken over by Public Welfare
 Branch, Internal Affairs Division.
 xxThese totals include DP's in and
 out of camps.

	TOTAL	U.S. ZONE Area I, Area II		VIENNA	BRITISH ZONE	FRENCH ZONE
C. <u>PERSONNEL AT END OF PERIOD</u> (contd)						
2. <u>Total number of voluntary society (Class III) personnel by country.</u>	61				61x	
a) In assembly centres						
b) At District Hq						
c) At Zone Hq.						
d) In Central Tracing Bureau at Central Hq.						
e) All others at Central Hq.						
f) In Training or Staging Centres.						
x Breakdown not available						
3. <u>Total number of displaced persons employed.</u>	5400	3354	145		1901	
a) By UNRRA	3455	1311	143		1901	
i. In assembly centres	3343	1311	143x		1889	
ii. In staging Centres						
iii. Outside assembly centres or staging centres						
iv. Area Hq.	2				2	
v. Zone Hq.	10				10	
b) By other employers	2045	2043	2			
i. Military			2x			
ii. Other	2045	2045				
D. <u>SPECIAL ITEMS.</u>						
1. <u>Number of unaccompanied children</u>	211	95	12x		94	10
2. <u>Number of displaced persons hospitalized at end of period.</u>	676	287	144		144	101
a) In camp infirmaries	676	287	144x		144	101x
b) In military or local hospitals		-	-		-	-
3. <u>Number of persons authorised to receive supplementary rations at end of period.</u>	6142	2273	821		2604	444
a) Males 14 and over	1347	765	136x	Figures	306	140x
b) Females 14 and over	1818	775	263	not	506	247x
c) Children 6 - 14	1098	243	86	available	756	13x
d) Children under 6	1879	490	336		1036	
e) Children under 1						17
x 4 Camps missing						
xx 1 Camp missing						
Date submitted 31st December 1945						

Date submitted 31st December 1945

R.H.R. PARMINTER, Brigadier
Chief, Austrian Mission.