

MIR

COMMUNES
FILE OF COLONEL YADDAU

[5 OCT 1993 - 8 MAR 1996]

UNCLASSIFIED
EL/WG JUNE 2009

PLEASE RETAIN
ORIGINAL ORDER

UNARCHIVES
SERIES S-1062
BOX 64
FILE 5
ACC. 1998/0283

FRANKLIN

RESO

Col.

Yadav
Miloos

Mark

© Oxford

OXFAM UK&I Rwanda Emergency Programme:

Commune Breakdown by population data; Numbers expected from camps, numbers returned and potential population pressure.

This document was produced using data from the 'Document de synthese des informations relatives au repatriement des populations rwandaises- 17 Septembre 1995' (ECHO)

The aim of this document is to begin highlighting potential pressure spots within the country where conflict over resources may occur, due to insufficient supply of basic needs. It's premise is based on an initial assumption that all communes possessed sufficient resources and/or infrastructure to serve their pre-war populations with their most basic level of needs. It is hoped that as more information is gathered, we will be able to factor infrastructural destruction (eg water sources, shelter) into the equation to help paint a more accurate picture

Some Major Assumptions made:

- 1- Reasonable accuracy of pre-war (1994) population estimates and current population figures
- 2- People in the camps are giving their correct commune of origin, or at least the commune they intend to return to
- 3- People currently in the communes will not migrate as a result of an influx of returnees from the camps
- 4- Additional population changes due to any future potential influxes/resettlement of old-caseload refugees, economic migrants or IDP movements have not been factored in

Key to Entries:

Expected - Number of people in the refugee camps having stated this as their commune of origin.

Pre-war Pop - Estimate of pre-war 1994 population based on extrapolation from previous census figures (ECHO)

Current Pop - Estimate of current population figures (ECHO)

Difference - Difference in population figures from pre to post war estimates

Pop press - Difference between pre-war population estimates and total likely population post repatriation

Percentage - Population pressure expressed as a percentage change in population.

| Prefecture | Commune | Expected | Pre-war Pop | Current Pop | Difference | Pop press | Percentage |
|------------|--------------|----------|-------------|-------------|------------|-----------|------------|
| Butare | Maraba | 938 | 42948 ? | | #VALUE! | #VALUE! | #VALUE! |
| Butare | Ngoma | 4471 | 34184 | 39723 | 5539 | 10010 | 29% |
| Butare | Mugusa | 2549 | 41306 | 35603 | -5703 | -3154 | -8% |
| Butare | Kibayi | 35690 | 46648 | 6380 | -40268 | -4578 | 10% |
| Butare | Mbazi | 1099 | 29739 | 25240 | -4499 | -3400 | -11% |
| Butare | Ruhashya | 822 | 31436 | 26132 | -5304 | -4482 | -14% |
| Butare | Kigembe | 29209 | 52987 | 15308 | -37679 | -8470 | -16% |
| Butare | Muyaga | 11450 | 37957 | 20081 | -17876 | -6426 | 17% |
| Butare | Nyaruhengeri | 18697 | 36792 | 10308 | -26484 | -7787 | -21% |
| Butare | Nyakizu | 3410 | 54367 | 39450 | -14917 | 11507 | 21% |
| Butare | Rusatira | 1320 | 36894 | 27000 | -9894 | -8574 | -23% |
| Butare | Ntyazo | 7328 | 59602 | 38203 | -21399 | 14071 | -24% |
| Butare | Ndora | 4370 | 32018 | 20003 | -12015 | -7645 | -24% |
| Butare | Huye | 1075 | 28975 | 20260 | -8715 | -7640 | -26% |
| Butare | Muganza | | 39255 | 12049 | -27206 | -11134 | -28% |
| Butare | Muyira | 7066 | 46503 | 26102 | -20401 | -13335 | -29% |

More than 30,000

More than 20,000

< 30%

< 20%

< 10%

| Prefecture | Commune | Expected | Pre-war Pop | Current Pop | Difference | Pop press | Percentage |
|------------|-------------|----------|-------------|-------------|------------|-----------|------------|
| Butare | Syhandu | 21465 | 43985 | 9042 | -34943 | 13478 | -31% |
| Butare | Gishamvu | 5994 | 40770 | 21877 | -18893 | -12899 | -32% |
| Butare | Nyabsindu | 1324 | 39619 | 24050 | -15569 | -14245 | -36% |
| Butare | Runyinya | 1310 | 47374 | 27400 | -19974 | 18164 | 38% |
| Butare | Diverses | 19838 | | | | | |
| Byumba | Ngarama | 18128 | 62797 ? | | #VALUE! | #VALUE! | #VALUE! |
| Byumba | Rutare | 4501 | 43336 ? | | #VALUE! | #VALUE! | #VALUE! |
| Byumba | Kinyami | 3649 | 44894 ? | | #VALUE! | #VALUE! | #VALUE! |
| Byumba | Muvumba | 36622 | 64034 | 60000 | -4034 | 32588 | 51% |
| Byumba | Kivuye | 29870 | 36729 | 22500 | -14229 | 15641 | 43% |
| Byumba | Kiyombe | 14195 | 39146 | 37469 | -1677 | 12518 | 32% |
| Byumba | Murambi | 46283 | 92853 | 76000 | -16853 | 29430 | 32% |
| Byumba | cyumba | 16061 | 42593 | 36184 | -6414 | 9647 | |
| Byumba | Gituza | 10411 | 50194 | 47700 | -2494 | 7917 | |
| Byumba | cyungo | 9255 | 50022 | 48000 | -2022 | 7233 | |
| Byumba | Mukarange | 5521 | 40259 | 40247 | 12 | 5509 | |
| Byumba | Tumba | 13179 | 34246 | 25000 | -9246 | 3933 | |
| Byumba | Muhura | 4675 | 50812 | 46095 | -4717 | -42 | 0% |
| Byumba | Bwisige | 1551 | 34068 | 31643 | -2425 | -874 | -3% |
| Byumba | Giti | 1359 | 48989 | 45000 | -3989 | -2630 | -5% |
| Byumba | Buyoga | 12860 | 51382 | 33829 | -17553 | -4693 | -9% |
| Byumba | Kibali | 6444 | 60077 | 12414 | -47663 | -41219 | -69% |
| Cyangugu | Gishoma | 5861 | 43406 | 40229 | -3177 | 2684 | 6% |
| Cyangugu | Gafunzo | 7305 | 51067 | 43327 | -7740 | -435 | -1% |
| Cyangugu | Gatare | 3645 | 58298 | 51772 | -6526 | -2881 | -5% |
| Cyangugu | Nyakabuye | 1767 | 40761 | 36759 | -4002 | -2235 | -5% |
| Cyangugu | Gisuma | 4291 | 51091 | 43502 | -7589 | 3298 | -6% |
| Cyangugu | Bugarama | 10027 | 56623 | 40000 | -16623 | -6596 | -12% |
| Cyangugu | kirambo | 1072 | 49830 | 42917 | -6913 | -5841 | -12% |
| Cyangugu | Kagano | 3665 | 47389 | 37000 | -10389 | -6724 | -14% |
| Cyangugu | Cymbogo | 13545 | 44005 | 23467 | -20538 | 6993 | 16% |
| Cyangugu | Karengera | 1059 | 64226 | 50000 | -14226 | 13167 | 21% |
| Cyangugu | Kamembe | 6687 | 49813 | 30000 | -19813 | 13126 | 26% |
| Cyangugu | Diverses | 38 | | | 0 | 38 | |
| Gikongoro | Rukondo | 3947 | 34755 ? | | #VALUE! | #VALUE! | #VALUE! |
| Gikongoro | nyamagabe | 3747 | 40615 ? | | #VALUE! | #VALUE! | #VALUE! |
| Gikongoro | Musebeya | 952 | 39864 | 38005 | -1859 | -907 | -2% |
| Gikongoro | Mugasombwa | 935 | 54316 | 50000 | -4316 | 3361 | 6% |
| Gikongoro | Nshili | 1463 | 49184 | 44337 | -4847 | -1384 | -3% |
| Gikongoro | kivu | 767 | 39588 | 33252 | -6336 | 5560 | 14% |
| Gikongoro | Muko | 911 | 50504 | 40355 | -10149 | -9238 | -18% |
| Gikongoro | Kinyamakara | 4112 | 35122 | 23338 | -11784 | -7672 | -22% |
| Gikongoro | Karambo | 767 | 27155 | 20212 | -6943 | 6176 | 23% |
| Gikongoro | Musange | 1099 | 34128 | 25153 | -8975 | -7876 | -23% |
| Gikongoro | karama | 5896 | 33146 | 18000 | -15146 | -9250 | -28% |

| Prefecture | Commune | Expected | Pre-war Pop | Current Pop | Difference | Pop press | Percentage |
|------------|------------|----------|-------------|-------------|------------|-----------|------------|
| Gikongoro | Rwamiko | 793 | 30819 | 18520 | -12299 | -11505 | -37% |
| Gikongoro | Mubunga | 1301 | 35694 | 17295 | -18399 | -17098 | -48% |
| Gikongoro | Diverses | 68 | | | 0 | 68 | |
| Gisenyi | Mutura | 28953 | 77065 ? | | #VALUE! | #VALUE! | #VALUE! |
| Gisenyi | Satinsyi | 17162 | 74702 ? | | #VALUE! | #VALUE! | #VALUE! |
| Gisenyi | Rubavu | 15274 | 66219 ? | | #VALUE! | #VALUE! | #VALUE! |
| Gisenyi | Rwerere | 15774 | 55227 | 50000 | -5227 | 10547 | 19% |
| Gisenyi | Karogo | 20279 | 57864 | 48139 | -9725 | 10554 | 18% |
| Gisenyi | Gaseke | 12122 | 58288 | 51000 | -7288 | 4834 | 8% |
| Gisenyi | Nyamyumba | 11282 | 62804 | 54245 | -8559 | 2723 | 4% |
| Gisenyi | Kanama | 3817 | 75803 | 65828 | -9975 | -1158 | -2% |
| Gisenyi | Ramba | 6718 | 55766 | 44000 | -11766 | -5048 | -9% |
| Gisenyi | Kibilira | 7904 | 59376 | 45350 | -14026 | -6122 | -10% |
| Gisenyi | Giciye | 18473 | 66195 | 37000 | -29195 | -10722 | -16% |
| Gisenyi | Kayove | 5133 | 85711 | 60754 | -24957 | -16824 | -20% |
| Gisenyi | Diverses | 8 | | | 0 | 8 | |
| Gitarama | Nyakabanda | 4013 | 50004 | 48604 | -1400 | 2613 | 5% |
| Gitarama | Taba | 4226 | 58942 | 56000 | -2942 | 1284 | 2% |
| Gitarama | Bulinga | 1573 | 39370 | 38623 | -747 | 826 | 2% |
| Gitarama | Musambira | 2311 | 49530 | 48168 | -1362 | 949 | 2% |
| Gitarama | Rutobwe | 1606 | 38394 | 36856 | -1538 | 68 | 0% |
| Gitarama | Nyamabuye | 2609 | 79329 | 75705 | -3624 | 1015 | -1% |
| Gitarama | Nyabikenke | 5208 | 55675 | 46253 | -9422 | -4214 | -8% |
| Gitarama | Mugina | 3835 | 44615 | 36024 | -8591 | -4756 | -11% |
| Gitarama | Kigoma | 1243 | 66516 | 57517 | -8999 | -7756 | -12% |
| Gitarama | Mukingi | 809 | 41389 | 35731 | -5658 | -4849 | -12% |
| Gitarama | Mushubati | 1030 | 69535 | 59993 | -9542 | -8512 | -12% |
| Gitarama | Tambwe | 1324 | 51193 | 42811 | -8382 | 7058 | -14% |
| Gitarama | Murama | 1765 | 44239 | 36000 | -8239 | 6474 | -15% |
| Gitarama | Masango | 1354 | 54448 | 44500 | -9948 | -8594 | -16% |
| Gitarama | Runda | 4847 | 45384 | 30000 | -15384 | -10537 | -23% |
| Gitarama | Ntongwe | 4741 | 79209 | 54835 | -24374 | 19633 | 25% |
| Gitarama | Diverses | 2366 | | | 0 | 2366 | |
| Gitarama | Kayanzi | 759 | 42582 | 34613 | -7969 | 7210 | |
| Kibungo | Rukara | 40041 | 59922 | 28882 | -31040 | 9001 | 15% |
| Kibungo | Rukira | 44865 | 62039 | 23992 | -38047 | 6816 | 11% |
| Kibungo | Kabarondo | 27053 | 46802 | 24136 | -22666 | 4387 | 9% |
| Kibungo | Rusumo | 110904 | 131637 | 31455 | -100182 | 10722 | 8% |
| Kibungo | Kigarama | 46551 | 72358 | 31455 | -40903 | 5648 | 8% |
| Kibungo | Kayanza | 33623 | 49806 | 19876 | -29930 | 3698 | 7% |
| Kibungo | Birenga | 50891 | 78236 | 30028 | -48208 | 1683 | 2% |
| Kibungo | Sake | 16629 | 62529 | 38046 | -24483 | 1854 | 3% |
| Kibungo | Rutonde | 9060 | 40197 | 24502 | -15695 | 8635 | 21% |
| Kibungo | Mugesera | 9209 | 53313 | 33319 | -19994 | 10735 | 20% |
| Kibungo | Muhazi | 4739 | 48580 | 32570 | -16010 | 11271 | 23% |
| Kibungo | Diverses | 231 | | | | 231 | |

| Prefecture | Commune | Expected | Pre-war Pop | Current Pop | Difference | Pop press | Percentage |
|--------------|------------|----------|-------------|-------------|------------|-----------|------------|
| Kibuye | Gishyita | 10341 | 46628 | | | #VALUE! | #VALUE! |
| Kibuye | Rutsiro | 2667 | 61430 | 58737 | -2693 | -26 | 0% |
| Kibuye | Mabanza | 7475 | 68671 | 58483 | -10188 | -2713 | -4% |
| Kibuye | Gisovu | 4090 | 42598 | 33466 | -9132 | -5042 | -12% |
| Kibuye | Bwakira | 1859 | 57953 | 48938 | -9015 | -7156 | -12% |
| Kibuye | Kivumu | 1715 | 59907 | 46547 | -13360 | -11645 | -19% |
| Kibuye | Rwamatamu | 8724 | 58969 | 35000 | -23969 | -15245 | -26% |
| Kibuye | Mwendo | 1350 | 47215 | 31180 | -16035 | -14685 | -31% |
| kibuye | Gitesi | 8439 | 66378 | 37000 | -29378 | -20939 | -32% |
| Kibuye | Diverses | 14 | | | 0 | 14 | |
| Kigali Rur | Rushashi | 7921 | 41380 | 37859 | -3521 | 4400 | 11% |
| Kigali Rur | Tare | 10797 | 41808 | 35206 | -6602 | 4195 | 10% |
| Kigali Rur | Ngenda | 20651 | 123570 | 103799 | -19771 | 880 | 1% |
| Kigali Rur | Musasa | 4485 | 35911 | 29398 | -6513 | -2028 | -6% |
| Kigali Rur | Mbogo | 8105 | 34683 | 21780 | -12903 | -4798 | -14% |
| Kigali Rur | Mugambazi | 10009 | 50843 | 33015 | -17828 | 7819 | -15% |
| Kigali Rur | Kanombe | 7238 | 57890 | 39051 | -18839 | 11601 | -20% |
| Kigali Rur | Gashora | 11418 | 81321 | 52168 | -29153 | 17735 | -22% |
| Kigali Rur | Bicumbi | 11093 | 106541 | 70959 | -35582 | 24489 | -23% |
| Kigali Rur | Kanzeze | 14554 | 106914 | 67365 | -39549 | -24995 | -23% |
| Kigali Rur | Rutongo | 17242 | 59056 | 27232 | -31824 | -14582 | -25% |
| Kigali Rur | Shyorongi | 12059 | 48573 | 24489 | -24084 | -12025 | -25% |
| Kigali Rur | Butamwa | 13762 | 36657 | 12500 | -24157 | 10395 | -28% |
| Kigali Rur | Gikomero | 3276 | 57610 | 37509 | -20101 | 16325 | 29% |
| Kigali Rur | Rubungo | 8050 | 49208 | 25583 | -23625 | -15575 | -32% |
| Kigali Rur | Gikoro | 2683 | 56529 | 32000 | -24529 | 21846 | -39% |
| Kigali Rur | Diverses | 197 | | | 0 | 197 | |
| Kigali Ville | Kacyiru | 8406 | 61627 | 68567 | 6940 | 15346 | 25% |
| Kigali Ville | Nyarugenge | 14724 | 128079 | 118850 | -9229 | 5495 | 4% |
| Kigali Ville | Kicukiro | 7613 | 62138 | | #VALUE! | #VALUE! | #VALUE! |
| Kigali Ville | Diverses | 23 | | | 0 | 23 | |
| Ruhengeri | Butaro | 19639 | 56029 | 58900 | 1971 | 21610 | 39% |
| Ruhengeri | Nyamutera | 7321 | 34403 | 40000 | 5597 | 12918 | 38% |
| Ruhengeri | Nkumba | 7752 | 54557 | 65000 | 10443 | 18195 | 33% |
| Ruhengeri | Nkuli | 21393 | 52018 | 45000 | -7018 | 14375 | 28% |
| Ruhengeri | Mukingo | 15444 | 47464 | 42000 | -5464 | 9980 | 21% |
| Ruhengeri | Nyakinama | 7760 | 40584 | 41222 | 638 | 8398 | 21% |
| Ruhengeri | Gatonde | 6826 | 41564 | 43200 | 1636 | 8462 | 20% |
| Ruhengeri | Kinigi | 17800 | 59674 | 52000 | -7674 | 10126 | 17% |
| Ruhengeri | Kidaho | 2525 | 40794 | 45000 | 4206 | 6731 | 16% |
| Ruhengeri | Cyabingo | 7332 | 53779 | 53390 | -389 | 6943 | 13% |
| Ruhengeri | Ruhondo | 6024 | 43406 | 42000 | -1406 | 4618 | 11% |
| Ruhengeri | Cyeru | 11518 | 82242 | 79000 | -3242 | 8306 | 10% |
| Ruhengeri | Nyamugali | 8804 | 51741 | 48121 | -3620 | 5184 | 10% |
| Ruhengeri | Kigombe | 10168 | 57277 | 52500 | -4777 | 5341 | 9% |

| Prefecture | Commune | Expected | Pre-war Pop | Current Pop | Difference | Pop press | Percentage |
|------------|-----------|----------|-------------|-------------|------------|-----------|------------|
| Ruhengeri | Ndusu | 7508 | 47635 | 44000 | 3635 | 2873 | 8% |
| Ruhengeri | Nyarutovu | 8146 | 67392 | 66012 | 1380 | 768 | 1% |
| Ruhengeri | Diverses | 1470 | | | | 1470 | |

77 20,000
507 10,000

Population Trends of Prefectures

10/6/95

| Prefecture | POP 91 | POP BEF | POP 1294 | POP 0395 | POP 0695 | % Agricultural Pop | Animal/Man Ratio | % Killed |
|------------|---------|---------|----------|----------|----------|--------------------|-------------------|------------------|
| BUTARE | 765000 | 830000 | 326000 | 345000 | 480000 | 0.683333333333333 | 0.1375 | 0.18072289156627 |
| BYUMBA | 780000 | 845000 | 605000 | 710000 | 720000 | 0.9375 | 0.1875 | 0.05917159763314 |
| CYANGUGU | 515000 | 560000 | 385000 | 374000 | 425000 | 0.835294117647059 | 0.167058823529412 | 0.13392857142857 |
| GIKONGORO | 465000 | 505000 | 677000 | 558000 | 410000 | 0.621951219512195 | 0.124390243902439 | 0.1980198019802 |
| GISENYI | 730000 | 790000 | 425000 | 433000 | 465000 | 0.905376344086022 | 0.180645161290323 | 0.03164556962025 |
| GITARAMA | 850000 | 925000 | 793000 | 812000 | 840000 | 0.917857142857143 | 0.183333333333333 | 0.05405405405405 |
| KIBUNGO | 650000 | 700000 | 261000 | 368000 | 420000 | 0.833333333333333 | 0.166666666666667 | 0.14285714285714 |
| KIBUYE | 475000 | 515000 | 325000 | 328000 | 365000 | 0.854794520547945 | 0.16986301369863 | 0.19417475728155 |
| KIGALI | 1150000 | 1250000 | 993000 | 1015000 | 1100000 | 0.738181818181818 | 0.147272727272727 | 0.1 |
| RUHENGERI | 770000 | 830000 | 645000 | 659000 | 675000 | 0.927407407407408 | 0.185185185185185 | 0.03012048192771 |

WFP population estimator

1. PREFECTURE DE BUTARE

| Population réfugiée | | | | | | | | | | | | | | | Population rapatriée | | | | | | | | | | | | | | |
|---------------------|---------|----------|---------|---------|---------|---------|-------|----------|---------|-------|--------|--------|-------|--------|----------------------|---------|-------|----------|-------|-------|--------|--|--|--|--|--|--|--|--|
| | | | | Totale | | BURUNDI | | TANZANIE | | | ZAIRE | | | Totale | | BURUNDI | | TANZANIE | | | ZAIRE | | | | | | | | |
| Communes | Pop. 91 | Estim 94 | Mi-1995 | | | | | Ngara | Karagwe | Goma | Uvira | Bukavu | | | | | Ngara | Karagwe | Goma | Uvira | Bukavu | | | | | | | | |
| Gishamvu | 37 676 | 40 770 | 21 877 | 5 994 | 5 198 | | | | | 385 | 359 | 52 | 782 | 730 | | | | | | | 52 | | | | | | | | |
| Huye | 26 776 | 28 975 | 20 260 | 1 075 | 156 | | | | | 356 | 394 | 169 | 84 | | | | | | | | 84 | | | | | | | | |
| Kibayi | 44 956 | 48 648 | 6 380 | 35 690 | 35 186 | | | | | 448 | 56 | | 1 322 | 1 321 | | | | | | | 1 | | | | | | | | |
| Kigembe | 48 966 | 52 987 | 15 308 | 29 209 | 28 350 | | | | | 425 | 434 | | 4 444 | 4 395 | | | | | 2 | | 47 | | | | | | | | |
| Maraba | 39 689 | 42 948 | | 938 | 87 | | | | | 420 | 431 | | 178 | | | | | | 1 | | 177 | | | | | | | | |
| Mbazi | 27 482 | 29 739 | 25 240 | 1 099 | 143 | | | | | 674 | 282 | | 68 | | | | | | | | 68 | | | | | | | | |
| Muganza | 36 276 | 39 255 | 12 049 | 16 072 | 15 744 | | | | | 279 | 49 | | 824 | 824 | | | | | | | | | | | | | | | |
| Mugusa | 38 171 | 41 306 | 35 603 | 2 549 | 1 842 | | | | | 398 | 309 | | 279 | 139 | | | | | | | 140 | | | | | | | | |
| Muyaga | 35 077 | 37 957 | 20 081 | 11 450 | 10 985 | | | | | 375 | 90 | | 748 | 726 | | | | | | | 22 | | | | | | | | |
| Muyira | 42 974 | 46 503 | 26 102 | 7 066 | 5 544 | | | | | 503 | 699 | 320 | 437 | 287 | | | | | | | 150 | | | | | | | | |
| Ndora | 29 588 | 32 018 | 20 003 | 4 370 | 3 711 | | | | | 615 | 44 | | 139 | 119 | | | | | | | 20 | | | | | | | | |
| Ngoma | 31 590 | 34 184 | 39 723 | 4 471 | 2 939 | | | | | 598 | 591 | 343 | 401 | 247 | | | | | 1 | | 153 | | | | | | | | |
| Ntyazo | 55 079 | 59 602 | 38 203 | 7 328 | 6 125 | | | | | 331 | 872 | | 227 | 98 | | | | | | | 129 | | | | | | | | |
| Nyabisindu | 36 612 | 39 619 | 24 050 | 1 324 | 36 | | | 1 | | 669 | 618 | | 198 | | | | | | 8 | | 190 | | | | | | | | |
| Nyakizu | 50 241 | 54 367 | 39 450 | 3 410 | 1 588 | | | | | 482 | 1 340 | | 520 | 261 | | | | | 2 | | 257 | | | | | | | | |
| Nyaruhengeri | 34 | 36 792 | 10 308 | 18 697 | 17 386 | | | | | 562 | 93 | 656 | 1 142 | 1 132 | | | | | 2 | | 8 | | | | | | | | |
| Ruhashya | 29 050 | 31 436 | 26 132 | 822 | 37 | | | | | 447 | 338 | | 136 | | | | | | 2 | | 134 | | | | | | | | |
| Runyinya | 43 779 | 47 374 | 23 271 | 1 810 | 744 | | | | | 532 | 534 | | 174 | | | | | | 1 | | 173 | | | | | | | | |
| Rusatira | 34 094 | 36 854 | 27 | 1 320 | 80 | | | | | 429 | 750 | 61 | 119 | 3 | | | | | | | 116 | | | | | | | | |
| Shyanda | 40 647 | 43 985 | 9 042 | 21 465 | 648 | | | | | 740 | 239 | | 103 | 4 | | | | | 4 | | 95 | | | | | | | | |
| Diverses Com. | | | | 19 838 | -76 | 19 868 | | | | | 46 | | 87 | 76 | | | | | | | 11 | | | | | | | | |
| TOTAL | 728 757 | 825 359 | 413 109 | 195 997 | 136 453 | 19 868 | 1 | 9 668 | 8 568 | 1 601 | 12 412 | 10 362 | | | | | | | 23 | | 2 027 | | | | | | | | |
| | | | | | 69,62% | 10,14% | 0,00% | 4,93% | 4,37% | 0,82% | | | | 83,48% | | | | | 0,19% | | 16,33% | | | | | | | | |

2. PREFECTURE DE BYUMBA

| Communes | Pop. 91 | Estim 94 | Mi-1995 | Population réfugiée | | | | | | Population rapatriée | | | | | | | |
|---------------|---------|----------|---------|---------------------|---------|----------|---------|---------|--------|----------------------|----------|-------|-------|--------|--------|---------|--------|
| | | | | Totale | BURUNDI | TANZANIE | | ZAIRE | Totale | BURUNDI | TANZANIE | | ZAIRE | | | | |
| | | | | | | Ngara | Karagwe | | | | Goma | Uvira | | Bukavu | Ngara | Karagwe | Goma |
| Buyoga | 47 483 | 51 382 | 33 829 | 12 860 | 4 | | 13 | 12 805 | 38 | | 41 | | | | 38 | | 3 |
| Bwisige | 31 483 | 34 068 | 31 643 | 1 551 | 14 | 382 | | 1 133 | 22 | | 8 | | | | 4 | | 4 |
| Cyumba | 39 365 | 42 598 | 36 184 | 16 061 | 3 | | 2 | 16 028 | 28 | | 21 | | | | 3 | | 18 |
| Cyungo | 46 226 | 50 022 | 48 | 9 255 | | | | 9 242 | 13 | | 10 | | | | 10 | | |
| Giti | 45 271 | 48 989 | 45 | 1 359 | 14 | | 297 | 1 042 | 6 | | 3 | | | | | | 3 |
| Gituza | 46 385 | 50 194 | 47 700 | 10 411 | 4 | 5 731 | 3 764 | 896 | 16 | | 8 | | | | 3 | | 5 |
| Kibali | 55 518 | 60 077 | 12 414 | 6 444 | 2 | | 4 | 6 414 | 24 | | 31 | | | | 20 | | 11 |
| Kinyami | 41 487 | 44 894 | | 3 649 | 2 | | 8 | 3 606 | 33 | | 15 | | | | 11 | | 4 |
| Kivuye | 33 942 | 36 729 | 22 500 | 29 870 | 5 | 889 | | 28 944 | 32 | | 7 | | | | 6 | | 1 |
| Kiyombe | 36 175 | 39 146 | 37 469 | 14 195 | 5 | 10 120 | 312 | 3 741 | 17 | | 39 | | | | 2 | | 37 |
| Muhura | 46 956 | 50 812 | 46 095 | 4 675 | 63 | 1 815 | 2 211 | 574 | 12 | | 4 | | | | | | 4 |
| Mukarange | 37 204 | 40 259 | 40 247 | 5 521 | 4 | 458 | | 5 044 | 15 | | 13 | | | | 1 | | 12 |
| Murambi | 85 807 | 92 853 | 76 | 46 283 | 11 | 25 448 | 19 952 | 840 | 32 | | 17 | | | | 5 | | 12 |
| Muvumba | 59 175 | 64 034 | 60 | 36 622 | 1 | 31 173 | 3 148 | 2 251 | 49 | | 17 | | | | | | 17 |
| Ngarama | 58 032 | 62 797 | | 18 128 | | 5 257 | 11 639 | 1 204 | 28 | | 29 | | | | 12 | | 17 |
| Rutare | 40 047 | 43 336 | | 4 501 | 136 | | 2 845 | 1 514 | 6 | | 12 | | | | 1 | | 11 |
| Tumba | 31 647 | 34 246 | 25 | 13 179 | | | | 13 104 | 75 | | 37 | | | | 33 | | 4 |
| Diverses Com. | | | | | -7 | | | | 7 | | 8 | 7 | | | 1 | | |
| TOTAL | 782 203 | 846 436 | 308 335 | 234 564 | 261 | 81 273 | 44 195 | 108 382 | 453 | | 320 | 7 | | | 50 | | 163 |
| | | | | | 0,11% | 34,65% | 18,84% | 46,21% | 0,19% | | | 2,19% | | | 46,88% | | 50,94% |

3. PREFECTURE DE CYANGUGU

| Communes | Pop. 91 | Estim 94 | Mi-1995 | Population réfugiée | | | | | | Population rapatriée | | | | | | | |
|---------------|---------|----------|---------|---------------------|---------|----------|---------|-------|--------|----------------------|---------|----------|-------|---------|-------|-------|--------|
| | | | | Totale | BURUNDI | TANZANIE | | ZAIRE | | Totale | BURUNDI | TANZANIE | | ZAIRE | | | |
| | | | | | | Ngara | Karagwe | Goma | Uvira | | | Bukavu | Ngara | Karagwe | Goma | Uvira | Bukavu |
| Bugarama | 52 326 | 56 623 | 40 000 | 10 027 | | | | 196 | 9 831 | | 58 | | | | | | 58 |
| Cymbogo | 40 666 | 44 005 | 23 467 | 13 545 | | | | 453 | 431 | 12 661 | 109 | | | | 1 | | 108 |
| Gafunzo | 47 192 | 51 067 | 43 327 | 7 305 | -1 | | | 342 | 240 | 6 724 | 61 | 1 | | | | | 60 |
| Gatare | 53 874 | 58 298 | 51 772 | 3 645 | | | | 510 | 283 | 2 852 | 58 | | | | 2 | | 56 |
| Gishoma | 40 112 | 43 406 | 40 229 | 5 861 | 8 | | | 197 | 2 995 | 2 661 | 59 | | | | | | 59 |
| Gisuma | 47 214 | 51 091 | 43 502 | 4 291 | | | | 404 | 616 | 3 271 | 282 | | | | | | 282 |
| Kagano | 43 793 | 47 389 | 37 000 | 3 665 | | | | 296 | 150 | 3 219 | 176 | | | | | | 176 |
| Kamembe | 46 033 | 49 813 | 30 000 | 6 687 | 1 | | | 628 | 386 | 5 672 | 496 | | | | | | 496 |
| Karengera | 59 352 | 64 226 | 50 000 | 1 059 | | | | 346 | 651 | 62 | 20 | | | | | | 20 |
| Kirambo | 46 049 | 49 830 | 42 917 | 1 072 | | | | 349 | 128 | 595 | 55 | | | | | | 55 |
| Nyakabuye | 37 668 | 40 761 | 36 759 | 1 767 | | | | 296 | 993 | 478 | 29 | | | | | | 29 |
| Diverses Com. | | | | 38 | -66 | | | | 104 | | 66 | 66 | | | | | |
| TOTAL | 514 279 | 556 509 | 438 973 | 58 962 | -58 | | | 4 017 | 16 808 | 38 195 | 1 469 | 67 | | | 3 | | 1 399 |
| | | | | | -0,10% | | | 6,81% | 28,51% | 64,78% | | 4,56% | | | 0,20% | | 95,23% |

4. PREFECTURE DE GIKONGORO

| Communes | Pop. 91 | Estim 94 | Mi-1995 | Population réfugiée | | | | | | Population rapatriée | | | | | |
|---------------|---------|----------|---------|---------------------|---------|----------|---------|--------|--------|----------------------|---------|----------|---------|-------|--------|
| | | | | Totale | BURUNDI | TANZANIE | | | ZAIRE | Totale | BURUNDI | TANZANIE | | | ZAIRE |
| | | | | | | Ngara | Karagwe | Goma | | | | Ngara | Karagwe | Goma | |
| Karama | 30 631 | 33 146 | 18 000 | 5 896 | 14 | | | 619 | 1 592 | 3 671 | | | | 2 | 688 |
| Karambo | 25 094 | 27 155 | 20 212 | 767 | | | | 252 | 509 | | | | | | 43 |
| Kinyamakara | 32 457 | 35 122 | 23 338 | 4 112 | 24 | | | 476 | 858 | 2 154 | | | | | 466 |
| Kivu | 36 584 | 39 588 | 33 252 | 767 | 6 | | | 467 | 294 | | | | | | 26 |
| Mubunga | 32 985 | 35 694 | 17 295 | 1 301 | 27 | | | 510 | 741 | 23 | | | | | 130 |
| Mugasompo | 50 194 | 54 316 | 50 000 | 935 | 1 | | | 371 | 563 | | | | | | 164 |
| Muko | 46 671 | 50 504 | 40 355 | 911 | | | | 382 | 529 | | | | | | 83 |
| Musange | 31 538 | 34 128 | 25 153 | 1 099 | 7 | | | 550 | 542 | | | | | | 33 |
| Musebeya | 36 839 | 39 864 | 38 005 | 952 | 4 | | | 561 | 387 | | | | | | 11 |
| Nshili | 45 452 | 49 184 | 44 337 | 1 463 | 8 | | | 676 | 644 | 135 | | | | | 45 |
| Nyamagabe | 37 533 | 40 615 | | 3 747 | 2 | | | 411 | 1 030 | 2 304 | | | | | 505 |
| Rukondo | 32 118 | 34 755 | | 3 947 | 7 | | | 737 | 929 | 2 274 | | | | | 431 |
| Rwamiko | 28 480 | 30 819 | 18 520 | 793 | 8 | | | 396 | 389 | | | | | | 175 |
| Diverses Com. | | | | 68 | 26 | | | | 94 | | | | | | 9 |
| TOTAL | 466 576 | 504 890 | 328 467 | 26 758 | 82 | | 6 | 6 408 | 9 101 | 11 161 | 2 907 | 96 | | 2 | 2 809 |
| | | | | | 0,31% | | 0,02% | 23,95% | 34,01% | 41,71% | | 3,30% | | 0,07% | 96,63% |

5. PREFECTURE DE GISENYI

| Communes | Pop. 91 | Estim 94 | Mi-1995 | Population réfugiée | | | | | | Population rapatriée | | | | | |
|---------------|---------|----------|---------|---------------------|---------|----------|---------|---------|-------|----------------------|---------|----------|---------|--------|-------|
| | | | | Totale | BURUNDI | TANZANIE | | | ZAIRE | Totale | BURUNDI | TANZANIE | | | ZAIRE |
| | | | | | | Ngara | Karagwe | Goma | | | | Ngara | Karagwe | Goma | |
| Gaseke | 53 865 | 58 288 | 51 000 | 12 122 | 30 | | | 12 092 | | 411 | | | | | 411 |
| Giciye | 61 172 | 66 195 | 37 000 | 18 473 | 38 | | | 18 422 | 13 | 528 | 1 | | | | 527 |
| Kanama | 70 051 | 75 803 | 65 828 | 8 817 | 2 | | | 8 791 | 24 | 188 | | | | | 188 |
| Karogo | 53 473 | 57 864 | 48 139 | 20 279 | 17 | | | 20 243 | 19 | 303 | | | | | 303 |
| Kayove | 79 207 | 85 711 | 60 754 | 8 133 | | | | 2 556 | 31 | 24 | | | | | 24 |
| Kibilira | 54 870 | 59 376 | 45 350 | 7 904 | 7 | | | 7 848 | 49 | 251 | | | | | 251 |
| Mutura | 71 217 | 77 065 | | 28 953 | | | | 28 941 | 12 | 28 | | | | | 28 |
| Nyamyumba | 58 038 | 62 804 | 54 245 | 11 282 | | | | 10 939 | 39 | 721 | | | | | 721 |
| Ramba | 51 534 | 55 766 | 44 000 | 6 718 | 4 | | | 6 185 | 22 | 150 | | | | | 150 |
| Rubavu | 61 194 | 66 219 | | 15 274 | 6 | | | 15 236 | 32 | 954 | | | | | 954 |
| Rwerere | 51 036 | 55 227 | 50 000 | 15 774 | 3 | | | 15 767 | 4 | 25 | | | | | 25 |
| Satinsyi | 69 033 | 74 702 | | 17 162 | 22 | | | 16 893 | 17 | 695 | | | | | 695 |
| Diverses Com. | | | | 8 | | | | | 8 | | | | | | |
| TOTAL | 734 690 | 795 020 | 456 316 | 170 899 | 129 | | | 163 913 | 270 | 6 587 | 4 278 | 1 | | 4 277 | |
| | | | | | 0,08% | | | 95,91% | 0,16% | 3,85% | | 0,02% | | 99,98% | |

4. PREFECTURE DE GIKONGORO

| Population réfugiée | | | | | | | | | | Population rapatriée | | | | | | | |
|---------------------|---------|----------|---------|--------|---------|----------|---------|--------|--------|----------------------|---------|----------|-------|---------|------|-------|--------|
| | | | | Totale | BURUNDI | TANZANIE | | ZAIRE | | Totale | BURUNDI | TANZANIE | | ZAIRE | | | |
| Communes | Pop. 91 | Estim 94 | Mi-1995 | | | Ngara | Karagwe | Goma | Uvira | Bukavu | | | Ngara | Karagwe | Goma | Uvira | Bukavu |
| Karama | 30 631 | 33 146 | 18 000 | 5 896 | 14 | | | 619 | 1 592 | 3 671 | 693 | 3 | | | 2 | | 688 |
| Karambo | 25 094 | 27 155 | 20 212 | 767 | | | | 252 | 509 | | 43 | | | | | | 43 |
| Kinyamakara | 32 457 | 35 122 | 23 338 | 4 112 | 24 | | | 476 | 858 | 2 154 | 466 | | | | | | 466 |
| Kivu | 36 584 | 30 588 | 33 252 | 767 | 6 | | | 467 | 294 | | 37 | 11 | | | | | 26 |
| Mubunga | 32 985 | 35 694 | 17 295 | 1 301 | 27 | | | 510 | 741 | 23 | 130 | | | | | | 130 |
| Mugasombwa | 50 194 | 54 316 | 50 000 | 935 | 1 | | | 371 | 563 | | 164 | | | | | | 164 |
| Muko | 46 671 | 50 504 | 40 355 | 911 | | | | 382 | 529 | | 86 | 3 | | | | | 83 |
| Musange | 31 538 | 34 128 | 25 153 | 1 099 | 7 | | | 550 | 542 | | 33 | | | | | | 33 |
| Musebeya | 36 839 | 39 864 | 38 005 | 952 | 4 | | | 561 | 387 | | 11 | | | | | | 11 |
| Nshili | 45 452 | 49 184 | 44 337 | 1 463 | 8 | | | 676 | 644 | 135 | 75 | 30 | | | | | 45 |
| Nyamagabe | 37 533 | 40 615 | | 3 747 | 2 | | | 411 | 1 030 | 2 304 | 527 | 22 | | | | | 505 |
| Rukondo | 32 118 | 34 755 | | 3 947 | 7 | | | 737 | 929 | 2 274 | 431 | | | | | | 431 |
| Rwamiko | 28 480 | 30 819 | 18 520 | 793 | 8 | | | 396 | 389 | | 176 | 1 | | | | | 175 |
| Diverses Com. | | | | 68 | 26 | | | | 94 | | 35 | 26 | | | | | 9 |
| TOTAL | 466 576 | 504 890 | 328 467 | 26 758 | 82 | | 6 | 6 408 | 9 101 | 11 161 | 2 907 | 96 | | 2 | | | 2 809 |
| | | | | | 0,31% | | 0,02% | 23,95% | 34,01% | 41,71% | | 3,30% | | 0,07% | | | 96,63% |

5. PREFECTURE DE GISENYI

| Population réfugiée | | | | | | Population rapatriée | | | | | | | | | | | |
|---------------------|---------|----------|---------|---------|---------|----------------------|---------|---------|-------|--------|---------|----------|-------|---------|------|--------|--------|
| | | | | Totale | BURUNDI | TANZANIE | | ZAIRE | | Totale | BURUNDI | TANZANIE | | ZAIRE | | | |
| Communes | Pop. 91 | Estim 94 | Mi-1995 | | | Ngara | Karagwe | Goma | Uvira | Bukavu | | | Ngara | Karagwe | Goma | Uvira | Bukavu |
| Gaseke | 53 865 | 58 288 | 51 000 | 12 122 | 30 | | | 12 092 | | | 411 | | | | | | 411 |
| Giciye | 61 172 | 66 195 | 37 000 | 18 473 | 38 | | | 18 422 | 13 | | 528 | 1 | | | | | 527 |
| Kanama | 70 051 | 75 803 | 65 828 | 8 817 | 2 | | | 8 791 | 24 | | 188 | | | | | | 188 |
| Karogo | 53 473 | 57 864 | 48 139 | 20 279 | 17 | | | 20 243 | 19 | | 303 | | | | | | 303 |
| Kayove | 79 207 | 85 711 | 60 754 | 8 133 | | | | 2 556 | 31 | 5 546 | 24 | | | | | | 24 |
| Kibilira | 54 870 | 59 376 | 45 350 | 7 904 | 7 | | | 7 848 | 49 | | 251 | | | | | | 251 |
| Mutura | 71 217 | 77 065 | | 28 953 | | | | 28 941 | 12 | | 28 | | | | | | 28 |
| Nyamuyumba | 58 038 | 62 804 | 54 245 | 11 282 | | | | 10 939 | 39 | 304 | 721 | | | | | | 721 |
| Ramba | 51 534 | 55 766 | 44 000 | 6 718 | 4 | | | 6 185 | 22 | 507 | 150 | | | | | | 150 |
| Rubavu | 61 194 | 66 219 | | 15 274 | 6 | | | 15 236 | 32 | | 954 | | | | | | 954 |
| Rwerere | 51 036 | 55 227 | 50 000 | 15 774 | 3 | | | 15 767 | 4 | | 25 | | | | | | 25 |
| Satinsyi | 69 033 | 74 702 | | 17 162 | 22 | | | 16 893 | 17 | 230 | 695 | | | | | | 695 |
| Diverses Com. | | | | 8 | | | | | 8 | | | | | | | | |
| TOTAL | 734 690 | 795 020 | 456 316 | 170 899 | 129 | | | 163 913 | 270 | 6 587 | 4 278 | 1 | | | | 4 277 | |
| | | | | | 0,08% | | | 95,91% | 0,16% | 3,85% | | 0,02% | | | | 99,98% | |

6. PREFECTURE DE GITARAMA

| Communes | Pop. 91 | Estim 94 | Mi-1995 | Population réfugiée | | | | | | Population rapatriée | | | | | | |
|--------------|---------|----------|---------|---------------------|---------|----------|---------|--------|--------|----------------------|---------|----------|-------|---------|--------|-------|
| | | | | Totale | BURUNDI | TANZANIE | | ZAIRE | | Totale | BURUNDI | TANZANIE | | ZAIRE | | |
| | | | | | | Ngara | Karagwe | Goma | Uvira | | | Bukavu | Ngara | Karagwe | Goma | Uvira |
| Bulinga | 36 382 | 39 370 | 38 623 | 1 573 | 7 | | | 1 242 | 324 | | | | | | | |
| Kayanzi | 39 351 | 42 582 | 34 613 | 759 | 16 | | | 715 | 28 | 3 | | | | | 3 | |
| Kigoma | 61 468 | 66 516 | 57 517 | 1 243 | 10 | | | 717 | 516 | 8 | 3 | | | | 5 | |
| Masango | 50 316 | 54 448 | 44 500 | 1 354 | 8 | | | 826 | 520 | 1 | | | | | 1 | |
| Mugina | 41 229 | 44 615 | 36 024 | 3 835 | 26 | | | 3 666 | 143 | | | | | | | |
| Mukingi | 38 248 | 41 389 | 35 731 | 809 | 3 | | | 623 | 183 | 2 | | | | | 2 | |
| Murama | 40 882 | 44 239 | 36 000 | 1 765 | 8 | | | 558 | 1 030 | 2 | | | | | 2 | |
| Musambira | 45 771 | 49 530 | 48 168 | 2 311 | 13 | | | 2 251 | 47 | 40 | | | | | 40 | |
| Mushubati | 64 258 | 69 535 | 59 993 | 1 030 | 3 | | | 891 | 136 | 12 | | | | | 12 | |
| Ntongwe | 73 198 | 79 209 | 54 835 | 4 741 | 1 864 | | | 1 262 | 1 230 | 19 | 19 | | | | | |
| Nyabikenke | 51 450 | 55 675 | 46 253 | 5 208 | 5 | | | 5 175 | 28 | 52 | | | | | 52 | |
| Nyakabanda | 46 209 | 50 004 | 48 604 | 4 013 | 15 | | | 3 559 | 12 | 46 | | | | | 46 | |
| Nyamabuye | 79 329 | 62 804 | 75 705 | 2 609 | 8 | | | 2 335 | 266 | 6 | | | | | 6 | |
| Runda | 41 940 | 45 384 | 30 000 | 4 847 | | | | 4 780 | 67 | 53 | | | | | 53 | |
| Rutobwe | 35 480 | 38 394 | 36 856 | 1 606 | 7 | | | 1 576 | 23 | 31 | | | | | 31 | |
| Taba | 54 469 | 58 942 | 56 000 | 4 226 | 5 | | | 4 000 | 18 | 40 | | | | | 40 | |
| Tambwe | 47 308 | 51 193 | 42 811 | 1 324 | 13 | | | 937 | 322 | | | | | | | |
| Diverses Com | | | | 2 366 | -50 | 2 382 | | | 34 | 50 | 50 | | | | | |
| TOTAL | 847 288 | 893 829 | 782 233 | 45 619 | 1 961 | 2 382 | | 35 113 | 4 927 | 365 | 72 | | | | 293 | |
| | | | | | 4,30% | 5,22% | | 76,97% | 10,80% | | 19,73% | | | | 80,27% | |

7. PREFECTURE DE KIBUNGO

| Communes | Pop. 91 | Estim 94 | Mi-1995 | Population réfugiée | | | | | | | Population rapatriée | | | | | | |
|---------------|---------|----------|---------|---------------------|---------|----------|---------|--------|-------|--------|----------------------|---------|----------|---------|-------|-------|--------|
| | | | | Totale | BURUNDI | TANZANIE | | ZAIRE | | | Totale | BURUNDI | TANZANIE | | ZAIRE | | |
| | | | | | | Ngara | Karagwe | Goma | Uvira | Bukavu | | | Ngara | Karagwe | Goma | Uvira | Bukavu |
| Birenga | 72 299 | 78 236 | 30 028 | 50 891 | 17 893 | 31 495 | 550 | 924 | 29 | | 4 806 | 4 801 | | | | 5 | |
| Kabarondo | 43 250 | 46 802 | 24 136 | 27 053 | 526 | 10 847 | 15 175 | 485 | 20 | | 1 | | | | | 1 | |
| Kayanza | 46 026 | 49 806 | 19 876 | 33 623 | 185 | 6 326 | 26 422 | 633 | 57 | | 2 | | | | | 2 | |
| Kigarama | 66 867 | 72 358 | 31 455 | 46 551 | 6 888 | 19 036 | 19 167 | 1 214 | 77 | 169 | 784 | 779 | | | | 5 | |
| Mugesera | 49 267 | 53 313 | 33 319 | 9 209 | 1 604 | 5 649 | | 1 908 | 48 | | 494 | 491 | | | | 3 | |
| Muhazi | 44 893 | 48 580 | 32 570 | 4 739 | 83 | 1 962 | 1 564 | 1 083 | 47 | | 2 | | | | | 2 | |
| Rukara | 55 375 | 59 922 | 28 882 | 40 041 | 72 | 8 443 | 30 717 | 797 | 12 | | 12 | | | | | 12 | |
| Rukira | 57 331 | 62 039 | 23 992 | 44 865 | 376 | 28 849 | 14 558 | 1 071 | 11 | | | | | | | | |
| Rusumo | 121 648 | 131 637 | 31 455 | 110 904 | 112 | 106 910 | 3 115 | 700 | 67 | | | | | | | | |
| Rutonde | 37 147 | 40 197 | 24 502 | 9 060 | 1 085 | 5 828 | 1 036 | 1 064 | 47 | | 5 | | | | | 5 | |
| Sake | 57 784 | 62 529 | 38 046 | 16 629 | 8 706 | 5 600 | | 1 888 | 435 | | 1 980 | 1 977 | | | | 3 | |
| Diverses Com. | | | | -231 | -234 | | | | 3 | | 234 | 234 | | | | | |
| TOTAL | 651 887 | 705 419 | 318 261 | 393 334 | 37 296 | 230 945 | 112 304 | 11 767 | 853 | 169 | 8 320 | 8 282 | | | | 38 | |
| | | | | | 9,48% | 58,71% | 28,55% | 2,99% | 0,22% | 0,04% | | 99,54% | | | | 0,46% | |

| | | | | Population réfugiée | | | | | | Population rapatriée | | | | | | | | | |
|---------------|---------|----------|---------|---------------------|-------|---------|--|----------|---------|----------------------|-------|--------|-------|---------|--|----------|---------|-------|--------|
| Communes | Pop. 91 | Estim 94 | Mi-1995 | Totale | | BURUNDI | | TANZANIE | | ZAIRE | | Totale | | BURUNDI | | TANZANIE | | ZAIRE | |
| | | | | | | | | Ngara | Karagwe | Goma | Uvira | Bukavu | | | | Ngara | Karagwe | Goma | Uvira |
| Bwakira | 53 555 | 57 953 | 48 938 | 1 859 | | | | | | 929 | 246 | 684 | 135 | | | | | 3 | 132 |
| Gishyita | 43 090 | 46 628 | | 10 341 | | | | | | 897 | 509 | 8 935 | 186 | | | | | 1 | 185 |
| Gisovu | 39 365 | 42 598 | 33 466 | 4 090 | 2 | | | | | 536 | 547 | 3 005 | 259 | | | | | | 259 |
| Gitesi | 61 341 | 66 378 | 37 000 | 8 439 | 1 | | | | | 1 157 | 749 | 6 532 | 434 | | | | | 7 | 427 |
| Kivumu | 55 361 | 59 907 | 46 547 | 1 715 | | | | | | 795 | 239 | 681 | 100 | | | | | 2 | 98 |
| Mabanza | 63 460 | 68 671 | 58 483 | 7 475 | 1 | | | | | 1 198 | 1 209 | 5 067 | 470 | | | | | 8 | 462 |
| Mwendo | 43 632 | 47 215 | 31 180 | 1 350 | 31 | | | | | 566 | 473 | 280 | 105 | | | | | | 105 |
| Rutsire | 56 768 | 61 430 | 58 737 | 2 667 | 5 | | | | | 1 631 | 42 | 989 | 62 | | | | | 10 | 52 |
| Rwamatamu | 54 494 | 58 969 | 35 000 | 8 724 | 308 | | | | | 1 131 | 433 | 6 852 | 206 | | | | | | 206 |
| Diverses Com. | | | | 14 | -1 | | | | | | 15 | | 7 | 1 | | | | | 6 |
| TOTAL | 471 066 | 509 749 | 349 351 | 46 674 | 347 | | | | | 8 840 | 4 462 | 33 025 | 1 964 | 1 | | | | 31 | 1 932 |
| | | | | | 0,74% | | | | | 18,94% | 9,56% | 70,76% | | 0,05% | | | 1,58% | | 98,37% |

9. PREFECTURE DE KIGALI RURAL

| | | | | Population réfugiée | | | | | | | Population rapatriée | | | | | | | | | | |
|---------------|---------|----------|---------|---------------------|--------|---------|-----|----------|---------|--------|----------------------|--------|--------|--|---------|--------|----------|------|--------|--------|--|
| Communes | Pop. 91 | Estim 94 | Mi-1995 | Totale | | BURUNDI | | TANZANIE | | ZAIRE | | | Totale | | BURUNDI | | TANZANIE | | ZAIRE | | |
| | | | | | | | | Ngara | Karagwe | Goma | Uvira | Bukavu | | | | Ngara | Karagwe | Goma | Uvira | Bukavu | |
| Bicumbi | 98 456 | 106 541 | 70 959 | 11 093 | 225 | | | 5 | | 10 540 | 63 | 260 | 64 | | | | | | 50 | | |
| Butaniwa | 33 875 | 36 657 | 12 500 | 13 762 | 3 | | | | | 13 721 | 38 | | 127 | | | | | | 127 | | |
| Gashora | 75 150 | 81 321 | 52 168 | 11 418 | 2 852 | | | 6 | | 7 238 | 1 001 | 321 | 261 | | | | | | 4 | | |
| Gikomero | 5 238 | 57 610 | 37 509 | 3 276 | 8 | | | 20 | | 3 240 | 8 | | 2 | | | | | | 2 | | |
| Gikoro | 5 739 | 56 529 | 32 000 | 2 683 | 6 | | | 49 | | 2 610 | 18 | | 7 | | | | | | 7 | | |
| Kanombe | 5 497 | 57 890 | 39 051 | 7 238 | 126 | | | | | 7 062 | 50 | | 43 | | | | | | 43 | | |
| Kanzenze | 98 801 | 106 914 | 67 365 | 14 554 | -22 | | | 4 | | 14 316 | 256 | | 118 | | | 22 | | | 96 | | |
| Mbogo | 32 051 | 34 683 | 21 780 | 8 105 | 2 | | | | | 8 098 | 5 | | 19 | | | | | | 19 | | |
| Mugambazi | 46 985 | 50 843 | 33 015 | 10 009 | 8 | | | 5 | | 9 979 | 17 | | 62 | | | | | | 62 | | |
| Musasa | 33 186 | 35 911 | 29 398 | 4 485 | 15 | | | | | 4 450 | 20 | | 26 | | | | | | 26 | | |
| Ngenda | 114 193 | 123 570 | 103 799 | 20 651 | 8 852 | 6 187 | | 4 | | 1 688 | 2 925 | 995 | 1 047 | | | | | | 2 | | |
| Rubungo | 45 474 | 49 208 | 25 583 | 8 058 | 12 | | | | | 8 014 | 32 | | 30 | | | | | | 30 | | |
| Rushashi | 38 240 | 41 380 | 37 859 | 7 921 | 18 | | | 9 | | 7 858 | 36 | | 44 | | | | | | 44 | | |
| Rutongo | 54 574 | 59 056 | 27 232 | 17 242 | 7 | | | | | 17 217 | 18 | | 72 | | | | | | 72 | | |
| Shyorongi | 44 887 | 48 573 | 24 489 | 12 059 | 2 | | | | | 12 042 | 15 | | 204 | | | | | | 204 | | |
| Tare | 38 635 | 41 808 | 35 206 | 10 797 | 15 | | | | | 10 757 | 25 | | 97 | | | | | | 97 | | |
| Diverses Com. | | | | 197 | | | | | | | 197 | | | | | | | | | | |
| TOTAL | 913 481 | 988 494 | 649 913 | 163 548 | 12 129 | 6 187 | 102 | 138 830 | 4 724 | 1 576 | | | 2 223 | | | 1 338 | | | 885 | | |
| | | | | | | 7,42% | | 3,78% | 0,06% | 84,89% | 2,89% | 0,96% | | | | 60,19% | | | 39,81% | | |

10. PREFECTURE DE KIGALI VILLE

| | | | | Population réfugiée | | | | | | Population rapatriée | | | | | | | |
|---------------|---------|----------|---------|---------------------|---------|----------|---------|--------|-------|----------------------|---------|----------|-------|---------|--------|-------|--------|
| | | | | Totale | BURUNDI | TANZANIE | | ZAIRE | | Totale | BURUNDI | TANZANIE | | ZAIRE | | | |
| Communes | Pop. 91 | Estim 94 | Mi-1995 | | | Ngara | Karagwe | Goma | Uvira | Bukavu | | | Ngara | Karagwe | Goma | Uvira | Bukavu |
| Kacyiru | 56 950 | 61 627 | 68 567 | 8 406 | | | 5 | 8 401 | | | 57 | | | | 57 | | |
| Kicukiro | 57 423 | 62 138 | | 7 613 | | | | 7 613 | | | 46 | | | | 46 | | |
| Nyarugenge | 118 360 | 128 079 | 118 850 | 14 724 | 54 | 3 196 | 2 | 10 937 | 413 | 122 | 126 | | | | 126 | | |
| Diverses Com. | | | | -23 | -23 | | | | | | 23 | 23 | | | | | |
| TOTAL | 232 733 | 251 844 | 187 417 | 30 720 | 31 | 3 196 | 7 | 26 951 | 413 | 122 | 252 | 23 | | | 229 | | |
| | | | | | 0,10% | 10,40% | 0,02% | 87,73% | 1,34% | 0,40% | | 9,13% | | | 90,87% | | |

11. PREFECTURE DE RUHENGERI

| Communes | Pop. 91 | Estim 94 | Mi-1995 | Population réfugiée | | | | | | Population rapatriée | | | | | | | |
|---------------|---------|----------|---------|---------------------|---------|----------|---------|---------|--------|----------------------|---------|----------|-------|---------|--------|-------|--------|
| | | | | Totale | BURUNDI | TANZANIE | | ZAIRE | | Totale | BURUNDI | TANZANIE | | ZAIRE | | | |
| | | | | | | Ngara | Karagwe | Goma | Uvira | | | Bukavu | Ngara | Karagwe | Goma | Uvira | Bukavu |
| Butaro | 51 777 | 56 029 | 58 000 | 19 639 | 12 | | | 19 606 | 21 | | 44 | 14 | | | 30 | | |
| Cyabingo | 49 698 | 53 779 | 53 390 | 7 332 | 30 | | | 7 286 | 16 | | 86 | | | | 86 | | |
| Cyeru | 76 001 | 82 242 | 79 000 | 11 548 | 10 | | 24 | 11 487 | 27 | | 11 | | | | 11 | | |
| Gatonde | 38 410 | 41 564 | 43 200 | 6 826 | 23 | | | 6 784 | 19 | | 30 | | | | 30 | | |
| Kidaho | 37 698 | 40 794 | 45 000 | 2 525 | | | 6 | 2 498 | 21 | | 8 | | | | 8 | | |
| Kigombe | 52 930 | 57 277 | 52 500 | 10 118 | 25 | | | 10 076 | 17 | | 103 | | | | 103 | | |
| Kinigi | | 59 674 | 52 000 | 17 800 | 10 | | | 17 774 | 16 | | 36 | | | | 36 | | |
| Mukingo | 43 862 | 47 464 | 42 000 | 15 444 | 1 | | | 15 411 | 32 | | 93 | | | | 93 | | |
| Ndusu | | 47 635 | 44 000 | 7 508 | 16 | | | 7 490 | 2 | | 79 | | | | 79 | | |
| Nkuli | 48 071 | 52 018 | 45 000 | 21 393 | 2 | | | 21 377 | 14 | | 100 | | | | 100 | | |
| Nkumba | 50 417 | 54 557 | 65 000 | 7 752 | | | | 7 742 | 10 | | 19 | | | | 19 | | |
| Nyakinama | 37 504 | 40 584 | 41 222 | 7 760 | 15 | | | 7 725 | 20 | | 48 | | | | 48 | | |
| Nyamugali | 47 815 | 51 741 | 48 121 | 8 804 | 6 | | 4 | 8 749 | 45 | | 18 | 3 | | | 15 | | |
| Nyamutera | 31 792 | 34 403 | 40 000 | 7 321 | 13 | | | 7 253 | 55 | | 40 | 1 | | | 39 | | |
| Nyarutovu | 62 278 | 67 392 | 60 012 | 8 148 | | | | 8 143 | 5 | | 6 | | | | 6 | | |
| Ruhondo | 40 112 | 43 406 | 42 000 | 6 024 | 5 | | | 5 987 | 32 | | 20 | | | | 20 | | |
| Diverses Com. | | | | 1 470 | -6 | | | | 1 476 | | 6 | 6 | | | | | |
| TOTAL | 668 365 | 830 559 | 810 445 | 167 412 | 162 | | 34 | 165 388 | 1 828 | | 747 | 24 | | | 723 | | |
| | | | | | 0,10% | | | 0,02% | 98,79% | 1,09% | | 3,21% | | | 96,79% | | |

12. TABLEAU RECAPITULATIF PAR PREFECTURE

| | | | | Population réfugiée | | | | | | | Population rapatriée | | | | | | | | |
|--------------|-----------|-----------|-----------|---------------------|---------|---------|---------|----------|---------|---------|----------------------|--------|--|---------|--|----------|--------|---------|--------|
| Préfectures | Pop. 91 | Estim 94 | Mi-1995 | Totale | | BURUNDI | | TANZANIE | | ZAIRE | | Totale | | BURUNDI | | TANZANIE | | ZAIRE | |
| | | | | | | | | Ngara | Karagwe | Goma | Uvira | Bukavu | | | | | Ngara | Karagwe | Goma |
| Butare | 728 757 | 825 359 | 413 109 | 195 997 | 136 453 | 19 868 | 1 | 9 668 | 8 568 | 1 601 | 12 412 | 10 362 | | | | | 23 | | 2 027 |
| Byumba | 782 203 | 846 436 | 308 335 | 234 564 | 261 | 81 273 | 44 195 | 108 382 | 453 | | 320 | 7 | | | | | 150 | | 163 |
| Cyangugu | 514 279 | 556 509 | 438 973 | 58 962 | -58 | | | 4 017 | 16 808 | 38 95 | 1 469 | 67 | | | | | 3 | | 1 399 |
| Gikongoro | 466 576 | 504 890 | 328 467 | 26 758 | 82 | | 6 | 6 408 | 9 101 | 11 161 | 2 907 | 96 | | | | | 2 | | 2 809 |
| Gisenyi | 734 690 | 795 020 | 456 316 | 170 899 | 129 | | | 163 913 | 270 | 6 587 | 4 278 | 1 | | | | | 4 277 | | |
| Gitarama | 847 288 | 893 829 | 782 233 | 45 619 | 1 961 | 2 382 | | 35 113 | 4 927 | 1 236 | 365 | 72 | | | | | 293 | | |
| Kibungo | 651 887 | 705 419 | 318 261 | 393 334 | 37 296 | 230 945 | 112 304 | 11 767 | 853 | 69 | 8 320 | 8 282 | | | | | 38 | | |
| Kibuye | 471 066 | 509 749 | 349 351 | 46 674 | 347 | | | 8 840 | 4 462 | 33 025 | 1 964 | 1 | | | | | 31 | | 1 932 |
| Kigali rural | 913 481 | 988 494 | 649 913 | 163 548 | 12 129 | 6 187 | 102 | 138 830 | 4 724 | 1 576 | 2 223 | 1 338 | | | | | 885 | | |
| Kigali ville | 232 733 | 251 844 | 187 417 | 30 720 | 31 | 3 196 | 7 | 26 951 | 413 | 22 | 252 | 23 | | | | | 229 | | |
| Ruhengeri | 668 365 | 830 559 | 810 445 | 167 412 | 162 | | 34 | 165 388 | 1 828 | | 747 | 24 | | | | | 723 | | |
| Non défini * | | | | 155 570 | -33 536 | 90 394 | 7 969 | | 13 000 | 90 743 | | | | | | | | | |
| Total | 7 011 325 | 7 708 108 | 5 042 820 | 1 690 057 | 155 257 | 434 245 | 164 618 | 679 277 | 65 407 | 184 415 | 35 257 | 20 273 | | | | | 6 654 | | 8 330 |
| | | | | | 9,19% | 25,69% | 9,74% | 40,19% | 3,87% | 10,91% | | 57,50% | | | | | 18,87% | | 23,63% |

* WEEKLY INFOSUM

* Infosum.

* Arrest of Returner differ from place to place.

* Good Relation with RPA, NGO, UN Agenc

* Milob's activities appreciated by all

* Heliprot

* Data - Timely Submission.

* Monthly rep

* Report.

* RADIO UNAMIR.

* Occasionally - Milob ops room.

* Continuing plan. Milob SP HQ for prep

WHAT DO WE KNOW FROM GOMA?

- 1) There are 679,277 refugees in the 4 main Goma camps (acc to WFP/HCR distributin criteria COMMSTAT XLS doc) divided as follows:

Katale: 198,852

Kahindo: 110,485

Kibumba: 206,988

Mugunga: 162,952

- 2) 88% of these come from four prefectures:

Ruhengeri (24%) 169,388 persons

Gisenyi (24%) 163,913 persons

Kigali Rurale (20%) 138,830 persons

Kigali Ville (4%) 26,951 persons

Byumba (16%) 108,382 persons

- 3) Breakdown of communes and population information:

A] Gisenyi;

| No. | Commune: | Expected | Returned | Pre-war Pop. | Current Pop. | Difference | Needs |
|-----|-----------|----------|----------|--------------|--------------|------------|-------|
| 1 | Mutura | 28,941 | | | | | |
| 2 | Karago | 20,243 | | | | | |
| 3 | Giciye | 18,422 | | | | | |
| 4 | Satinski | 16,893 | | | | | |
| 5 | Rwerere | 15,767 | | | | | |
| 6 | Rubavu | 15,236 | | | | | |
| 7 | Gaseke | 12,092 | | | | | |
| 8 | Nyamyumba | 10,939 | | | | | |
| 9 | Kanama | 8,791 | | | | | |
| 10 | Kibirira | 7,848 | | | | | |
| 11 | Ramba | 6,185 | | | | | |
| 12 | Kayove | 2,556 | | | | | |

Gisenyi by commune of origin and camp:

| No. | Commune: | Expected | Katale | Kahindo | Kibumba | Mugunga |
|-----|----------|----------|--------|---------|---------|---------|
| 1 | Mutura | 28,941 | 3,503 | 2,391 | 21,639 | 1,408 |
| 2 | Karago | 20,243 | 4,137 | 1,686 | 10,058 | 4,326 |
| 3 | Giciye | 18,422 | 4,369 | 829 | 5,906 | 7,318 |
| 4 | Satinski | 16,893 | 4,230 | 619 | 3,860 | 8,184 |
| 5 | Rwerere | 15,767 | 2,996 | 1,798 | 9,547 | 1,426 |
| 6 | Rubavu | 15,236 | 1,818 | 512 | 1,556 | 11,350 |
| 7 | Gaseke | 12,092 | 2,896 | 538 | 3,585 | 5,073 |
| 9 | Kanama | 8,791 | 1,901 | 804 | 2,852 | 3,234 |
| 10 | Kibirira | 7,848 | 1,367 | 168 | 3,364 | 2,949 |
| 11 | Ramba | 6,185 | 2,201 | 414 | 1,007 | 2,563 |
| 12 | Kayove | 2,556 | 530 | 130 | 535 | 1,361 |

B] Ruhengeri;

| No. | Commune | Expected | Returned | Pre-war Pop. | Current Pop. | Difference | Needs |
|-----|-----------|----------|----------|--------------|--------------|------------|-------|
| 1 | Nkuri | 21,377 | | | | | |
| 2 | Butaro | 19,606 | | | | | |
| 3 | Kinigi | 17,774 | | | | | |
| 4 | Mukingo | 15,411 | | | | | |
| 5 | Cyeru | 11,487 | | | | | |
| 6 | Kigombe | 10,076 | | | | | |
| 7 | Nyamugali | 8,749 | | | | | |
| 8 | Nyarutovu | 8,143 | | | | | |
| 9 | Nyakinama | 7,725 | | | | | |
| 10 | Ndusu | 7,490 | | | | | |
| 11 | Cyabingo | 7,286 | | | | | |
| 12 | Nyamutera | 7,253 | | | | | |
| 13 | Gatonde | 6,784 | | | | | |
| 14 | Ndusu | 7,490 | | | | | |

Ruhengeri by commune of origin and camp;

| No. | Commune | Expected | Katale | Kahindo | Kibumba | Mugunga |
|-----|-----------|----------|--------|---------|---------|---------|
| 1 | Nkuri | 21,377 | 3,797 | 2,037 | 11,920 | 3,623 |
| 2 | Butaro | 19,606 | 6,701 | 2,739 | 9,047 | 1,119 |
| 3 | Kinigi | 17,774 | 2,861 | 8,330 | 5,393 | 1,190 |
| 4 | Mukingo | 15,411 | 3,408 | 1,329 | 8,168 | 2,506 |
| 5 | Cyeru | 11,487 | 3,161 | 569 | 6,198 | 1,559 |
| 6 | Kigombe | 10,076 | 3,620 | 889 | 3,355 | 2,212 |
| 7 | Nyamugali | 8,749 | 2,398 | 307 | 4,417 | 1,627 |
| 8 | Nyarutovu | 8,143 | 2,409 | 577 | 3,706 | 1,451 |
| 9 | Nyakinama | 7,725 | 2,164 | 827 | 3,592 | 1,142 |
| 10 | Ndusu | 7,490 | 2,085 | 838 | 3,282 | 1,285 |
| 11 | Cyabingo | 7,286 | 2,373 | 558 | 2,902 | 1,453 |
| 12 | Nyamutera | 7,253 | 2,215 | 616 | 3,356 | 1,066 |
| 13 | Gatonde | 6,784 | 2,033 | 555 | 3,001 | 1,195 |
| 14 | Kidaho | 2,498 | | 781 | 805 | 912 |

OXFAM UK&I Rwanda Emergency Programme:

Commune Breakdown by population data; Numbers expected from camps, numbers returned and potential population pressure.

This document was produced using data from the 'Document de synthese des informations relatives au repatriement des populations rwandaises- 17 Septembre 1995' (ECHO).

The aim of this document is to begin highlighting potential pressure spots within the country where conflict over resources may occur, due to insufficient supply of basic needs.

It's premise is based on an initial assumption that all communes possessed sufficient resources and/or infrastructure to serve their pre-war populations with their most basic level of needs

It is hoped that as more information is gathered, we will be able to factor infrastructural destruction (eg water sources, shelter) into the equation to help paint a more accurate picture

Some Major Assumptions made:

- 1- Reasonable accuracy of pre-war (1994) population estimates and current population figures
- 2- People in the camps are giving their correct commune of origin, or at least the commune they intend to return to
- 3- People currently in the communes will not migrate as a result of an influx of returnees from the camps.
- 4- Additional population changes due to any future potential influxes/resettlement of old-caseload refugees, economic migrants or IDP movements have not been factored in.

Key to Entries:

Expected - Number of people in the refugee camps having stated this as their commune of origin.

Pre-war Pop - Estimate of pre-war 1994 population based on extrapolation from previous census figures (ECHO)

Current Pop - Estimate of current population figures (ECHO)

Difference - Difference in population figures from pre to post war estimates

Pop press - Difference between pre-war population estimates and total likely population post repatriation.

Percentage - Population pressure expressed as a percentage change in population.

| Prefecture | Commune | Expected | Pre-war Pop | Current Pop | Difference | Pop press | Percentage |
|------------|--------------|----------|-------------|-------------|------------|-----------|------------|
| Butare | Maraba | 938 | 42948 ? | | #VALUE! | #VALUE! | #VALUE! |
| Butare | Ngoma | 4471 | 34184 | 39723 | 5539 | 10010 | |
| Butare | Mugusa | 2549 | 41306 | 35603 | -5703 | -3154 | -8% |
| Butare | Kibayi | 35690 | 46648 | 6380 | -40268 | -4578 | -10% |
| Butare | Mbazi | 1099 | 29739 | 25240 | -4499 | -3400 | -11% |
| Butare | Ruhashya | 822 | 31436 | 26132 | -5304 | -4482 | -14% |
| Butare | Kigembe | 29209 | 52987 | 15308 | -37679 | -8470 | -16% |
| Butare | Muyaga | 11450 | 37957 | 20081 | -17876 | -6426 | -17% |
| Butare | Nyaruhengeri | 18697 | 36792 | 10308 | -26484 | -7787 | -21% |
| Butare | Nyakizu | 3410 | 54367 | 39450 | -14917 | -11507 | -21% |
| Butare | Rusatira | 1320 | 36894 | 27000 | -9894 | -8574 | -23% |
| Butare | Ntyazo | 7328 | 59602 | 38203 | -21399 | -14071 | -24% |
| Butare | Ndora | 4370 | 32018 | 20003 | -12015 | -7645 | -24% |
| Butare | Huye | 1075 | 28975 | 20260 | -8715 | -7640 | -26% |
| Butare | Muganza | 15072 | 39255 | 12049 | -27206 | -11134 | -28% |
| Butare | Muyira | 7066 | 46503 | 26102 | -20401 | -13335 | -29% |

More than 30,000

More than 20,000

< 30%

< 20%

< 10%

| Prefecture | Commune | Expected | Pre-war Pop | Current Pop | Difference | Pop press | Percentage |
|------------|-------------|----------|-------------|-------------|------------|-----------|------------|
| Butare | Syhandu | 21465 | 43985 | 9042 | -34943 | -13478 | -31% |
| Butare | Gishamvu | 5994 | 40770 | 21877 | -18893 | -12899 | -32% |
| Butare | Nyabsindu | 1324 | 39619 | 24050 | -15569 | -14245 | -36% |
| Butare | Runyinya | 1810 | 47374 | 27400 | -19974 | -18164 | -38% |
| Butare | Diverses | 19838 | | | | | |
| Byumba | Ngarama | 18128 | 62797 ? | | #VALUE! | #VALUE! | #VALUE! |
| Byumba | Rutare | 4501 | 43336 ? | | #VALUE! | #VALUE! | #VALUE! |
| Byumba | Kinyami | 3649 | 44894 ? | | #VALUE! | #VALUE! | #VALUE! |
| Byumba | Muvumba | 36622 | 64034 | 60000 | -4034 | 32588 | |
| Byumba | Kivuye | 29870 | 36729 | 22500 | -14229 | 15641 | |
| Byumba | Kiyombe | 14195 | 39146 | 37469 | -1677 | 12518 | |
| Byumba | Murambi | 46283 | 92853 | 76000 | -16853 | 29430 | |
| Byumba | cyumba | 16061 | 42593 | 36184 | -6414 | 9647 | |
| Byumba | Gituza | 10411 | 50194 | 47700 | -2494 | 7917 | |
| Byumba | cyungo | 9255 | 50022 | 48000 | -2022 | 7233 | |
| Byumba | Mukarange | 5521 | 40259 | 40247 | -12 | 5509 | |
| Byumba | Tumba | 13179 | 34246 | 25000 | -9246 | 3933 | |
| Byumba | Muhura | 4675 | 50812 | 46095 | -4717 | -42 | 0% |
| Byumba | Bwisige | 1551 | 34068 | 31643 | -2425 | -874 | -3% |
| Byumba | Giti | 1359 | 48989 | 45000 | -3989 | -2630 | -5% |
| Byumba | Buyoga | 12860 | 51382 | 33829 | -17553 | -4693 | -9% |
| Byumba | Kibali | 6444 | 60077 | 12414 | -47663 | -41219 | -69% |
| Cyangugu | Gishoma | 5861 | 43406 | 40229 | -3177 | 2684 | 6% |
| Cyangugu | Gafunzo | 7305 | 51067 | 43327 | -7740 | -435 | -1% |
| Cyangugu | Gatare | 3645 | 58298 | 51772 | -6526 | -2881 | -5% |
| Cyangugu | Nyakabuye | 1767 | 40761 | 36759 | -4002 | -2235 | -5% |
| Cyangugu | Gisuma | 4291 | 51091 | 43502 | -7589 | -3298 | -6% |
| Cyangugu | Bugarama | 10027 | 56623 | 40000 | -16623 | -6596 | -12% |
| Cyangugu | kirambo | 1072 | 49830 | 42917 | -6913 | -5841 | -12% |
| Cyangugu | Kagano | 3665 | 47389 | 37000 | -10389 | -6724 | -14% |
| Cyangugu | Cyimbogo | 13545 | 44005 | 23467 | -20538 | -6993 | -16% |
| Cyangugu | Karengera | 1059 | 64226 | 50000 | -14226 | -13167 | -21% |
| Cyangugu | Kamembe | 6687 | 49813 | 30000 | -19813 | -13126 | -26% |
| Cyangugu | Diverses | 38 | | | 0 | 38 | |
| Gikongoro | Rukondo | 3947 | 34755 ? | | #VALUE! | #VALUE! | #VALUE! |
| Gikongoro | nyamagabe | 3747 | 40615 ? | | #VALUE! | #VALUE! | #VALUE! |
| Gikongoro | Musebeya | 952 | 39864 | 38005 | -1859 | -907 | -2% |
| Gikongoro | Mugasombwa | 935 | 54316 | 50000 | -4316 | -3381 | -6% |
| Gikongoro | Nshili | 1463 | 49184 | 44337 | -4847 | -3384 | -7% |
| Gikongoro | kivu | 767 | 39588 | 33252 | -6336 | -5569 | -14% |
| Gikongoro | Ivuko | 911 | 50504 | 40355 | -10149 | -9238 | -18% |
| Gikongoro | Kinyamakara | 4112 | 35122 | 23338 | -11784 | -7672 | -22% |
| Gikongoro | Karambo | 767 | 27155 | 20212 | -6943 | -6176 | -23% |
| Gikongoro | Musange | 1099 | 34128 | 25153 | -8975 | -7876 | -23% |
| Gikongoro | karama | 5896 | 33146 | 18000 | -15146 | -9250 | -28% |

| Prefecture | Commune | Expected | Pre-war Pop | Current Pop | Difference | Pop press | Percentage |
|------------|------------|----------|-------------|-------------|------------|-----------|------------|
| Gikongoro | Rwamiko | 793 | 30819 | 18520 | -12299 | -11506 | -37% |
| Gikongoro | Mubunga | 1301 | 35694 | 17295 | -16399 | -17098 | -48% |
| Gikongoro | Diverses | 68 | | | 0 | 68 | |
| Gisenyi | Mutura | 28953 | 77065 ? | | #VALUE! | #VALUE! | #VALUE! |
| Gisenyi | Satinsyi | 17162 | 74702 ? | | #VALUE! | #VALUE! | #VALUE! |
| Gisenyi | Rubavu | 15274 | 66219 ? | | #VALUE! | #VALUE! | #VALUE! |
| Gisenyi | Rwerere | 15774 | 55227 | 50000 | -5227 | 10547 | -9% |
| Gisenyi | Karogo | 20279 | 57864 | 48139 | -9725 | 10554 | -17% |
| Gisenyi | Gaseke | 12122 | 58288 | 51000 | -7288 | 4834 | 8% |
| Gisenyi | Nyamyumba | 11282 | 62804 | 54245 | -8559 | 2723 | 4% |
| Gisenyi | Kanama | 3817 | 75803 | 65828 | -9975 | -1158 | -2% |
| Gisenyi | Ramba | 6718 | 55766 | 44000 | -11766 | -5048 | -9% |
| Gisenyi | Kibilira | 7904 | 59376 | 45350 | -14026 | -6122 | -10% |
| Gisenyi | Giciye | 18473 | 66195 | 37000 | -29195 | -10722 | -16% |
| Gisenyi | Kayove | 8133 | 85711 | 60754 | -24957 | -16824 | -20% |
| Gisenyi | Diverses | 8 | | | 0 | 8 | |
| Gitarama | Nyakabanda | 4013 | 50004 | 48604 | -1400 | 2613 | 5% |
| Gitarama | Taba | 4226 | 58942 | 56000 | -2942 | 1284 | 2% |
| Gitarama | Bulinga | 1573 | 39370 | 38623 | -747 | 826 | 2% |
| Gitarama | Musambira | 2311 | 49530 | 48168 | -1362 | 949 | 2% |
| Gitarama | Rutobwe | 1606 | 38394 | 36856 | -1538 | 68 | 0% |
| Gitarama | Nyamabuye | 2609 | 79329 | 75705 | -3624 | -1015 | -1% |
| Gitarama | Nyabikenke | 5208 | 55675 | 46253 | -9422 | -4214 | -8% |
| Gitarama | Mugina | 3835 | 44615 | 36024 | -8591 | -4756 | -11% |
| Gitarama | Kigoma | 1243 | 66516 | 57517 | -8999 | -7756 | -12% |
| Gitarama | Mukingi | 809 | 41389 | 35731 | -5658 | -4849 | -12% |
| Gitarama | Mushubati | 1030 | 69535 | 59993 | -9542 | -8512 | -12% |
| Gitarama | Tambwe | 1324 | 51193 | 42811 | -8382 | -7058 | -14% |
| Gitarama | Murama | 1765 | 44239 | 36000 | -8239 | -6474 | -15% |
| Gitarama | Masango | 1354 | 54448 | 44500 | -9948 | -8594 | -16% |
| Gitarama | Runda | 4847 | 45384 | 30000 | -15384 | -10537 | -23% |
| Gitarama | Ntongwe | 4741 | 79209 | 54835 | -24374 | -19633 | -25% |
| Gitarama | Diverses | 2366 | | | 0 | 2366 | |
| Gitarama | Kayanzi | 759 | 42582 | 34613 | -7969 | -7210 | |
| Kibungo | Rukara | 40041 | 59922 | 28882 | -31040 | 9001 | 15% |
| Kibungo | Rukira | 44865 | 62039 | 23992 | -38047 | 6818 | 11% |
| Kibungo | Kabarondo | 27053 | 46802 | 24136 | -22666 | 4387 | 9% |
| Kibungo | Rusumo | 110904 | 131637 | 31455 | -100182 | 10722 | 8% |
| Kibungo | Kigarama | 46551 | 72358 | 31455 | -40903 | 5648 | 3% |
| Kibungo | Kayonza | 33623 | 49806 | 19876 | -29930 | 3693 | 7% |
| Kibungo | Birenga | 50891 | 78236 | 30028 | -48208 | 2683 | 3% |
| Kibungo | Sake | 16629 | 62529 | 38046 | -24483 | 7854 | 13% |
| Kibungo | Rutonde | 9060 | 40197 | 24502 | -15695 | 6635 | 17% |
| Kibungo | Mugesera | 9209 | 53313 | 33319 | -19994 | 10785 | 20% |
| Kibungo | Muhazi | 4739 | 48580 | 32570 | -16010 | -11271 | -23% |
| Kibungo | Diverses | 231 | | | | 231 | |

| Prefecture | Commune | Expected | Pre-war Pop | Current Pop | Difference | Pop press | Percentage |
|--------------|------------|----------|-------------|-------------|------------|-----------|------------|
| | | | | | | #VALUE! | #VALUE! |
| Kibuye | Gishyita | 10341 | 46628 ? | | | | |
| Kibuye | Rutsiro | 2667 | 61430 | 58737 | -2693 | -26 | 0% |
| Kibuye | Mabanza | 7475 | 68671 | 58483 | -10188 | -2713 | -4% |
| Kibuye | Gisovu | 4090 | 42598 | 33466 | -9132 | -5042 | -12% |
| Kibuye | Bwakira | 1859 | 57953 | 48938 | -9015 | -7156 | -12% |
| Kibuye | Kivumu | 1715 | 59907 | 46547 | -13360 | -11645 | -19% |
| Kibuye | Rwamatamu | 8724 | 58969 | 35000 | -23969 | -15245 | -26% |
| Kibuye | Mwendo | 1350 | 47215 | 31180 | -16035 | -14685 | -31% |
| Kibuye | Gitesi | 8439 | 66378 | 37000 | -29378 | -20939 | -32% |
| Kibuye | Diverses | 14 | | | 0 | 14 | |
| Kigali Rur | Rushashi | 7921 | 41380 | 37859 | -3521 | 4400 | 11% |
| Kigali Rur | Tare | 10797 | 41808 | 35206 | -6602 | 4195 | 10% |
| Kigali Rur | Ngenda | 20651 | 123570 | 103799 | -19771 | 880 | 1% |
| Kigali Rur | Musasa | 4485 | 35911 | 29398 | -6513 | -2028 | -6% |
| Kigali Rur | Mbogo | 8105 | 34683 | 21780 | -12903 | -4798 | -14% |
| Kigali Rur | Mugambazi | 10009 | 50843 | 33015 | -17828 | 7819 | -15% |
| Kigali Rur | Kanombe | 7238 | 57890 | 39051 | -18639 | -11601 | -20% |
| Kigali Rur | Gashora | 11418 | 81321 | 52168 | -29153 | -17735 | -22% |
| Kigali Rur | Bicumbi | 11093 | 106541 | 70959 | -35582 | -24489 | -23% |
| Kigali Rur | Kanzeze | 14554 | 106914 | 67365 | -39549 | -24995 | -23% |
| Kigali Rur | Rutongo | 17242 | 59056 | 27232 | -31824 | -14582 | -25% |
| Kigali Rur | Shyorongi | 12059 | 48573 | 24489 | -24084 | -12025 | -25% |
| Kigali Rur | Butamwa | 13762 | 36657 | 12500 | -24157 | -10395 | -28% |
| Kigali Rur | Gikomero | 3276 | 57610 | 37509 | -20101 | -16825 | -29% |
| Kigali Rur | Rubungo | 8050 | 49208 | 25583 | -23625 | -15575 | -32% |
| Kigali Rur | Gikoro | 2683 | 56529 | 32000 | -24529 | -21846 | -39% |
| Kigali Rur | Diverses | 197 | | | 0 | 197 | |
| Kigali Ville | Kacyiru | 8406 | 61627 | 68567 | 6940 | 15346 | 25% |
| Kigali Ville | Nyarugenge | 14724 | 128079 | 118850 | -9229 | 5495 | 4% |
| Kigali Ville | Kicukiro | 7613 | 62138 ? | | #VALUE! | #VALUE! | #VALUE! |
| Kigali Ville | Diverses | -23 | | | 0 | 23 | |
| Ruhengeri | Butaro | 19639 | 56029 | 58000 | 1971 | 21610 | 39% |
| Ruhengeri | Nyamutera | 7321 | 34403 | 40000 | 5597 | 12918 | 38% |
| Ruhengeri | Nkumba | 7752 | 54557 | 65000 | 10443 | 18195 | 33% |
| Ruhengeri | Nkuli | 21393 | 52018 | 45000 | -7018 | 14375 | 28% |
| Ruhengeri | Mukingo | 15444 | 47464 | 42000 | -5464 | 9980 | 21% |
| Ruhengeri | Nyakinama | 7760 | 40584 | 41222 | 638 | 8398 | 21% |
| Ruhengeri | Gatonde | 6826 | 41564 | 43200 | 1636 | 8462 | 20% |
| Ruhengeri | Kinigi | 17800 | 59674 | 52000 | -7674 | 10126 | 17% |
| Ruhengeri | Kidaho | 2525 | 40794 | 45000 | 4206 | 6731 | 16% |
| Ruhengeri | Cyabingo | 7332 | 53779 | 53390 | -389 | 6943 | 13% |
| Ruhengeri | Ruhondo | 6024 | 43406 | 42000 | -1406 | 4618 | 11% |
| Ruhengeri | Cyeru | 11548 | 82242 | 79000 | -3242 | 8306 | 10% |
| Ruhengeri | Nyamugali | 8804 | 51741 | 48121 | -3620 | 5184 | 10% |
| Ruhengeri | Kigombe | 10118 | 57277 | 52500 | -4777 | 5341 | 9% |

Sheet1

| Prefecture | Commune | Expected | Pre-war Pop | Current Pop | Difference | Pop press | Percentage |
|------------|-----------|----------|-------------|-------------|------------|-----------|------------|
| Ruhengeri | Ndusu | 7508 | 47635 | 44000 | 3635 | 3873 | 8% |
| Ruhengeri | Nyarutovu | 8148 | 67392 | 60012 | 7380 | 768 | 1% |
| Ruhengeri | Diverses | 1470 | | | | 1470 | |

17 20,000
507 10,000

| Prefecture | POP 91 | POP BEF | POP 1294 | POP 0395 | POP 0695 | % Agricultural Pop | Animal/Man Ratio | % Killed |
|------------|---------|---------|----------|----------|----------|--------------------|--------------------|------------------|
| BUTARE | 765000 | 830000 | 326000 | 345000 | 480000 | 0.6833333333333333 | 0.1375 | 0.18072289156627 |
| BYUMBA | 780000 | 845000 | 605000 | 710000 | 720000 | 0.9375 | 0.1875 | 0.05917159763314 |
| CYANGUGU | 515000 | 560000 | 385000 | 374000 | 425000 | 0.835294117647059 | 0.167058823529412 | 0.13392857142857 |
| GIKONGORO | 485000 | 505000 | 677000 | 558000 | 410000 | 0.621951219512195 | 0.124390243902439 | 0.1980198019802 |
| GISENYI | 730000 | 790000 | 425000 | 433000 | 465000 | 0.905376344086022 | 0.180645161290323 | 0.03164556962025 |
| GITARAMA | 850000 | 925000 | 793000 | 812000 | 840000 | 0.917857142857143 | 0.1833333333333333 | 0.05405405405405 |
| KIBUNGO | 650000 | 700000 | 261000 | 368000 | 420000 | 0.8333333333333333 | 0.166666666666667 | 0.14285714285714 |
| KIBUYE | 475000 | 515000 | 325000 | 328000 | 365000 | 0.854794520547945 | 0.16986301369863 | 0.19417475728155 |
| KIGALI | 1150000 | 1250000 | 993000 | 1015000 | 1100000 | 0.738181818181818 | 0.147272727272727 | 0.1 |
| RUHENGERI | 770000 | 830000 | 645000 | 659000 | 675000 | 0.927407407407408 | 0.185185185185185 | 0.03012048192771 |

WFP population estimator

Haut Co

pour les Réfugiés

Document de synthèse des
informations relatives au
rapatriement des populations
rwandaises - 17 septembre 1995

Office Européen
d'Aide Humanitaire

Ce recueil a été établi à partir des données suivantes:

- recensement d'Uvira de mars 1995 *census of Uvira March 1995*
- recensement^{census} de Bukavu de septembre 1995 (mais les camps de KASHUSHA et d'INERA n'ont pu être recensés)
- recensement de Goma de septembre 1995
- ~~recensement du Burundi de juin 1995~~ (le chiffre a été revu à 155.257 personnes; la différence provient de départs spontanés soit vers le Rwanda, soit vers la Tanzanie, non comptabilisés).
- recensement de Karagwe de septembre 1995
- recensement de Ngara de septembre 1995.

Il tente de faire une synthèse de ces différentes données collectées, tant au niveau des personnes à l'intérieur que celles encore à l'extérieur.

Il doit permettre de désigner les zones de retour, où des programmes de réinstallation et de réinsertion devront être menés très prochainement.

Ce document doit être considéré comme un document de travail, qui doit être périodiquement revu et corrigé, pour s'adapter à la situation et, sans doute, s'améliorer.

Merci à tous ceux et celles qui, directement ou indirectement, ont apporté leurs contributions à ce travail.

Haut Commissariat des Nations Unies
pour les Réfugiés

Tableaux par
préfecture rwandaise
Tables by prefecture

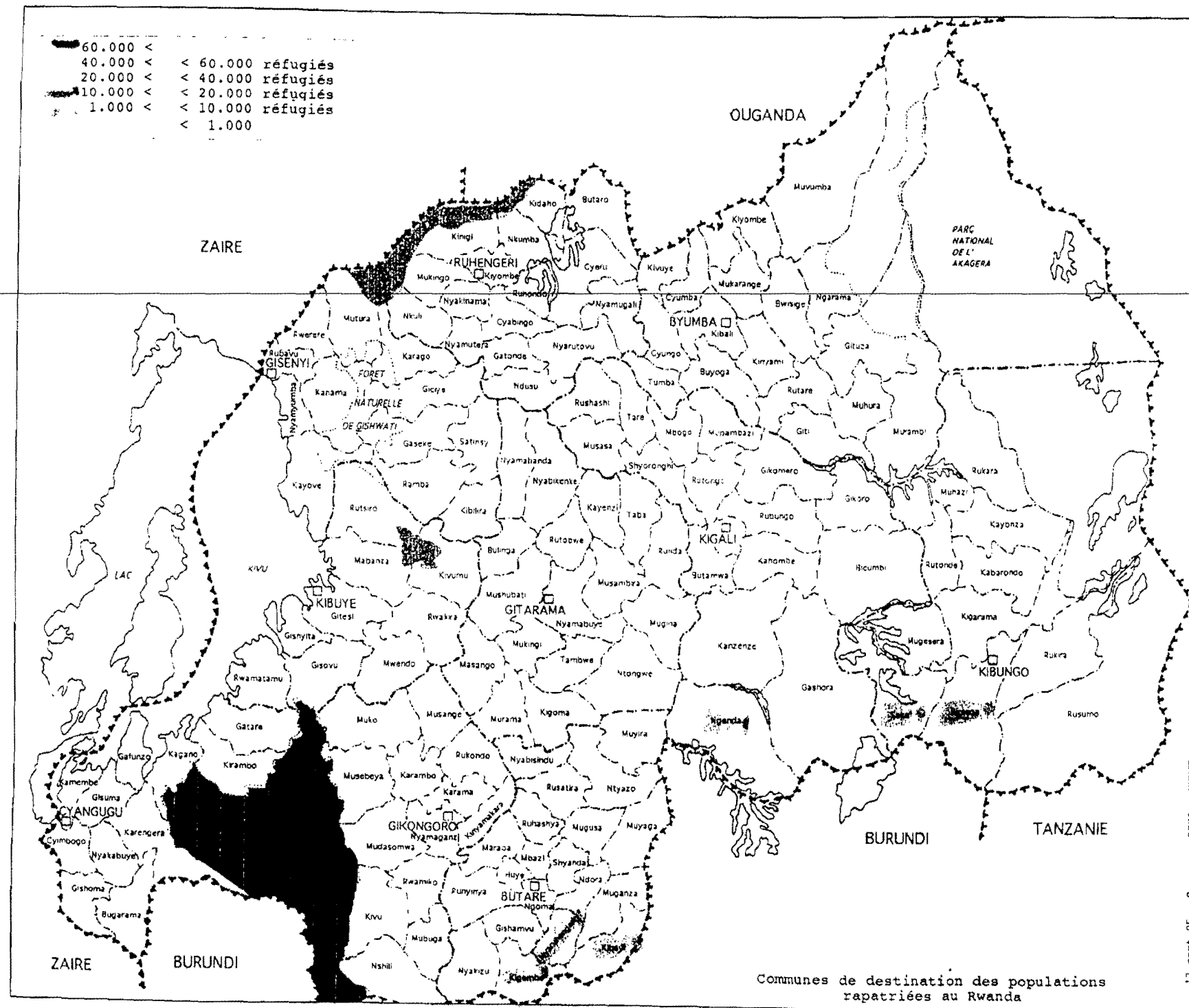
Office Européen
d'Aide Humanitaire

Haut Commissariat des Nations Unies
pour les Réfugiés

Communes de destination
des populations rwandaises
rapatriées

Office Européen
d'Aide Humanitaire

| | |
|----------|-------------------|
| 60.000 < | < 60.000 réfugiés |
| 40.000 < | < 40.000 réfugiés |
| 20.000 < | < 20.000 réfugiés |
| 10.000 < | < 10.000 réfugiés |
| 1.000 < | < 1.000 |



Communes de destination des populations rapatriées au Rwanda

Liste des communes d'origine des populations rapatriées au 17 septembre 1995.

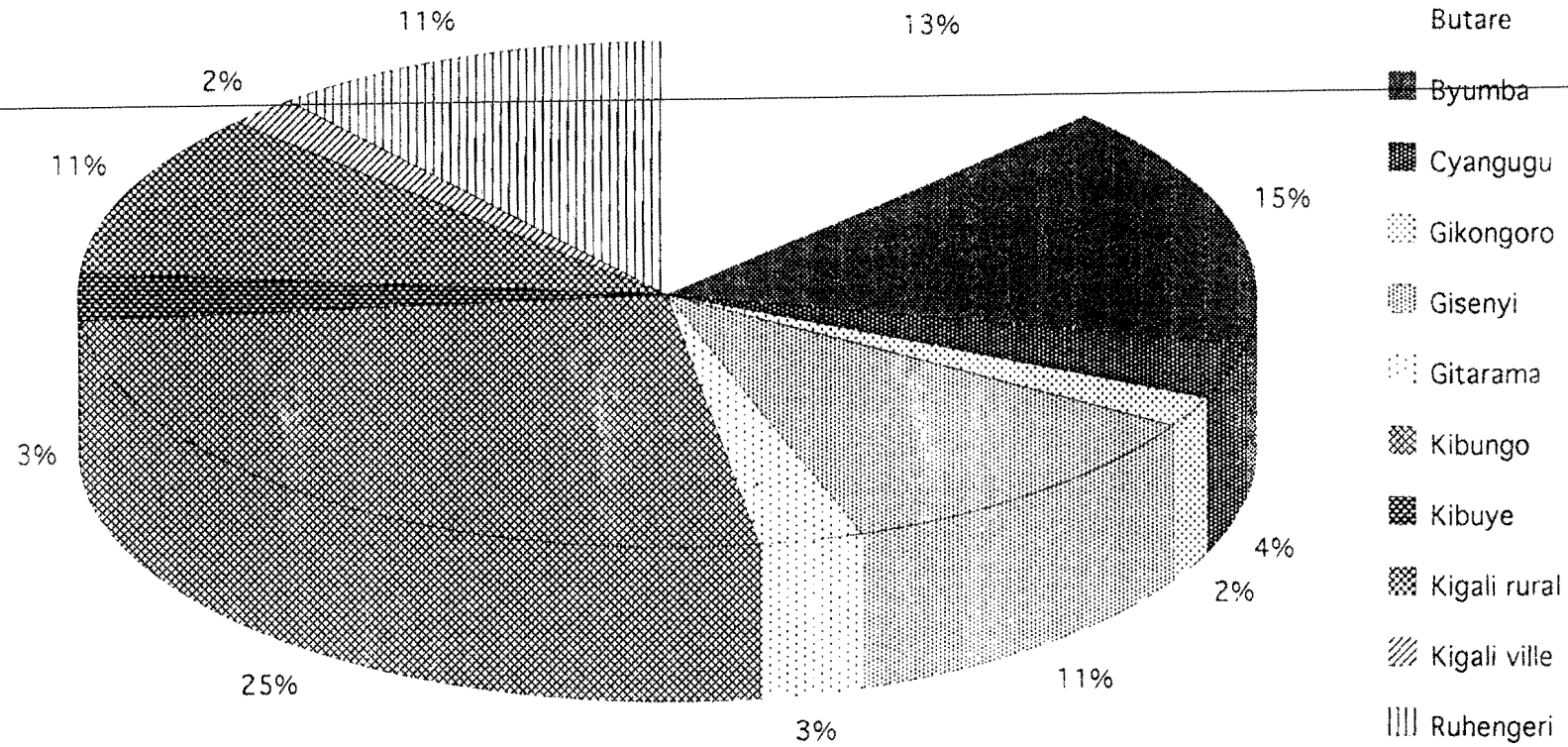
| | | | | | | | | |
|--------------|-------|--------------|------------|-----|--------------|-----------|----|--------------|
| Birenga | 4 806 | Kibungo | Rusatira | 119 | Butare | Mutura | 28 | Gisenyi |
| Kigembe | 4 444 | Butare | Kanzenze | 118 | Kigali Rural | Musasa | 26 | Kigali Rural |
| Sake | 1 980 | Kibungo | Cymbogo | 109 | Cyangugu | Rwerere | 25 | Gisenyi |
| Kibayi | 1 322 | Butare | Mwendo | 105 | Kibuye | Kayove | 24 | Gisenyi |
| Nyaruhengeri | 1 142 | Butare | Shyanda | 103 | Butare | Cyumba | 21 | Byumba |
| Ngenda | 1 047 | Kigali Rural | Kigombe | 103 | Ruhengeri | Karengera | 20 | Cyangugu |
| Rubavu | 954 | Gisenyi | Kivumu | 100 | Kibuye | Ruhondo | 20 | Ruhengeri |
| Muganza | 824 | Butare | Nkuli | 100 | Ruhengeri | Ntongwe | 19 | Gitarama |
| Kigarama | 784 | Kibungo | Tare | 97 | Kigali Rural | Mbogo | 19 | Kigali Rural |
| Gishamvu | 782 | Butare | Mukingo | 93 | Ruhengeri | Nkumba | 19 | Ruhengeri |
| Muyaga | 748 | Butare | Muko | 86 | Gikongoro | Nyamugali | 18 | Ruhengeri |
| Nyamyumba | 721 | Gisenyi | Cyabingo | 86 | Ruhengeri | Murambi | 17 | Byumba |
| Satinsyi | 695 | Gisenyi | Huye | 84 | Butare | Muvumba | 17 | Byumba |
| Karama | 693 | Gikongoro | Ndusu | 79 | Ruhengeri | Kinyami | 15 | Byumba |
| Giciye | 528 | Gisenyi | Nshili | 75 | Gikongoro | Mukarange | 13 | Byumba |
| Nyamagabe | 527 | Gikongoro | Rutongo | 72 | Kigali Rural | Rutare | 12 | Byumba |
| Nyakizu | 520 | Butare | Mbazi | 68 | Butare | Mushubati | 12 | Gitarama |
| Kamembe | 496 | Cyangugu | Bicumbi | 64 | Kigali Rural | Rukara | 12 | Kibungo |
| Mugesera | 494 | Kibungo | Rutsiro | 62 | Kibuye | Musebeya | 11 | Gikongoro |
| Mabanza | 470 | Kibuye | Mugambazi | 62 | Kigali Rural | Cyeru | 11 | Ruhengeri |
| Kinyamakara | 466 | Gikongoro | Gafunzo | 61 | Cyangugu | Cyungu | 10 | Byumba |
| Muyira | 437 | Butare | Gishoma | 59 | Cyangugu | Bwisige | 8 | Byumba |
| Gitesi | 434 | Kibuye | Bugarama | 58 | Cyangugu | Gituza | 8 | Byumba |
| Rukondo | 431 | Gikongoro | Gatare | 58 | Cyangugu | Kigoma | 8 | Gitarama |
| Gaseke | 411 | Gisenyi | Kacyiru | 57 | Kigali ville | Kidaho | 8 | Ruhengeri |
| Ngoma | 401 | Butare | Kirambo | 55 | Cyangugu | Kivuye | 7 | Byumba |
| Karogo | 303 | Gisenyi | Runda | 53 | Gitarama | Gikoro | 7 | Kigali Rural |
| Gisuma | 282 | Cyangugu | Nyabikenke | 52 | Gitarama | Nyamabuye | 6 | Gitarama |
| Mugusa | 279 | Butare | Nyakinama | 48 | Ruhengeri | Nyarutovu | 6 | Ruhengeri |
| Gashora | 261 | Kigali Rural | Nyakabanda | 46 | Gitarama | Rutonde | 5 | Kibungo |
| Gisovu | 259 | Kibuye | Kicukiro | 46 | Kigali ville | Muhura | 4 | Byumba |
| Kibilira | 251 | Gisenyi | Rushashi | 44 | Kigali Rural | Giti | 3 | Byumba |
| Ntyazo | 227 | Butare | Butaro | 44 | Ruhengeri | Kayanzi | 3 | Gitarama |
| Rwamatamu | 206 | Kibuye | Karambo | 43 | Gikongoro | Mukingi | 2 | Gitarama |
| Shyorongi | 204 | Kigali Rural | Kanombe | 43 | Kigali Rural | Murama | 2 | Gitarama |
| Nyabisindu | 198 | Butare | Buyoga | 41 | Byumba | Kayonza | 2 | Kibungo |
| Kanama | 188 | Gisenyi | Musambira | 40 | Gitarama | Muhazi | 2 | Kibungo |
| Gishyita | 186 | Kibuye | Taba | 40 | Gitarama | Gikomero | 2 | Kigali Rural |
| Maraba | 178 | Butare | Nyamutera | 40 | Ruhengeri | Masango | 1 | Gitarama |
| Kagano | 176 | Cyangugu | Kiyombe | 39 | Byumba | Kabarondo | 1 | Kibungo |
| Rwamiko | 176 | Gikongoro | Tumba | 37 | Byumba | Bulinga | | Gitarama |
| Runyinya | 174 | Butare | Kivu | 37 | Gikongoro | Mugina | | Gitarama |
| Mugasombwa | 164 | Gikongoro | Kinigi | 36 | Ruhengeri | Tambwe | | Gitarama |
| Ramba | 150 | Gisenyi | Musange | 33 | Gikongoro | Rukira | | Kibungo |
| Ndora | 139 | Butare | Kibali | 31 | Byumba | Rusumo | | Kibungo |
| Ruhashya | 136 | Butare | Rutohwe | 31 | Gitarama | | | |
| Bwakira | 135 | Kibuye | Rubungo | 30 | Kigali Rural | | | |
| Mubunga | 130 | Gikongoro | Gatonde | 30 | Ruhengeri | | | |
| Butamwa | 127 | Kigali Rural | Ngarama | 29 | Byumba | | | |
| Nyarugenge | 126 | Kigali ville | Nyakabuye | 29 | Cyangugu | | | |

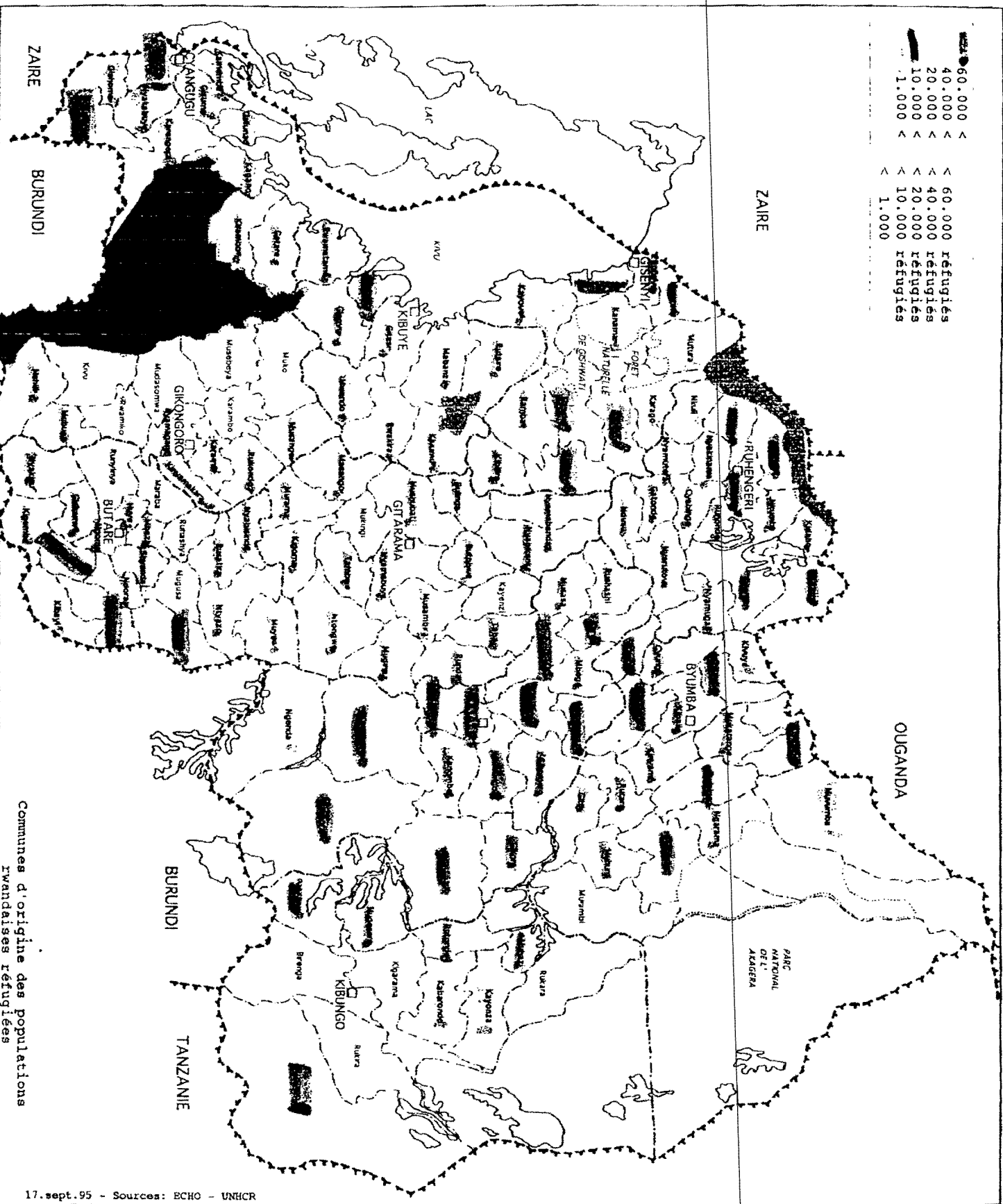

Haut Commissariat des Nations Unies
pour les Réfugiés

Communes d'origine des
populations rwandaises
réfugiées

Office Européen
d'Aide Humanitaire

Préfectures d'origine des populations réfugiées





Communes d'origine des populations rwandaises réfugiées

Liste des communes d'origine des populations réfugiées au 17 septembre 1995.

| | | | | | | | | |
|--------------|---------|--------------|-------------|-------|--------------|------------|-------|--------------|
| Rusumo | 110 904 | Kibungo | Cyungo | 9 255 | Byumba | Nyamagabe | 3 747 | Gikongoro |
| Birenga | 50 891 | Kibungo | Mugesera | 9 209 | Kibungo | Kagano | 3 665 | Cyangugu |
| Kigarama | 46 551 | Kibungo | Rutonde | 9 060 | Kibungo | Kinyami | 3 649 | Byumba |
| Murambi | 46 283 | Byumba | Kanama | 8 817 | Gisenyi | Gatare | 3 645 | Cyangugu |
| Rukira | 44 865 | Kibungo | Nyamugali | 8 804 | Ruhengeri | Nyakizu | 3 410 | Butare |
| Rukara | 40 041 | Kibungo | Rwamatamu | 8 724 | Kibuye | Gikomero | 3 276 | Kigali Rural |
| Muvumba | 36 622 | Byumba | Gitesi | 8 439 | Kibuye | Gikoro | 2 683 | Kigali Rural |
| Kibayi | 35 690 | Butare | Kacyiru | 8 406 | Kigali ville | Rutsiro | 2 667 | Kibuye |
| Kayonza | 33 623 | Kibungo | Nyarutovu | 8 148 | Ruhengeri | Nyamabuye | 2 609 | Gitarama |
| Kivuye | 29 870 | Byumba | Kayove | 8 133 | Gisenyi | Mugusa | 2 549 | Butare |
| Kigembe | 29 209 | Butare | Mbogo | 8 105 | Kigali Rural | Kidaho | 2 525 | Ruhengeri |
| Mutura | 28 953 | Gisenyi | Rubungo | 8 058 | Kigali Rural | Musambira | 2 311 | Gitarama |
| Kabarondo | 27 053 | Kibungo | Rushashi | 7 921 | Kigali Rural | Bwakira | 1 859 | Kibuye |
| Shyanda | 21 465 | Butare | Kibilira | 7 904 | Gisenyi | Runyinya | 1 810 | Butare |
| Nkuli | 21 393 | Ruhengeri | Nyakinama | 7 760 | Ruhengeri | Nyakabuye | 1 767 | Cyangugu |
| Ngenda | 20 651 | Kigali Rural | Nkumba | 7 752 | Ruhengeri | Murama | 1 765 | Gitarama |
| Karogo | 20 279 | Gisenyi | Kicukiro | 7 613 | Kigali ville | Kivumu | 1 715 | Kibuye |
| Butaro | 19 639 | Ruhengeri | Ndusu | 7 508 | Ruhengeri | Rutobwe | 1 606 | Gitarama |
| Nyaruhengeri | 18 697 | Butare | Mabanza | 7 475 | Kibuye | Bulinga | 1 573 | Gitarama |
| Giciye | 18 473 | Gisenyi | Cyabingo | 7 332 | Ruhengeri | Bwisige | 1 551 | Byumba |
| Ngarama | 18 128 | Byumba | Ntyazo | 7 328 | Butare | Nshili | 1 463 | Gikongoro |
| Kinigi | 17 800 | Ruhengeri | Nyamutera | 7 321 | Ruhengeri | Giti | 1 359 | Byumba |
| Rutongo | 17 242 | Kigali Rural | Gafunzo | 7 305 | Cyangugu | Masango | 1 354 | Gitarama |
| Satinsyi | 17 162 | Gisenyi | Kanombe | 7 238 | Kigali Rural | Mwendo | 1 350 | Kibuye |
| Sake | 16 629 | Kibungo | Muyira | 7 066 | Butare | Nyabisindu | 1 324 | Butare |
| Muganza | 16 072 | Butare | Gatonde | 6 826 | Ruhengeri | Tambwe | 1 324 | Gitarama |
| Cyumba | 16 061 | Byumba | Ramba | 6 718 | Gisenyi | Rusatira | 1 320 | Butare |
| Rwerere | 15 774 | Gisenyi | Kamembe | 6 687 | Cyangugu | Mubunga | 1 301 | Gikongoro |
| Mukingo | 15 444 | Ruhengeri | Kibali | 6 444 | Byumba | Kigoma | 1 243 | Gitarama |
| Rubavu | 15 274 | Gisenyi | Ruhondo | 6 024 | Ruhengeri | Mbazi | 1 099 | Butare |
| Nyarugenge | 14 724 | Kigali ville | Gishamvu | 5 994 | Butare | Musange | 1 099 | Gikongoro |
| Kanzenze | 14 554 | Kigali Rural | Karama | 5 896 | Gikongoro | Huye | 1 075 | Butare |
| Kiyombe | 14 195 | Byumba | Gishoma | 5 861 | Cyangugu | Kirambo | 1 072 | Cyangugu |
| Butamwa | 13 762 | Kigali Rural | Mukarange | 5 521 | Byumba | Karengera | 1 059 | Cyangugu |
| Cyimbogo | 13 545 | Cyangugu | Nyabikenke | 5 208 | Gitarama | Mushubati | 1 030 | Gitarama |
| Tumba | 13 179 | Byumba | Runda | 4 847 | Gitarama | Musebeya | 952 | Gikongoro |
| Buyoga | 13 179 | Byumba | Ntongwe | 4 741 | Gitarama | Maraba | 938 | Butare |
| Gaseke | 12 122 | Gisenyi | Muhazi | 4 739 | Kibungo | Mugasombwa | 935 | Gikongoro |
| Shyorongi | 12 059 | Kigali Rural | Muhura | 4 675 | Byumba | Muko | 911 | Gikongoro |
| Cyeru | 11 548 | Ruhengeri | Rutare | 4 501 | Byumba | Ruhashya | 822 | Butare |
| Muyaga | 11 450 | Butare | Musasa | 4 485 | Kigali Rural | Mukingi | 809 | Gitarama |
| Gashora | 11 418 | Kigali Rural | Ngoma | 4 471 | Butare | Rwamiko | 793 | Gikongoro |
| Nyamyumba | 11 282 | Gisenyi | Ndora | 4 370 | Butare | Karambo | 767 | Gikongoro |
| Bicumbi | 11 093 | Kigali Rural | Gisuma | 4 291 | Cyangugu | Kivu | 767 | Gikongoro |
| Tare | 10 797 | Kigali Rural | Taba | 4 226 | Gitarama | Kayanzi | 759 | Gitarama |
| Gituza | 10 411 | Byumba | Kinyamakara | 4 112 | Gikongoro | | | |
| Gishyita | 10 341 | Kibuye | Gisovu | 4 090 | Kibuye | | | |
| Kigombe | 10 118 | Ruhengeri | Nyakabanda | 4 013 | Gitarama | | | |
| Bugarama | 10 027 | Cyangugu | Rukondo | 3 947 | Gikongoro | | | |
| Mugambazi | 10 009 | Kigali Rural | Mugina | 3 835 | Gitarama | | | |

Haut Commissariat des Nations Unies
pour les Réfugiés

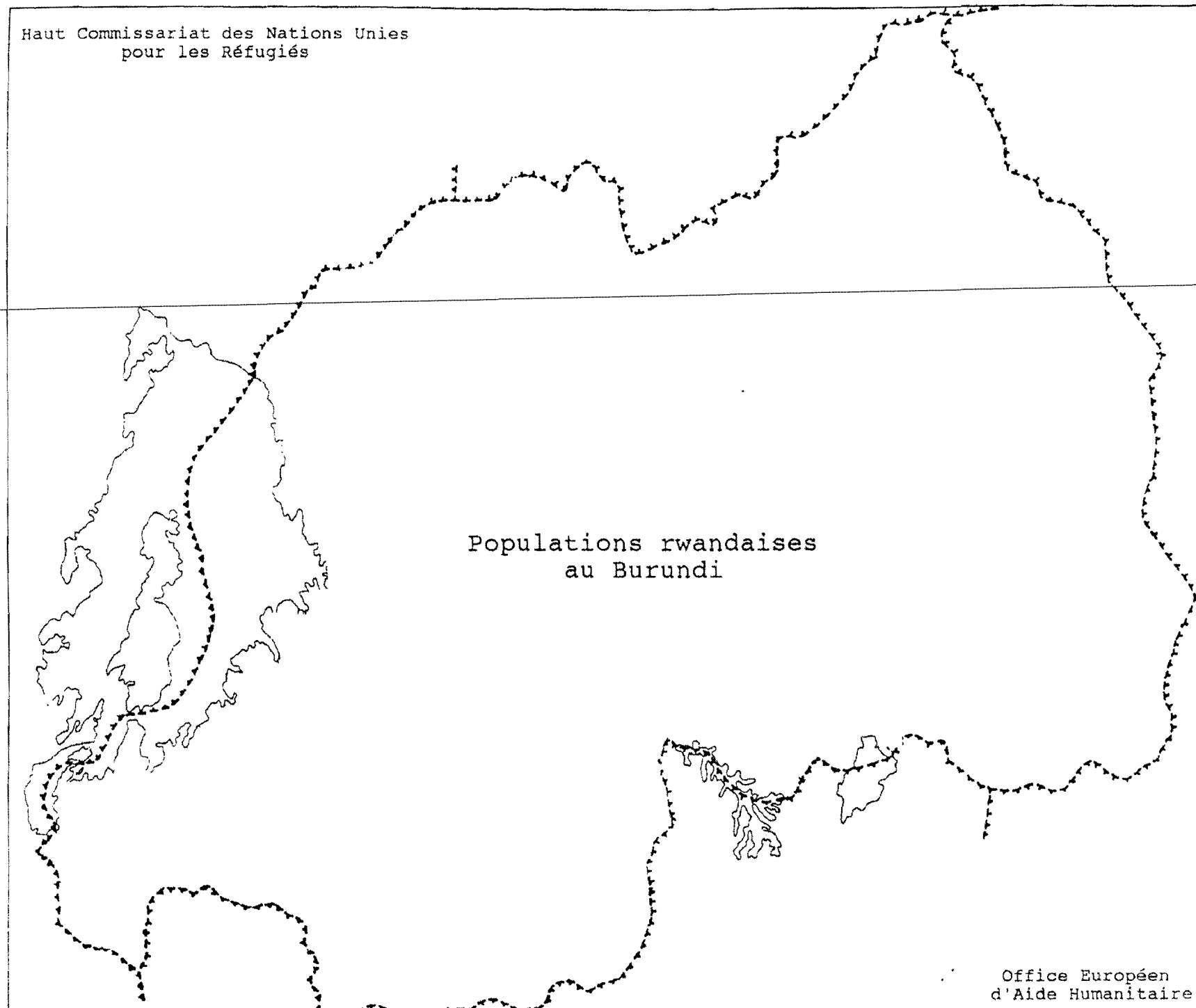
Populations rwandaises réfugiées
par pays d'accueil

Office Européen
d'Aide Humanitaire

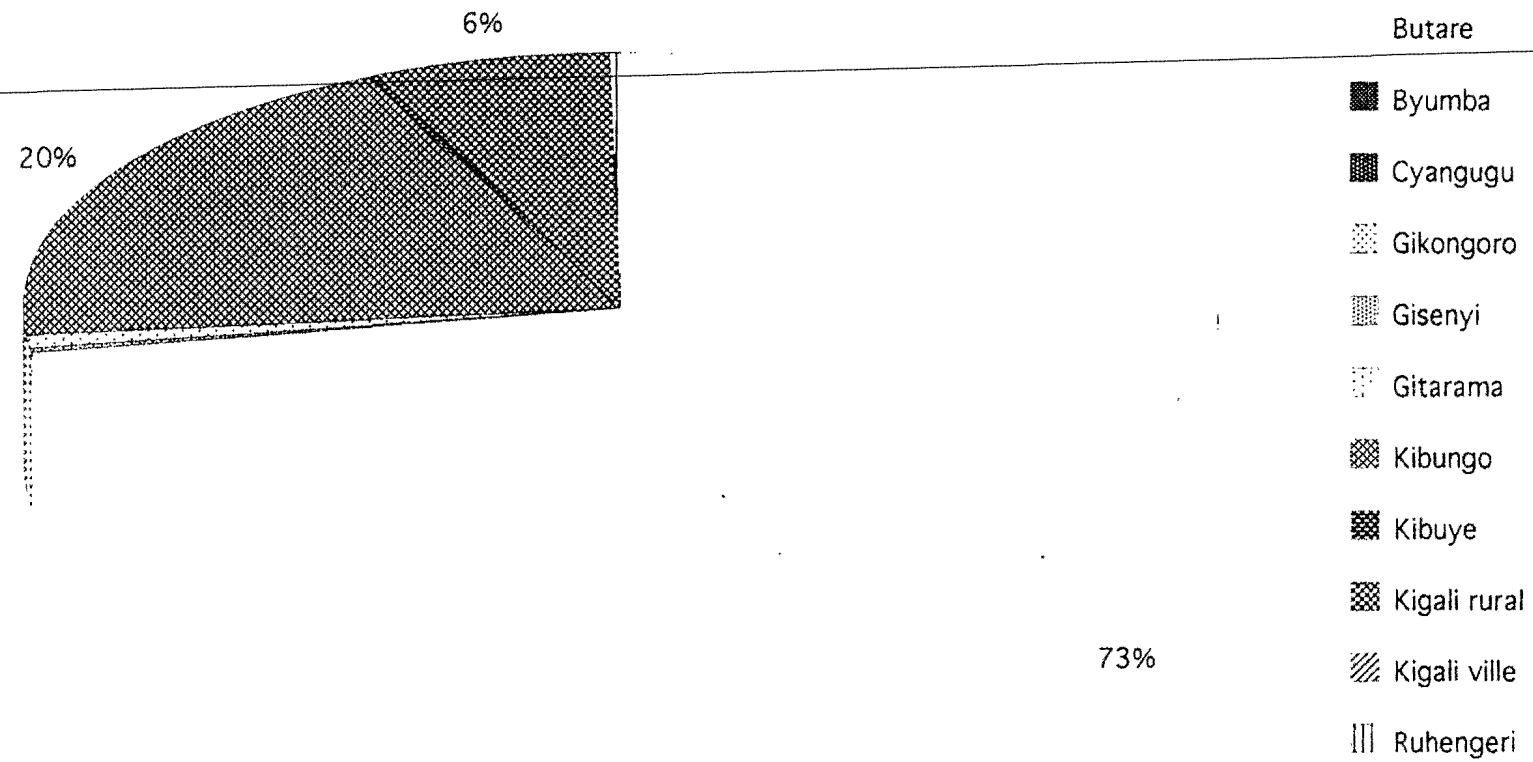
Haut Commissariat des Nations Unies
pour les Réfugiés

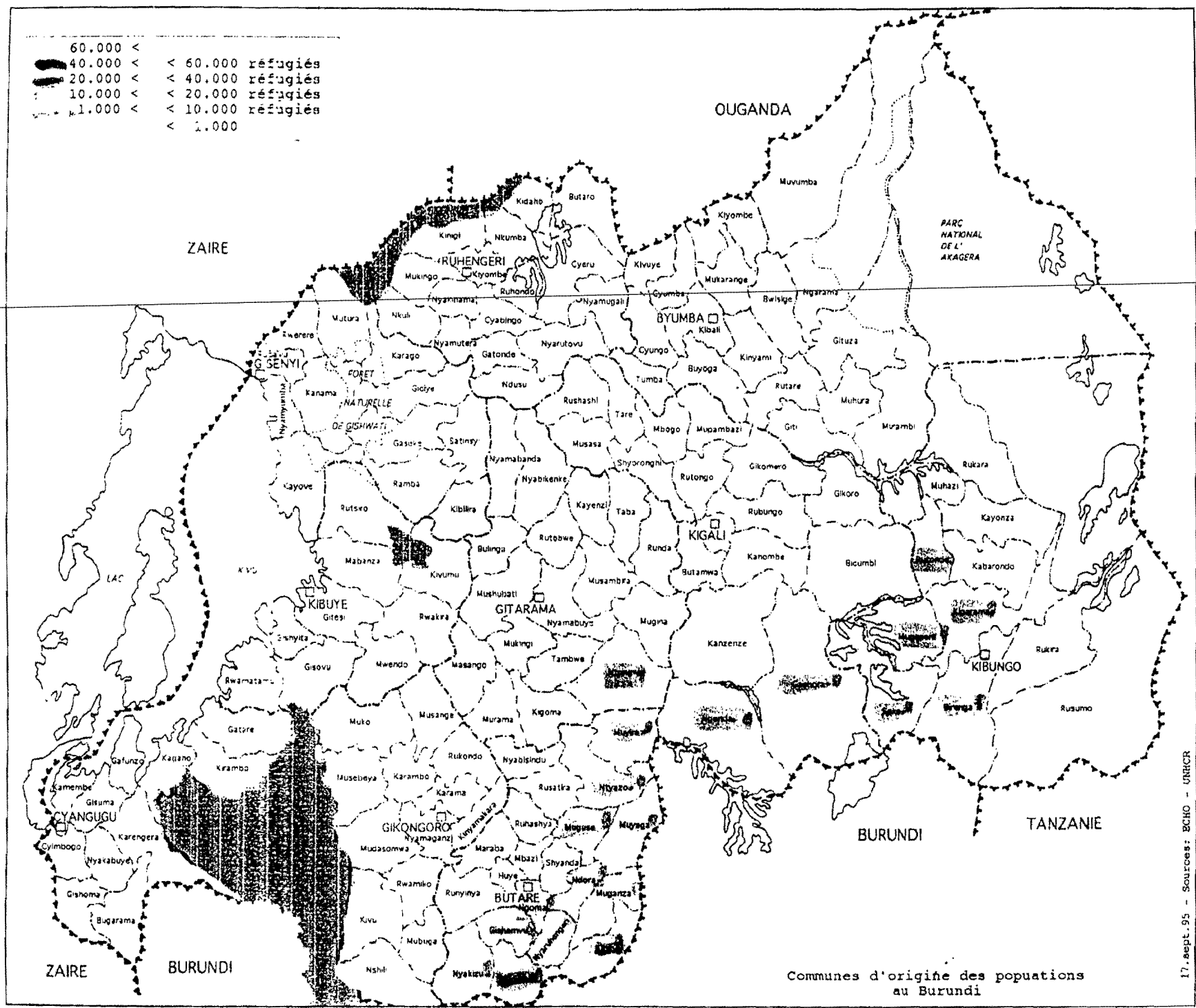
Populations rwandaises
au Burundi

Office Européen
d'Aide Humanitaire



Burundi - Origine des populations réfugiées





17.sept.95 - Sources: ECHO - UNHCR

Pays:

BURUNDI

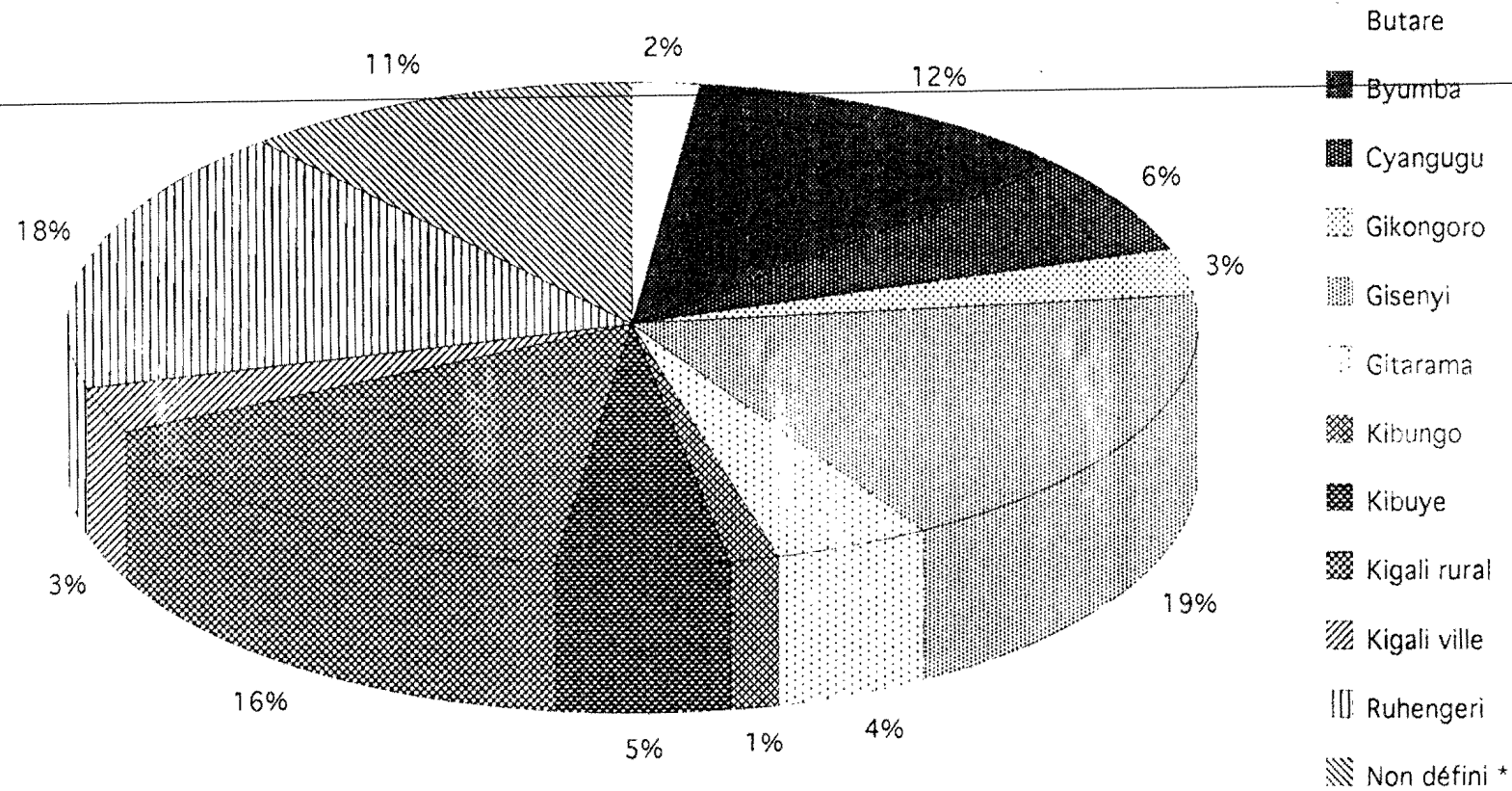
| | | | | | | | | |
|--------------|--------|--------------|------------|----|--------------|------------|----|--------------|
| Kibayi | 35 186 | Butare | Rushashi | 18 | Kigali Rural | Rwerere | 3 | Gisenyi |
| Kigembe | 28 350 | Butare | Karogo | 17 | Gisenyi | Mukingi | 3 | Gitarama |
| Birenga | 17 893 | Kibungo | Kayanzi | 16 | Gitarama | Mushubati | 3 | Gitarama |
| Nyaruhengeri | 17 386 | Butare | Ndusu | 16 | Ruhengeri | Butamwa | 3 | Kigali Rural |
| Muganza | 15 744 | Butare | Nyakabanda | 15 | Gitarama | Kibali | 2 | Byumba |
| Muyaga | 10 985 | Butare | Musasa | 15 | Kigali Rural | Kinyami | 2 | Byumba |
| Ngenda | 8 852 | Kigali Rural | Tare | 15 | Kigali Rural | Nyamagabe | 2 | Gikongoro |
| Sake | 8 706 | Kibungo | Nyakinama | 15 | Ruhengeri | Kanama | 2 | Gisenyi |
| Kigarama | 6 888 | Kibungo | Bwisige | 14 | Byumba | Gisovu | 2 | Kibuye |
| Ntyazo | 6 125 | Butare | Giti | 14 | Byumba | Mbogo | 2 | Kigali Rural |
| Muyira | 5 544 | Butare | Karama | 14 | Gikongoro | Shyorongi | 2 | Kigali Rural |
| Gishamvu | 5 198 | Butare | Musambira | 13 | Gitarama | Nkuli | 2 | Ruhengeri |
| Ndora | 3 711 | Butare | Tambwe | 13 | Gitarama | Muvumba | 1 | Byumba |
| Ngoma | 2 939 | Butare | Nyamutera | 13 | Ruhengeri | Kamembe | 1 | Cyangugu |
| Gashora | 2 852 | Kigali Rural | Rubungo | 12 | Kigali Rural | Mugasombwa | 1 | Gikongoro |
| Ntongwe | 1 864 | Gitarama | Butaro | 12 | Ruhengeri | Gitesi | 1 | Kibuye |
| Mugusa | 1 842 | Butare | Murambi | 11 | Byumba | Mabanza | 1 | Kibuye |
| Mugesera | 1 604 | Kibungo | Kigoma | 10 | Gitarama | Mukingo | 1 | Ruhengeri |
| Nyakizu | 1 588 | Butare | Cyeru | 10 | Ruhengeri | Cyungu | | Byumba |
| Rutonde | 1 085 | Kibungo | Kinigi | 10 | Ruhengeri | Ngarama | | Byumba |
| Runyinya | 744 | Butare | Gishoma | 8 | Cyangugu | Tumba | | Byumba |
| Shyanda | 648 | Butare | Nshuli | 8 | Gikongoro | Bugarama | | Cyangugu |
| Kabarondo | 526 | Kibungo | Rwamiko | 8 | Gikongoro | Cyimbogo | | Cyangugu |
| Rukira | 376 | Kibungo | Masango | 8 | Gitarama | Gatare | | Cyangugu |
| Rwamatamu | 308 | Kibuye | Murama | 8 | Gitarama | Gisuma | | Cyangugu |
| Bicumbi | 225 | Kigali Rural | Nyamabuye | 8 | Gitarama | Kagano | | Cyangugu |
| Kayanza | 185 | Kibungo | Gikomero | 8 | Kigali Rural | Karengera | | Cyangugu |
| Huye | 156 | Butare | Mugambazi | 8 | Kigali Rural | Kirambo | | Cyangugu |
| Mbazi | 143 | Butare | Musange | 7 | Gikongoro | Nyakabuye | | Cyangugu |
| Rutare | 136 | Byumba | Rukondo | 7 | Gikongoro | Karambo | | Gikongoro |
| Kanombe | 126 | Kigali Rural | Kibilira | 7 | Gisenyi | Muko | | Gikongoro |
| Rusumo | 112 | Kibungo | Bulinga | 7 | Gitarama | Kayove | | Gisenyi |
| Maraba | 87 | Butare | Rutobwe | 7 | Gitarama | Mutura | | Gisenyi |
| Muhazi | 83 | Kibungo | Rutongo | 7 | Kigali Rural | Nyamyumba | | Gisenyi |
| Rusatira | 80 | Butare | Kivu | 6 | Gikongoro | Runda | | Gitarama |
| Rukara | 72 | Kibungo | Rubavu | 6 | Gisenyi | Bwakira | | Kibuye |
| Muhura | 63 | Byumba | Gikoro | 6 | Kigali Rural | Gishyita | | Kibuye |
| Nyarugenge | 54 | Kigali ville | Nyamugali | 6 | Ruhengeri | Kivumu | | Kibuye |
| Giciye | 38 | Gisenyi | Kivuye | 5 | Byumba | Kacyiru | | Kigali ville |
| Ruhashya | 37 | Butare | Kiyombe | 5 | Byumba | Kicukiro | | Kigali ville |
| Nyabisindu | 36 | Butare | Nyabikenke | 5 | Gitarama | Kidaho | | Ruhengeri |
| Mwendo | 31 | Kibuye | Taba | 5 | Gitarama | Nkumba | | Ruhengeri |
| Gaseke | 30 | Gisenyi | Rutsiro | 5 | Kibuye | Nyarutovu | | Ruhengeri |
| Cyabingo | 30 | Ruhengeri | Ruhondo | 5 | Ruhengeri | Gafunzo | -1 | Cyangugu |
| Mubunga | 27 | Gikongoro | Buyoga | 4 | Byumba | Kanzenze | # | Kigali Rural |
| Mugina | 26 | Gitarama | Gituza | 4 | Byumba | | | |
| Kigombe | 25 | Ruhengeri | Mukarange | 4 | Byumba | | | |
| Kinyamakara | 24 | Gikongoro | Musebeya | 4 | Gikongoro | | | |
| Gatonde | 23 | Ruhengeri | Ramba | 4 | Gisenyi | | | |
| Satinsyi | 22 | Gisenyi | Cyumba | 3 | Byumba | | | |

Haut Commissariat des Nations Unies
pour les Réfugiés

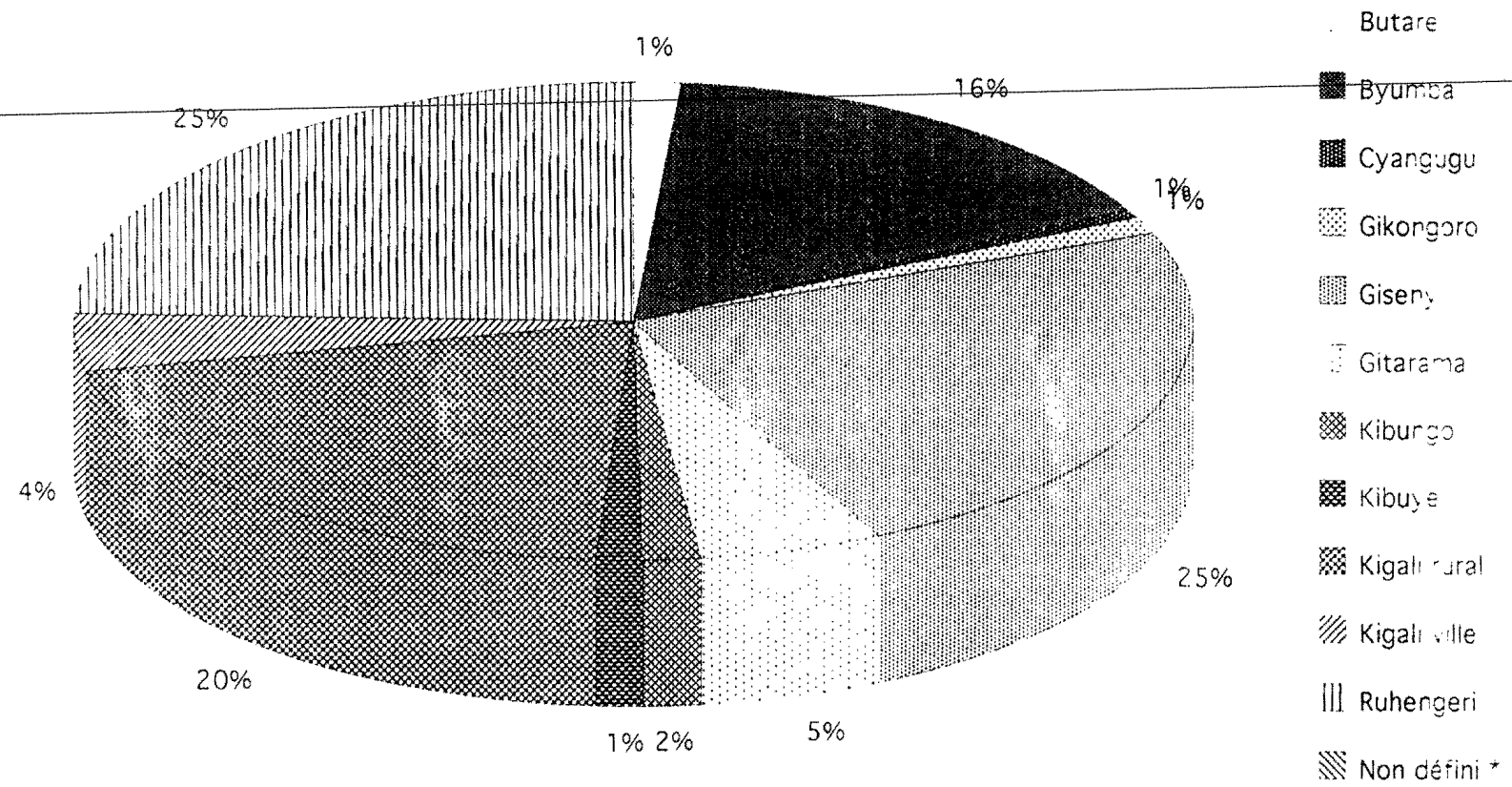
Populations rwandaises
au Zaïre

Office Européen
d'Aide Humanitaire

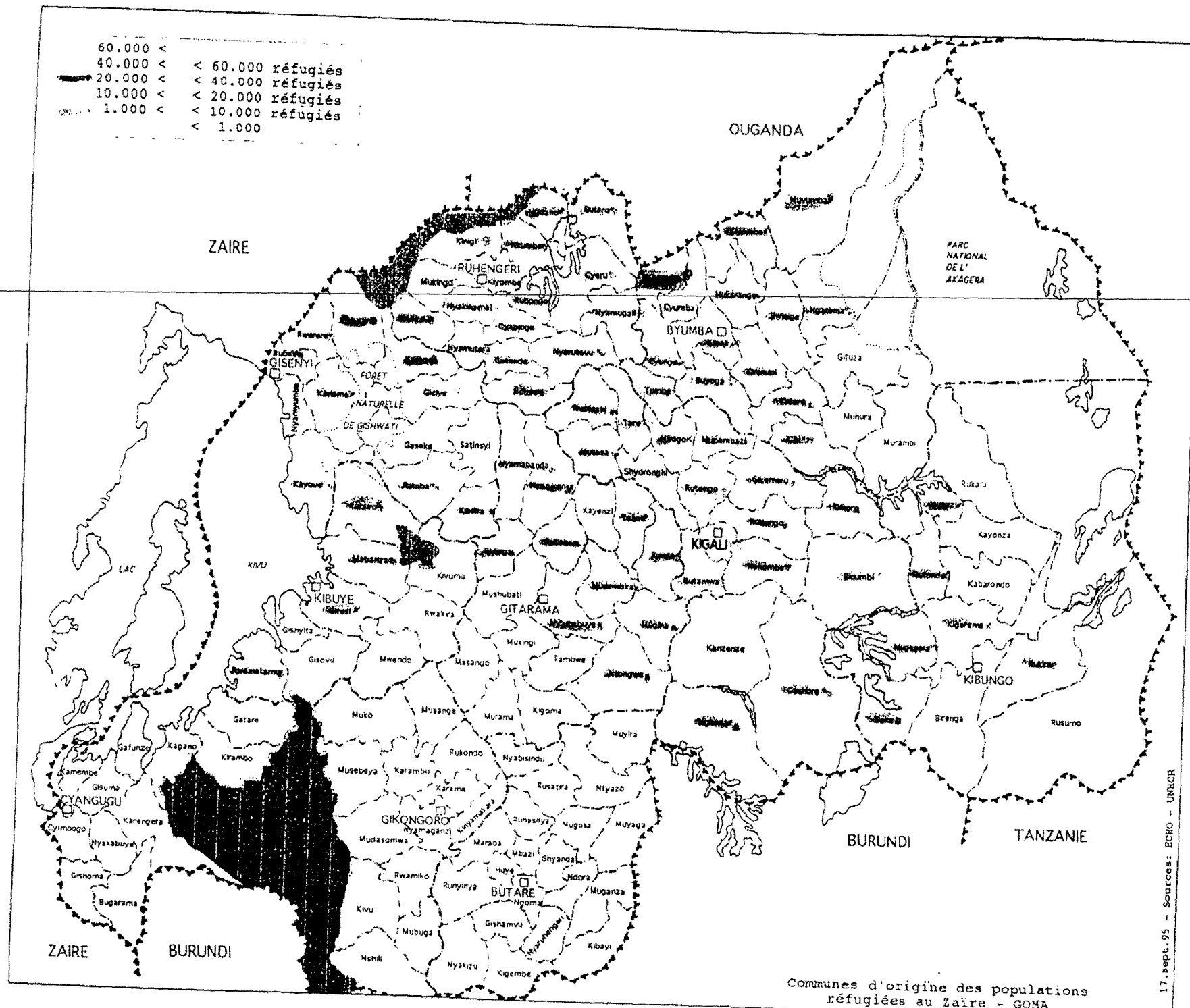
Zaire - Origine des populations réfugiées



Zaire - Goma - Origine des populations réfugiées



60.000 <
 40.000 < < 60.000 réfugiés
 20.000 < < 40.000 réfugiés
 10.000 < < 20.000 réfugiés
 1.000 < < 10.000 réfugiés
 < 1.000

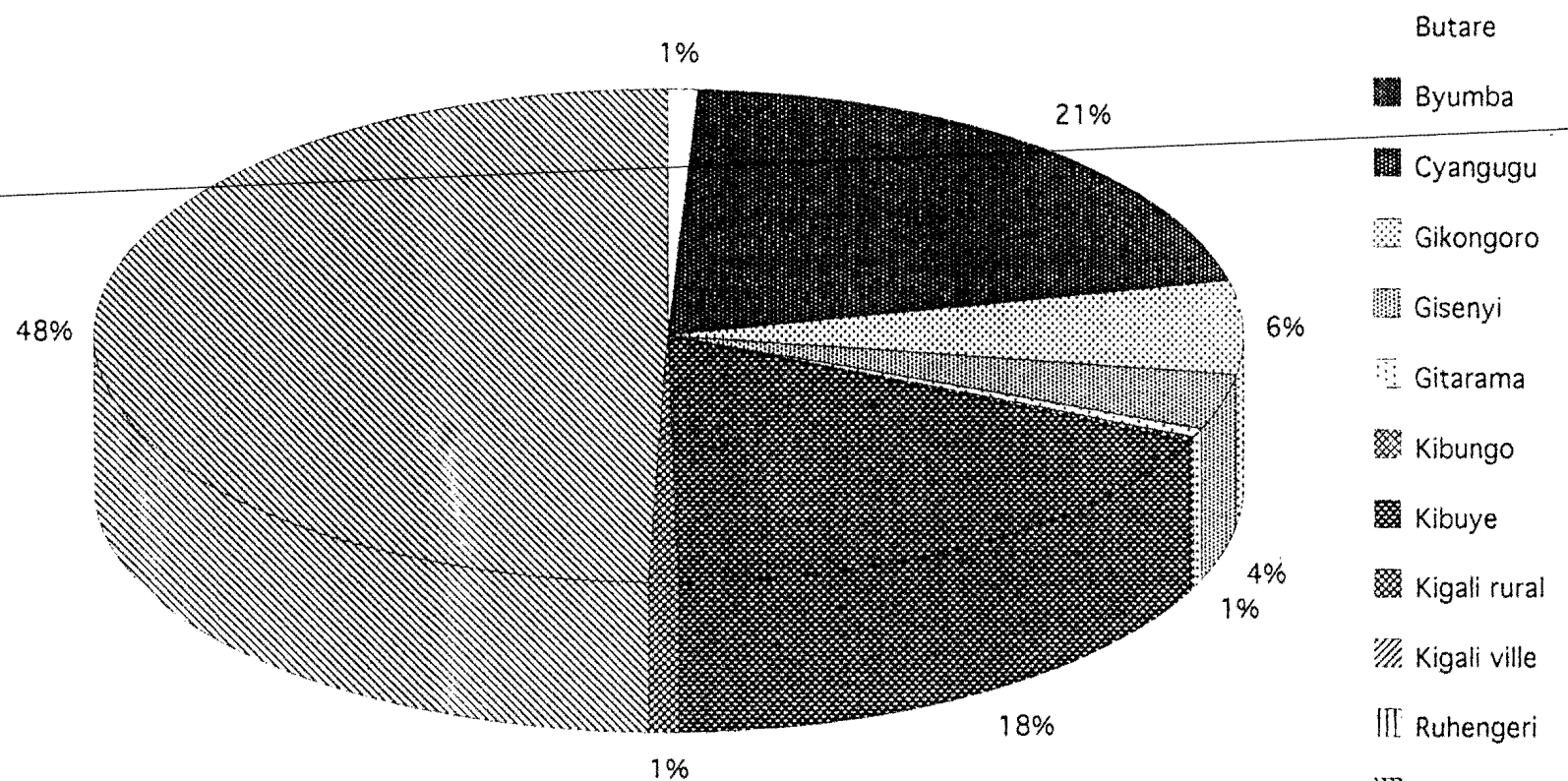


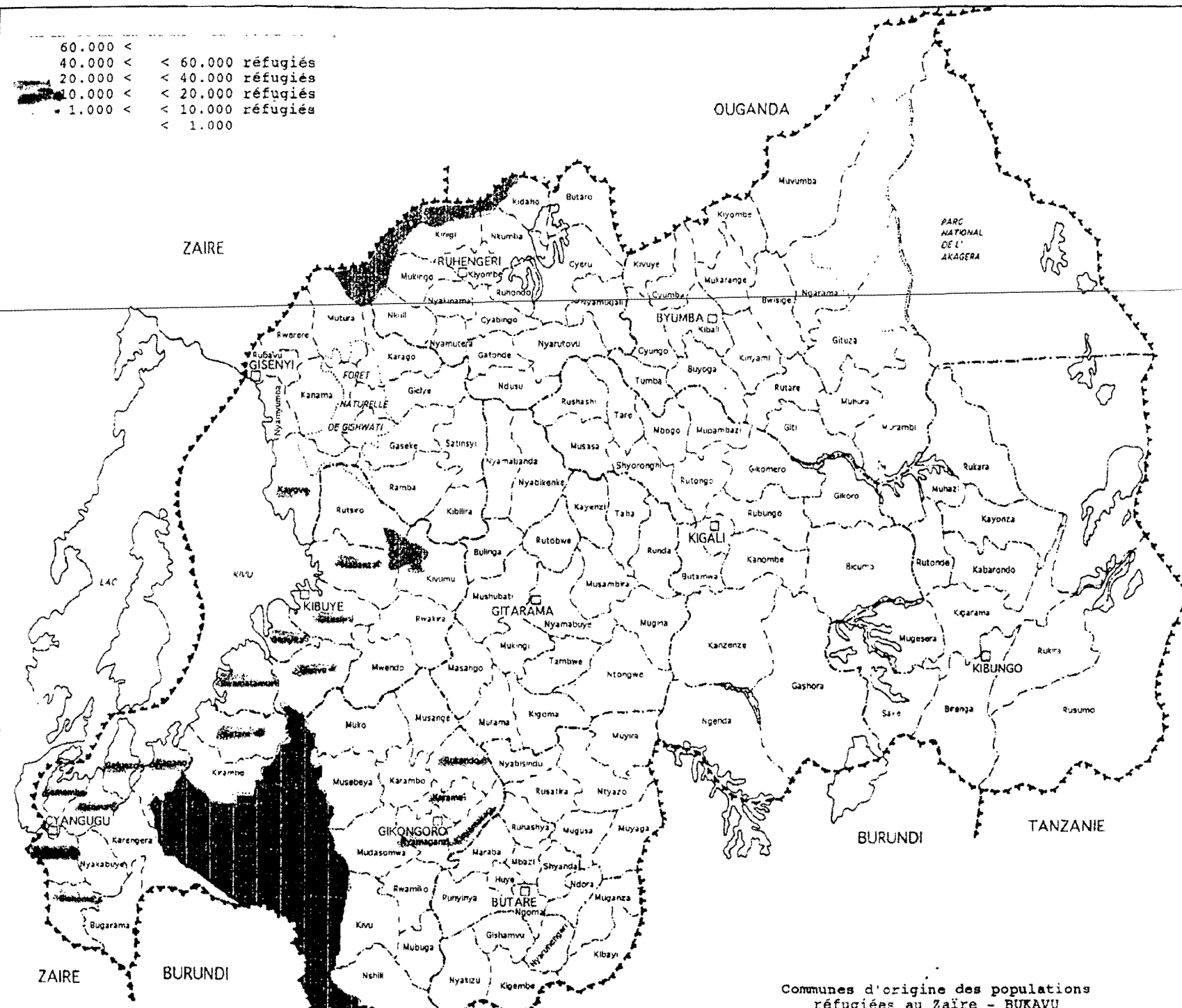
Communes d'origine des populations
 réfugiées au Zaire - GOMA

Pays: ZAIRE - GOMA

| | | | | | | | | |
|------------|--------|--------------|------------|-------|--------------|--------------|-----|-----------|
| Kivuye | 28 944 | Byumba | Musasa | 4 450 | Kigali Rural | Kamembe | 628 | Cyangugu |
| Mutura | 28 941 | Gisenyi | Taba | 4 000 | Gitarama | Mukingi | 623 | Gitarama |
| Nkuli | 21 377 | Ruhengeri | Kiyombe | 3 741 | Byumba | Karama | 619 | Gikongoro |
| Karogo | 20 243 | Gisenyi | Mugina | 3 666 | Gitarama | Ndora | 615 | Butare |
| Butaro | 19 606 | Ruhengeri | Kinyami | 3 606 | Byumba | Ngoma | 598 | Butare |
| Giciye | 18 422 | Gisenyi | Nyakabanda | 3 559 | Gitarama | Muhura | 574 | Byumba |
| Kinigi | 17 774 | Ruhengeri | Gikomero | 3 240 | Kigali Rural | Mwendo | 566 | Kibuye |
| Rutongo | 17 217 | Kigali Rural | Gikoro | 2 610 | Kigali Rural | Nyaruhengeri | 562 | Butare |
| Satinsyi | 16 893 | Gisenyi | Kayove | 2 556 | Gisenyi | Musebeya | 561 | Gikongoro |
| Cyumba | 16 028 | Byumba | Kidaho | 2 498 | Ruhengeri | Murama | 558 | Gitarama |
| Rwerere | 15 767 | Gisenyi | Nyamabuye | 2 335 | Gitarama | Musange | 550 | Gikongoro |
| Mukingo | 15 411 | Ruhengeri | Muvumba | 2 251 | Byumba | Gisovu | 536 | Kibuye |
| Rubavu | 15 236 | Gisenyi | Musambira | 2 251 | Gitarama | Runyinya | 532 | Butare |
| Kanzenze | 14 316 | Kigali Rural | Mugesera | 1 908 | Kibungo | Gatare | 510 | Cyangugu |
| Butamwa | 13 721 | Kigali Rural | Sake | 1 888 | Kibungo | Mubunga | 510 | Gikongoro |
| Tumba | 13 104 | Byumba | Ngenda | 1 688 | Kigali Rural | Muyira | 503 | Butare |
| Buyoga | 12 805 | Byumba | Rutsiro | 1 631 | Kibuye | Kabarondo | 485 | Kibungo |
| Gaseke | 12 092 | Gisenyi | Rutobwe | 1 576 | Gitarama | Nyakizu | 482 | Butare |
| Shyorongi | 12 042 | Kigali Rural | Rutare | 1 514 | Byumba | Kinyamakara | 476 | Gikongoro |
| Cyeru | 11 487 | Ruhengeri | Ntongwe | 1 262 | Gitarama | Kivu | 467 | Gikongoro |
| Nyamyumba | 10 939 | Gisenyi | Bulinga | 1 242 | Gitarama | Cymbogo | 453 | Cyangugu |
| Nyarugenge | 10 937 | Kigali ville | Kigarama | 1 214 | Kibungo | Kibayi | 448 | Butare |
| Tare | 10 757 | Kigali Rural | Ngarama | 1 204 | Byumba | Ruhashya | 447 | Butare |
| Bicumbi | 10 540 | Kigali Rural | Mabanza | 1 198 | Kibuye | Rusatira | 429 | Butare |
| Kigombe | 10 076 | Ruhengeri | Gitesi | 1 157 | Kibuye | Kigembe | 425 | Butare |
| Mugambazi | 9 979 | Kigali Rural | Bwisige | 1 133 | Byumba | Maraba | 420 | Butare |
| Cyungo | 9 242 | Byumba | Rwamatamu | 1 131 | Kibuye | Nyamagabe | 411 | Gikongoro |
| Kanama | 8 791 | Gisenyi | Muhazi | 1 083 | Kibungo | Gisuma | 404 | Cyangugu |
| Nyamugali | 8 749 | Ruhengeri | Rukira | 1 071 | Kibungo | Mugusa | 398 | Butare |
| Kacyiru | 8 401 | Kigali ville | Rutonde | 1 064 | Kibungo | Rwamiko | 396 | Gikongoro |
| Nyarutovu | 8 143 | Ruhengeri | Giti | 1 042 | Byumba | Gishamvu | 385 | Butare |
| Mbogo | 8 098 | Kigali Rural | Tambwe | 937 | Gitarama | Muko | 382 | Gikongoro |
| Rubungo | 8 014 | Kigali Rural | Bwakira | 929 | Kibuye | Muyaga | 375 | Butare |
| Rushashi | 7 858 | Kigali Rural | Birenga | 924 | Kibungo | Mugasombwa | 371 | Gikongoro |
| Kibilira | 7 848 | Gisenyi | Gashyamba | 897 | Kibuye | Huye | 356 | Butare |
| Nkumba | 7 742 | Ruhengeri | Gituza | 896 | Byumba | Kirambo | 349 | Cyangugu |
| Nyakinama | 7 725 | Ruhengeri | Mushubati | 891 | Gitarama | Karengera | 346 | Cyangugu |
| Kicukiro | 7 613 | Kigali ville | Murambi | 840 | Byumba | Gafunzo | 342 | Cyangugu |
| Ndusu | 7 490 | Ruhengeri | Masango | 826 | Gitarama | Ntyazo | 331 | Butare |
| Cyabingo | 7 286 | Ruhengeri | Rukara | 797 | Kibungo | Kagano | 296 | Cyangugu |
| Nyamutera | 7 253 | Ruhengeri | Kivumu | 795 | Kibuye | Nyakabuye | 296 | Cyangugu |
| Gashora | 7 238 | Kigali Rural | Shyanda | 740 | Butare | Muganza | 279 | Butare |
| Kanombe | 7 062 | Kigali Rural | Rukondo | 737 | Gikongoro | Karambo | 252 | Gikongoro |
| Gatonde | 6 784 | Ruhengeri | Kigoma | 717 | Gitarama | Gishoma | 197 | Cyangugu |
| Kibali | 6 414 | Byumba | Kayanzi | 715 | Gitarama | Bugarama | 196 | Cyangugu |
| Ramba | 6 185 | Gisenyi | Rusumo | 700 | Kibungo | | | |
| Ruhondo | 5 987 | Ruhengeri | Nshili | 676 | Gikongoro | | | |
| Nyabikenke | 5 175 | Gitarama | Mbazi | 674 | Butare | | | |
| Mukarange | 5 044 | Byumba | Nyabisindu | 669 | Butare | | | |
| Runda | 4 780 | Gitarama | Kayonza | 633 | Kibungo | | | |

Zaire - Bukavu - Origine des populations réfugiées





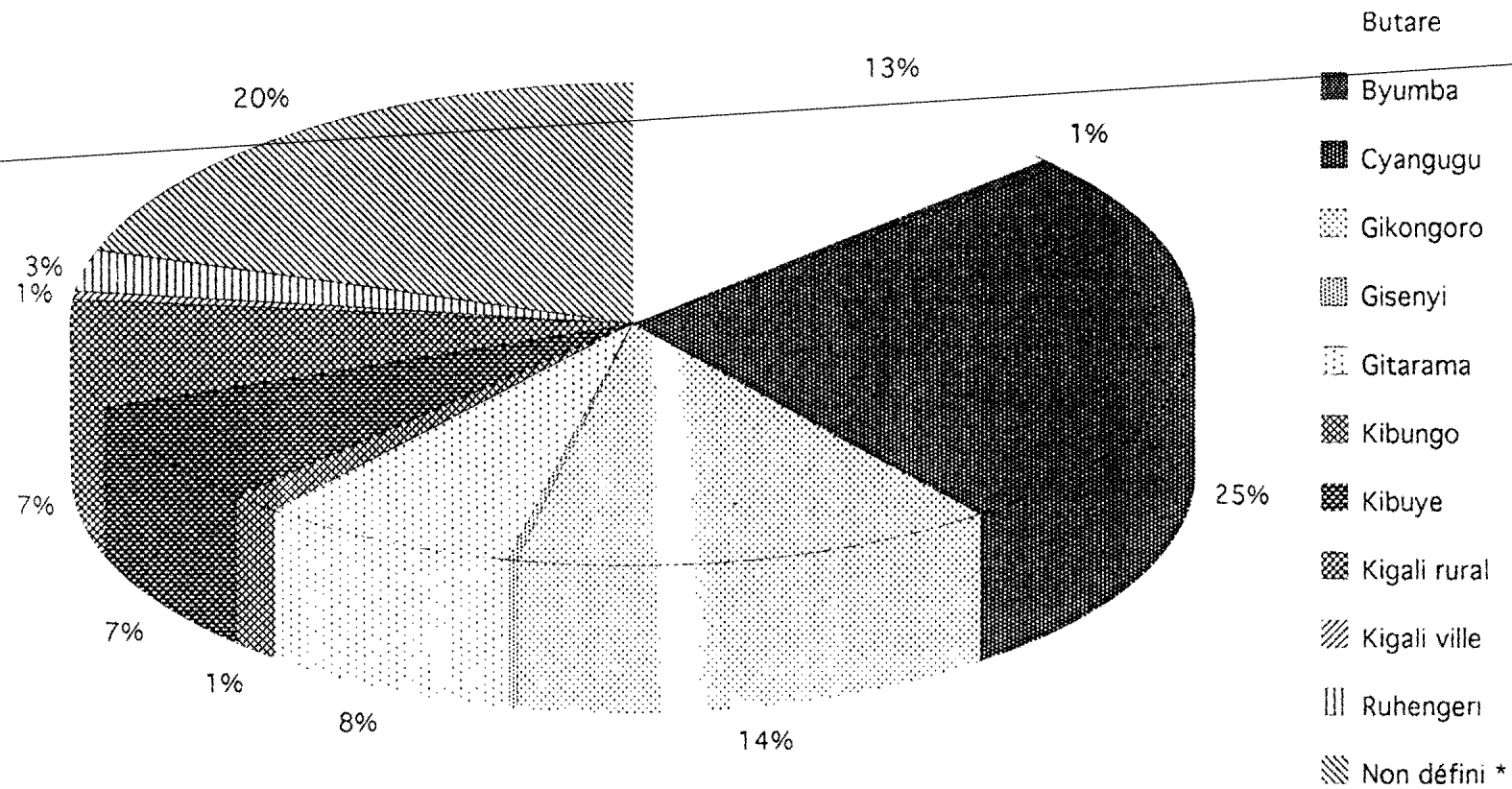
Communes d'origine des populations
 réfugiées au Zaïre - BUKAVU

17.sept.95 - Sources: ECHO - UNHCR

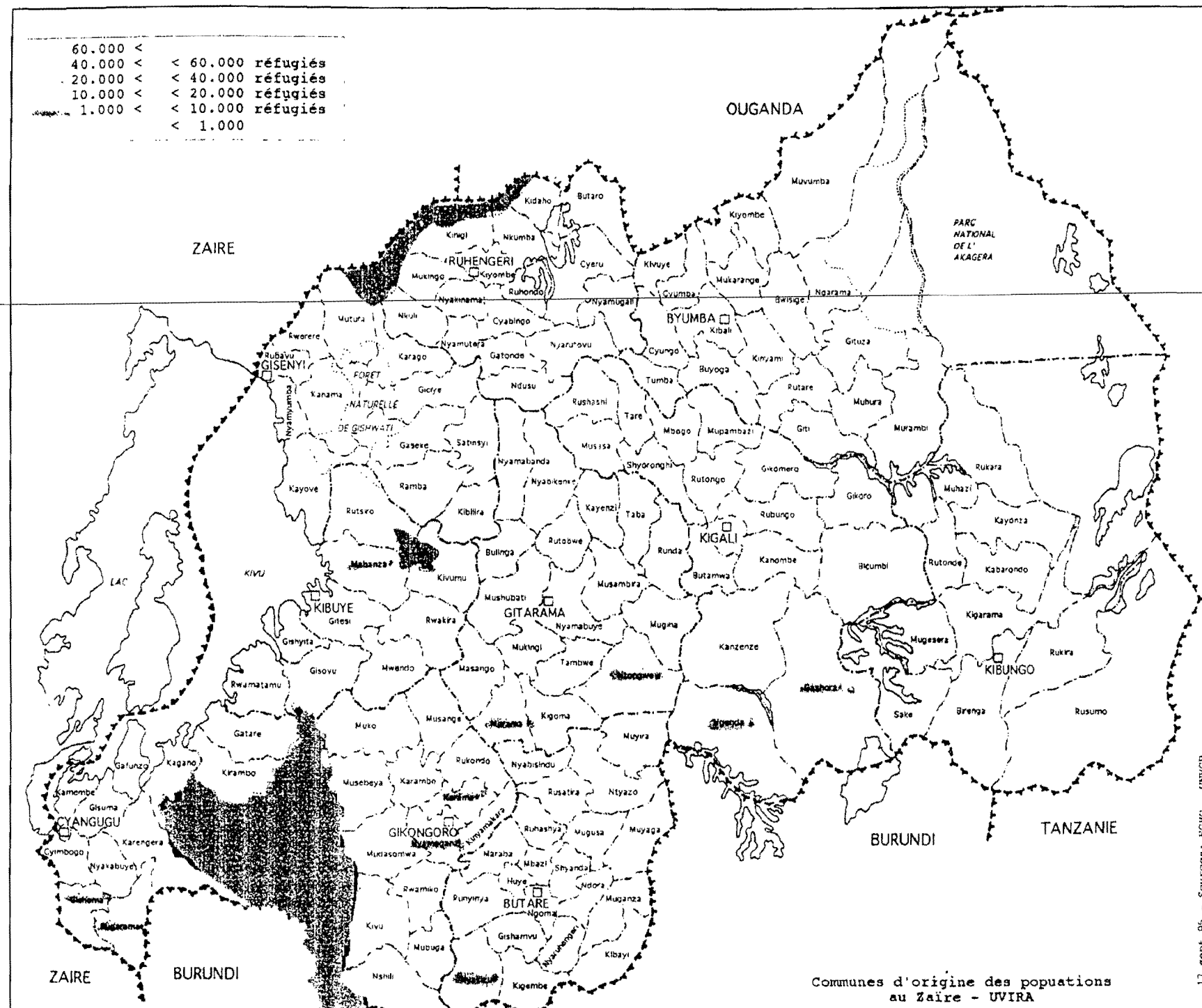
Pays: ZAIRE - BUKAVU

| | | | | | | |
|--------------|--------|--------------|------------|-----------|------------|--------------|
| Cymbogo | 12 661 | Cyangugu | Mugusa | Butare | Nyabikenke | Gitarama |
| Gishyita | 8 935 | Kibuye | Muyaga | Butare | Nyamabuye | Gitarama |
| Rwamatamu | 6 852 | Kibuye | Ndora | Butare | Runda | Gitarama |
| Gafunzo | 6 724 | Cyangugu | Ntyazo | Butare | Rutobwe | Gitarama |
| Gitesi | 6 532 | Kibuye | Nyabisindu | Butare | Birenga | Kibungo |
| Kamembe | 5 672 | Cyangugu | Nyakizu | Butare | Kabarondo | Kibungo |
| Kayove | 5 546 | Gisenyi | Ruhashya | Butare | Kayonza | Kibungo |
| Mabanza | 5 067 | Kibuye | Runyinya | Butare | Mugesera | Kibungo |
| Karama | 3 671 | Gikongoro | Shyanda | Butare | Muhazi | Kibungo |
| Gisuma | 3 271 | Cyangugu | Buyoga | Byumba | Rukara | Kibungo |
| Kagano | 3 219 | Cyangugu | Bwisige | Byumba | Rukira | Kibungo |
| Gisovu | 3 005 | Kibuye | Cyumba | Byumba | Rusumo | Kibungo |
| Gatare | 2 852 | Cyangugu | Cyungo | Byumba | Rutonde | Kibungo |
| Kinyamakara | 2 754 | Gikongoro | Giti | Byumba | Sake | Kibungo |
| Gishoma | 2 661 | Cyangugu | Gituza | Byumba | Butamwa | Kigali Rural |
| Nyamagabe | 2 304 | Gikongoro | Kibali | Byumba | Gikomero | Kigali Rural |
| Rukondo | 2 274 | Gikongoro | Kinyami | Byumba | Gikoro | Kigali Rural |
| Ngenda | 995 | Kigali Rural | Kivuye | Byumba | Kanombe | Kigali Rural |
| Rutsiro | 989 | Kibuye | Kiyombe | Byumba | Kanzenze | Kigali Rural |
| Bwakira | 684 | Kibuye | Muhura | Byumba | Mbogo | Kigali Rural |
| Kivumu | 681 | Kibuye | Mukarange | Byumba | Mugambazi | Kigali Rural |
| Nyaruhengeri | 656 | Butare | Murambi | Byumba | Musasa | Kigali Rural |
| Kirambo | 595 | Cyangugu | Muvumba | Byumba | Rubungo | Kigali Rural |
| Ramba | 507 | Gisenyi | Ngarama | Byumba | Rushashi | Kigali Rural |
| Nyakabuye | 478 | Cyangugu | Rutare | Byumba | Rutongo | Kigali Rural |
| Nyakabanda | 427 | Gitarama | Tumba | Byumba | Shyorongi | Kigali Rural |
| Ntongwe | 385 | Gitarama | Bugarama | Cyangugu | Tare | Kigali Rural |
| Ngoma | 343 | Butare | Karambo | Gikongoro | Kacyiru | Kigali ville |
| Gashora | 321 | Kigali Rural | Kivu | Gikongoro | Kicukiro | Kigali ville |
| Muyira | 320 | Butare | Mugasombwa | Gikongoro | Butaro | Ruhengeri |
| Nyamyumba | 304 | Gisenyi | Muko | Gikongoro | Cyabingo | Ruhengeri |
| Mwendo | 280 | Kibuye | Musange | Gikongoro | Cyeru | Ruhengeri |
| Bicumbi | 260 | Kigali Rural | Musebeya | Gikongoro | Gatonde | Ruhengeri |
| Satinsyi | 230 | Gisenyi | Rwamiko | Gikongoro | Kidaho | Ruhengeri |
| Taba | 203 | Gitarama | Gaseke | Gisenyi | Kigombe | Ruhengeri |
| Huye | 169 | Butare | Giciye | Gisenyi | Kinigi | Ruhengeri |
| Murama | 169 | Gitarama | Kanama | Gisenyi | Mukingo | Ruhengeri |
| Kigarama | 169 | Kibungo | Karogo | Gisenyi | Ndusu | Ruhengeri |
| Nshili | 135 | Gikongoro | Kibilira | Gisenyi | Nkuli | Ruhengeri |
| Nyarugenge | 122 | Kigali ville | Mutura | Gisenyi | Nkumba | Ruhengeri |
| Karengera | 62 | Cyangugu | Rubavu | Gisenyi | Nyakinama | Ruhengeri |
| Rusatira | 61 | Butare | Rwerere | Gisenyi | Nyamugali | Ruhengeri |
| Gishamvu | 52 | Butare | Bulinga | Gitarama | Nyamutera | Ruhengeri |
| Tambwe | 52 | Gitarama | Kayanzi | Gitarama | Nyarutovu | Ruhengeri |
| Mubunga | 23 | Gikongoro | Kigoma | Gitarama | Ruhondo | Ruhengeri |
| Kibayi | | Butare | Masango | Gitarama | | |
| Kigembe | | Butare | Mugina | Gitarama | | |
| Maraba | | Butare | Mukingi | Gitarama | | |
| Mbazi | | Butare | Musambira | Gitarama | | |
| Muganza | | Butare | Mushubati | Gitarama | | |

Zaire - Uvira - Origine des réfugiés



| | |
|----------|-------------------|
| 60.000 < | < 60.000 réfugiés |
| 40.000 < | < 40.000 réfugiés |
| 20.000 < | < 20.000 réfugiés |
| 10.000 < | < 10.000 réfugiés |
| 1.000 < | < 1.000 |



Pays:

ZAIRE - UVIRA

| | | |
|-------------|-------|--------------|
| Bugarama | 9 831 | Cyangugu |
| Gishoma | 2 995 | Cyangugu |
| Ngenda | 2 925 | Kigali Rural |
| Karama | 1 592 | Gikongoro |
| Nyakizu | 1 340 | Butare |
| Ntongwe | 1 230 | Gitarama |
| Mabanza | 1 209 | Kibuye |
| Nyamagabe | 1 030 | Gikongoro |
| Murama | 1 030 | Gitarama |
| Gashora | 1 001 | Kigali Rural |
| Nyakabuye | 993 | Cyangugu |
| Rukondo | 929 | Gikongoro |
| Ntyazo | 872 | Butare |
| Kinyamakara | 858 | Gikongoro |
| Rusatira | 750 | Butare |
| Gitesi | 749 | Kibuye |
| Mubunga | 741 | Gikongoro |
| Muyira | 699 | Butare |
| Karengera | 651 | Cyangugu |
| Nshili | 644 | Gikongoro |
| Nyabisindu | 618 | Butare |
| Gisuma | 616 | Cyangugu |
| Ngoma | 591 | Butare |
| Mugasombwa | 563 | Gikongoro |
| Gisovu | 547 | Kibuye |
| Musange | 542 | Gikongoro |
| Runyinya | 534 | Butare |
| Muko | 529 | Gikongoro |
| Masango | 520 | Gitarama |
| Kigoma | 516 | Gitarama |
| Karambo | 509 | Gikongoro |
| Gishyita | 509 | Kibuye |
| Mwendo | 473 | Kibuye |
| Sake | 435 | Kibungo |
| Kigembe | 434 | Butare |
| Rwamatamu | 433 | Kibuye |
| Maraba | 431 | Butare |
| Cyimbogo | 431 | Cyangugu |
| Nyarugenge | 413 | Kigali ville |
| Huye | 394 | Butare |
| Rwamiko | 389 | Gikongoro |
| Musebeya | 387 | Gikongoro |
| Kamembe | 386 | Cyangugu |
| Gishamvu | 359 | Butare |
| Ruhashya | 338 | Butare |
| Bulinga | 324 | Gitarama |
| Tambwe | 322 | Gitarama |
| Mugusa | 309 | Butare |
| Kivu | 294 | Gikongoro |
| Gatare | 283 | Cyangugu |

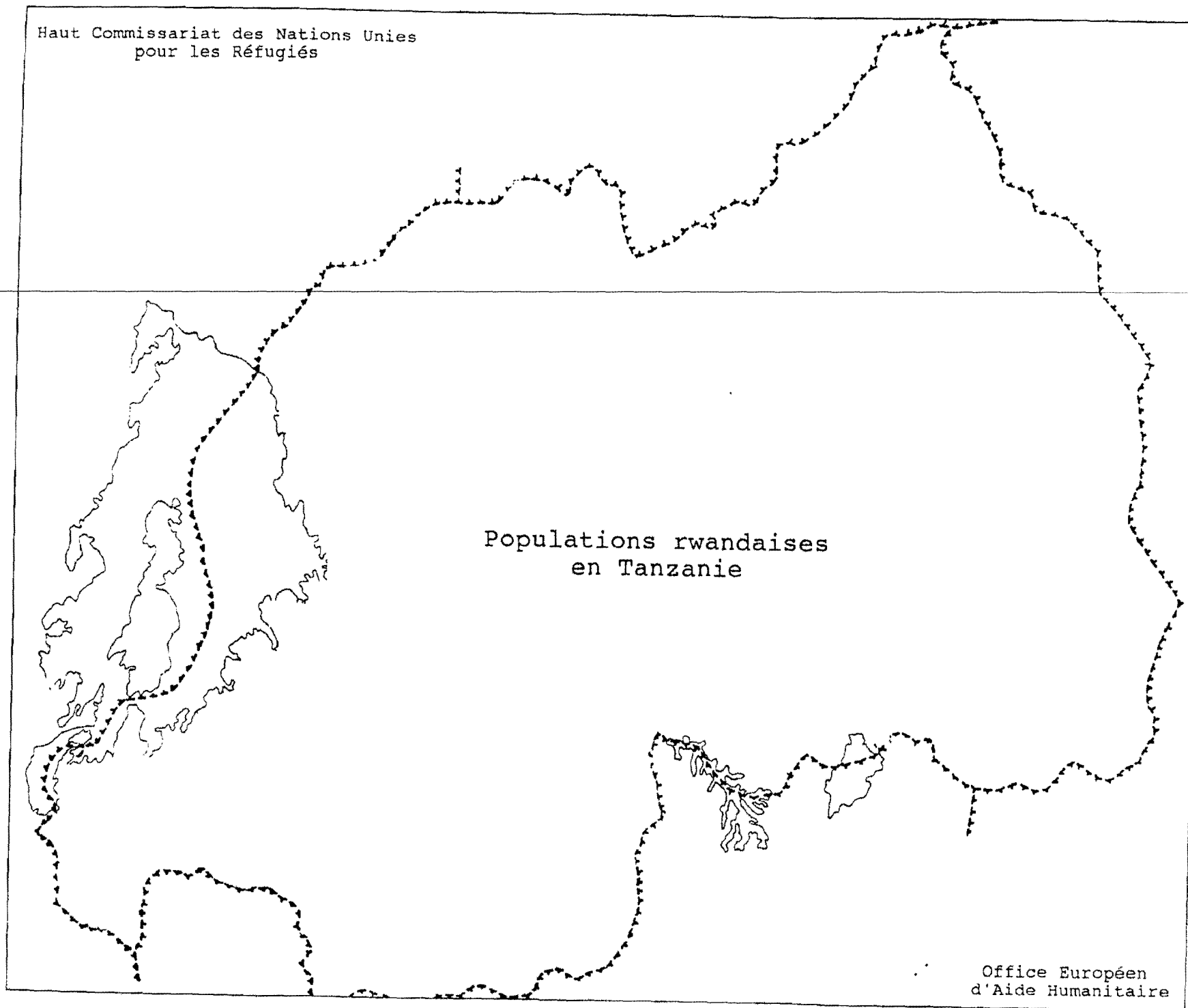
| | | |
|--------------|-----|--------------|
| Mbazi | 282 | Butare |
| Nyamabuye | 266 | Gitarama |
| Kanzenze | 256 | Kigali Rural |
| Bwakira | 246 | Kibuye |
| Gafunzo | 240 | Cyangugu |
| Shyanda | 239 | Butare |
| Kivumu | 239 | Kibuye |
| Mukingi | 183 | Gitarama |
| Kagano | 150 | Cyangugu |
| Mugina | 143 | Gitarama |
| Mushubati | 136 | Gitarama |
| Kirambo | 128 | Cyangugu |
| Nyaruhengeri | 93 | Butare |
| Muyaga | 90 | Butare |
| Kigarama | 77 | Kibungo |
| Tumba | 75 | Byumba |
| Runda | 67 | Gitarama |
| Rusumo | 67 | Kibungo |
| Bicumbi | 63 | Kigali Rural |
| Kayonza | 57 | Kibungo |
| Kibayi | 56 | Butare |
| Nyamutera | 55 | Ruhengeri |
| Kanombe | 50 | Kigali Rural |
| Muganza | 49 | Butare |
| Muvumba | 49 | Byumba |
| Kibilira | 49 | Gisenyi |
| Mugesera | 48 | Kibungo |
| Musambira | 47 | Gitarama |
| Muhazi | 47 | Kibungo |
| Rutonde | 47 | Kibungo |
| Nyamugali | 45 | Ruhengeri |
| Ndora | 44 | Butare |
| Rutsiro | 42 | Kibuye |
| Nyamyumba | 39 | Gisenyi |
| Buyoga | 38 | Byumba |
| Butamwa | 38 | Kigali Rural |
| Rushashi | 36 | Kigali Rural |
| Kinyami | 33 | Byumba |
| Kivuye | 32 | Byumba |
| Murambi | 32 | Byumba |
| Rubavu | 32 | Gisenyi |
| Rubungo | 32 | Kigali Rural |
| Mukingo | 32 | Ruhengeri |
| Ruhondo | 32 | Ruhengeri |
| Kayove | 31 | Gisenyi |
| Birenga | 29 | Kibungo |
| Cyumba | 28 | Byumba |
| Ngarama | 28 | Byumba |
| Kayanzi | 28 | Gitarama |
| Nyabikenke | 28 | Gitarama |

| | | |
|------------|----|--------------|
| Cyeru | 27 | Ruhengeri |
| Tare | 25 | Kigali Rural |
| Kibali | 24 | Byumba |
| Kanama | 24 | Gisenyi |
| Rutobwe | 23 | Gitarama |
| Bwisige | 22 | Byumba |
| Ramba | 22 | Gisenyi |
| Butaro | 21 | Ruhengeri |
| Kidaho | 21 | Ruhengeri |
| Kabarondo | 20 | Kibungo |
| Musasa | 20 | Kigali Rural |
| Nyakinama | 20 | Ruhengeri |
| Karogo | 19 | Gisenyi |
| Gatonde | 19 | Ruhengeri |
| Taba | 18 | Gitarama |
| Gikoro | 18 | Kigali Rural |
| Rutongo | 18 | Kigali Rural |
| Kiyombe | 17 | Byumba |
| Satinsyi | 17 | Gisenyi |
| Mugambazi | 17 | Kigali Rural |
| Kigombe | 17 | Ruhengeri |
| Gituza | 16 | Byumba |
| Cyabingo | 16 | Ruhengeri |
| Kinigi | 16 | Ruhengeri |
| Mukarange | 15 | Byumba |
| Shyorongi | 15 | Kigali Rural |
| Nkuli | 14 | Ruhengeri |
| Cyungo | 13 | Byumba |
| Giciye | 13 | Gisenyi |
| Muhura | 12 | Byumba |
| Mutura | 12 | Gisenyi |
| Nyakabanda | 12 | Gitarama |
| Rukara | 12 | Kibungo |
| Rukira | 11 | Kibungo |
| Nkumba | 10 | Ruhengeri |
| Gikomero | 8 | Kigali Rural |
| Giti | 6 | Byumba |
| Rutare | 6 | Byumba |
| Mbogo | 5 | Kigali Rural |
| Nyarutovu | 5 | Ruhengeri |
| Rwerere | 4 | Gisenyi |
| Ndusu | 2 | Ruhengeri |
| Gaseke | | Gisenyi |
| Kacyiru | | Kigali ville |
| Kicukiro | | Kigali ville |

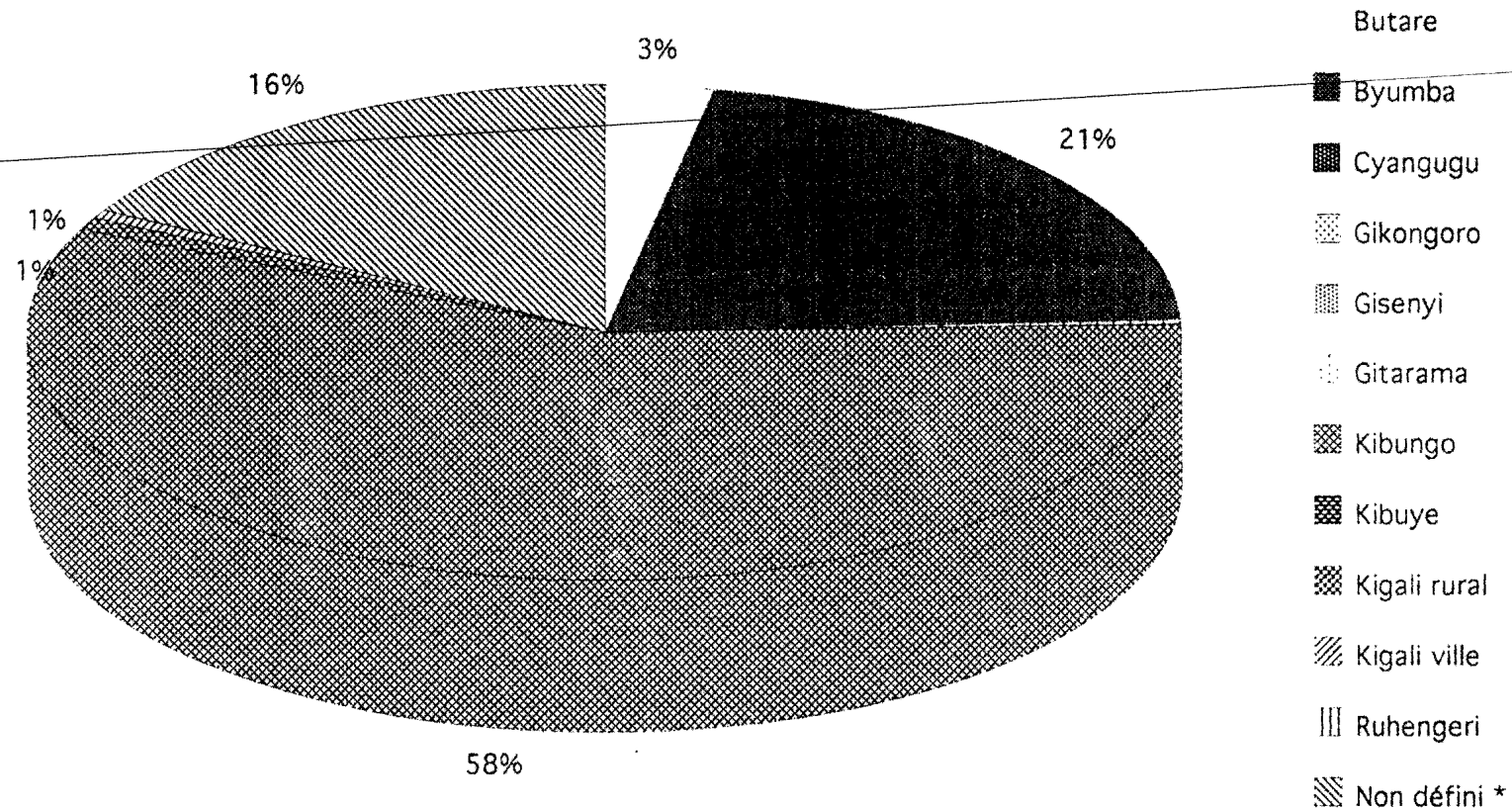
Haut Commissariat des Nations Unies
pour les Réfugiés

Populations rwandaises
en Tanzanie


Office Européen
d'Aide Humanitaire

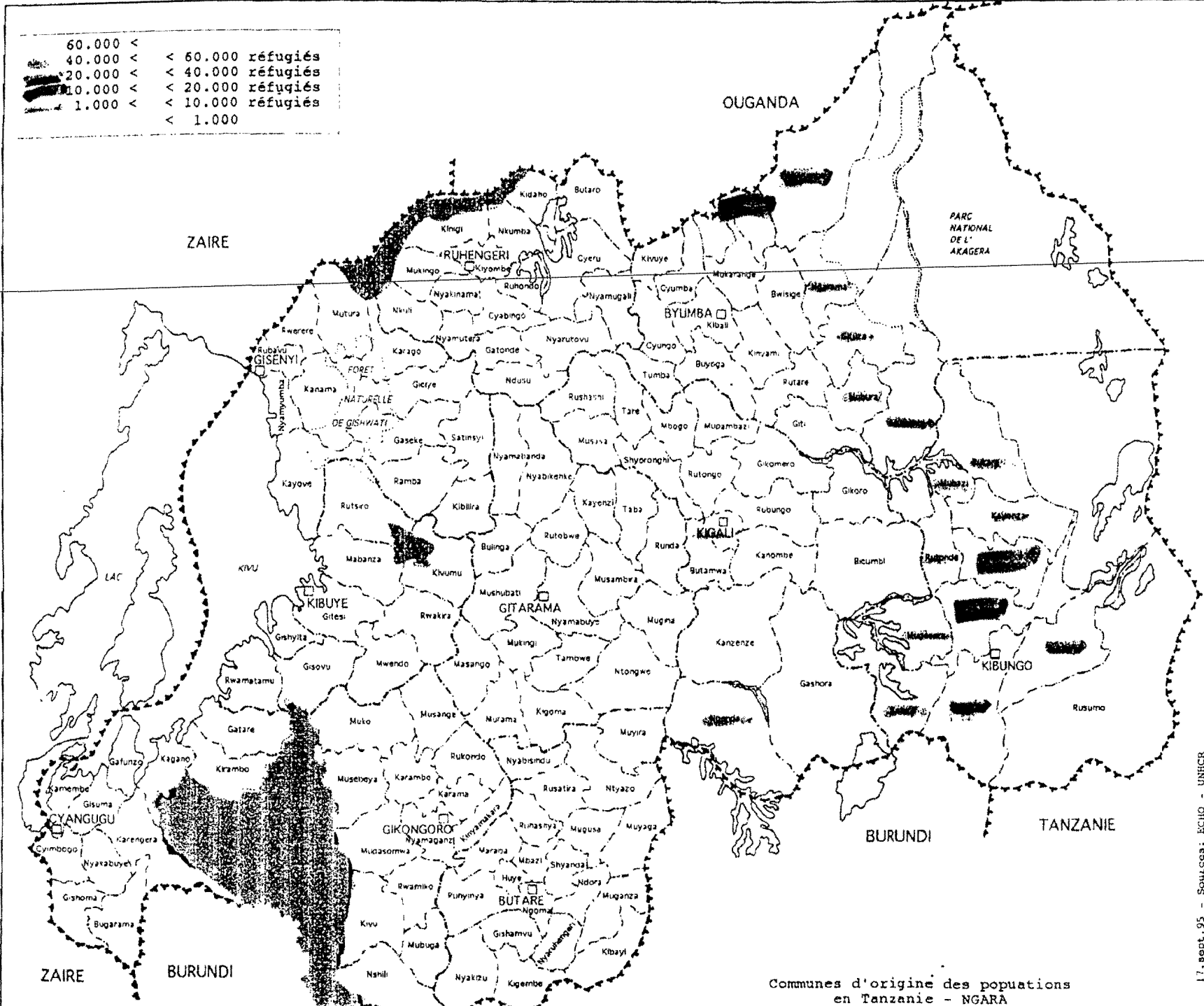



Tanzanie - Origine des populations réfugiées



Tanzanie - Ngara - Origine des populations réfugiées





Communes d'origine des populations en Tanzanie - NGARA

17.sept.95 - Sources: ECHO - UNHCR

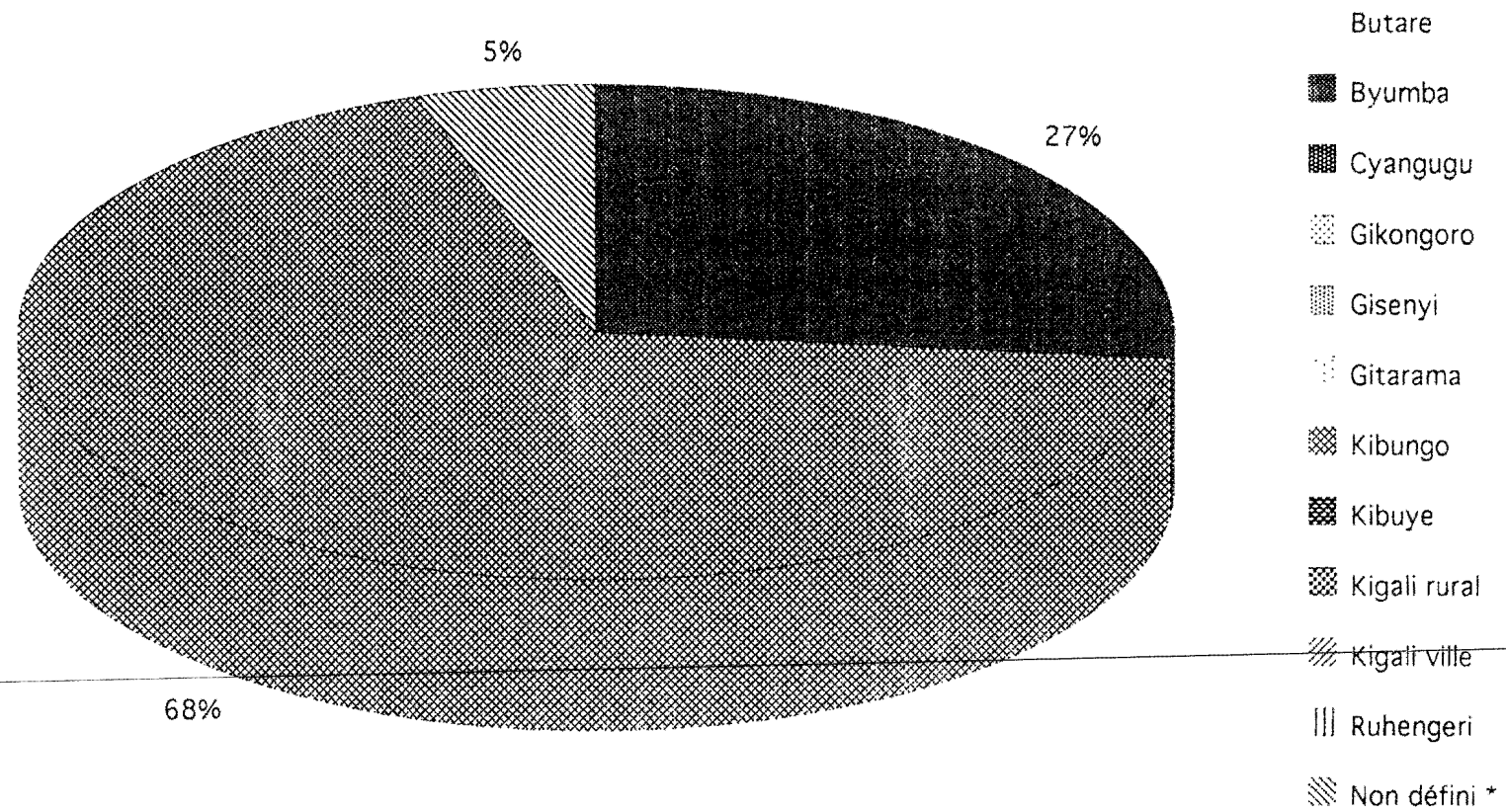
| | | |
|--------------|---------|--------------|
| Rusumo | 106 910 | Kibungo |
| Birenga | 31 495 | Kibungo |
| Muvumba | 31 173 | Byumba |
| Rukira | 28 849 | Kibungo |
| Murambi | 25 448 | Byumba |
| Kigarama | 19 036 | Kibungo |
| Kabarondo | 10 847 | Kibungo |
| Kiyombe | 10 120 | Byumba |
| Rukara | 8 443 | Kibungo |
| Kayonza | 6 326 | Kibungo |
| Ngenda | 6 187 | Kigali Rural |
| Rutonde | 5 828 | Kibungo |
| Gituza | 5 731 | Byumba |
| Mugesera | 5 649 | Kibungo |
| Sake | 5 600 | Kibungo |
| Ngarama | 5 257 | Byumba |
| Nyarugenge | 3 196 | Kigali ville |
| Muhazi | 1 962 | Kibungo |
| Muhura | 1 815 | Byumba |
| Kivuye | 889 | Byumba |
| Mukarange | 458 | Byumba |
| Bwisige | 382 | Byumba |
| Ngoma | | Butare |
| Shyanda | | Butare |
| Mbazi | | Butare |
| Nyabisindu | | Butare |
| Nyakizu | | Butare |
| Rusatira | | Butare |
| Runyinya | | Butare |
| Maraba | | Butare |
| Kigembe | | Butare |
| Gishamvu | | Butare |
| Nyaruhengeri | | Butare |
| Ruhashya | | Butare |
| Ndora | | Butare |
| Kibayi | | Butare |
| Muyira | | Butare |
| Ntyazo | | Butare |
| Muganza | | Butare |
| Muyaga | | Butare |
| Huye | | Butare |
| Mugusa | | Butare |
| Buyoga | | Byumba |
| Cyumba | | Byumba |
| Cyungo | | Byumba |
| Giti | | Byumba |
| Kibali | | Byumba |
| Kinyami | | Byumba |
| Rutare | | Byumba |
| Tumba | | Byumba |

Bugarama
Cymbogo
Gafunzo
Gatare
Gishoma
Gisuma
Kagano
Kamembe
Karengera
Kirambo
Nyakabuye
Karama
Karambo
Kinyamakara
Kivu
Mubunga
Mugasombwa
Muko
Musange
Musebeya
Nshili
Nyamagabe
Rukondo
Rwamiko
Gaseke
Giciye
Kanama
Karogo
Kayove
Kibilira
Mutura
Nyamyumba
Ramba
Rubavu
Rwerere
Satinsyi
Bulinga
Kayanzi
Kigoma
Masango
Mugina
Mukingi
Murama
Musambira
Mushubati
Ntongwe
Nyabikenke
Nyakabanda
Nyamabuye
Runda

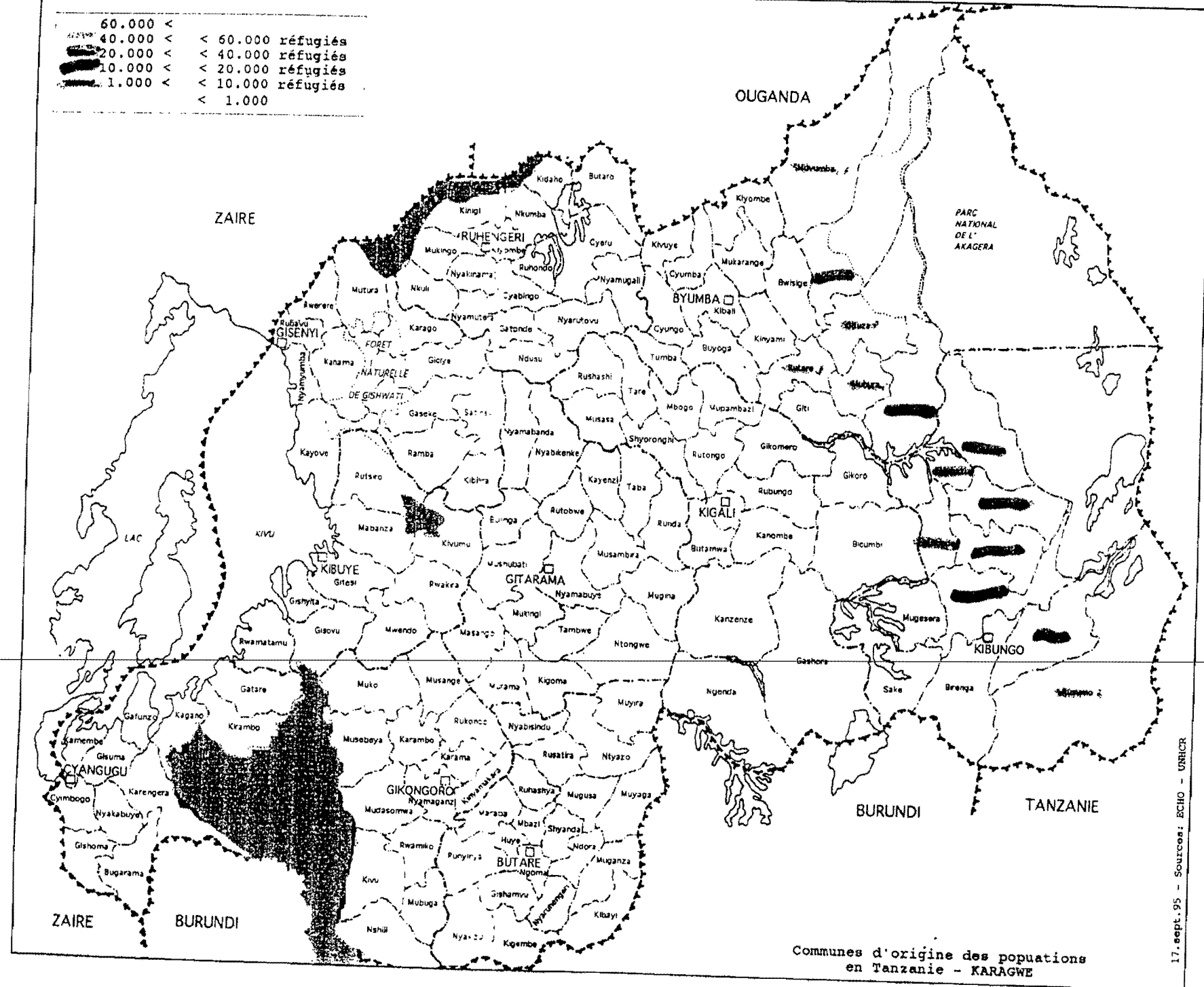
[illegible]

| | |
|-----------|--------------|
| Rutobwe | Gitarama |
| Taba | Gitarama |
| Tambwe | Gitarama |
| Bwakira | Kibuye |
| Gishyita | Kibuye |
| Gisovu | Kibuye |
| Gitesi | Kibuye |
| Kivumu | Kibuye |
| Mabanza | Kibuye |
| Mwendo | Kibuye |
| Rutsiro | Kibuye |
| Rwamatamu | Kibuye |
| Bicumbi | Kigali Rura |
| Butamwa | Kigali Rura |
| Gashora | Kigali Rural |
| Gikomero | Kigali Rural |
| Gikoro | Kigali Rural |
| Kanombe | Kigali Rural |
| Kanzenze | Kigali Rural |
| Mbogo | Kigali Rural |
| Mugambazi | Kigali Rural |
| Musasa | Kigali Rural |
| Rubungo | Kigali Rural |
| Rushashi | Kigali Rural |
| Rutongo | Kigali Rural |
| Shyorongi | Kigali Rural |
| Tare | Kigali Rural |
| Kacyiru | Kigali ville |
| Kicukiro | Kigali ville |
| Butaro | Ruhengeri |
| Cyabingo | Ruhengeri |
| Cyeru | Ruhengeri |
| Gatonde | Ruhengeri |
| Kidaho | Ruhengeri |
| Kigombe | Ruhengeri |
| Kinigi | Ruhengeri |
| Mukingo | Ruhengeri |
| Ndusu | Ruhengeri |
| Nkuli | Ruhengeri |
| Nkumba | Ruhengeri |
| Nyakinama | Ruhengeri |
| Nyamugali | Ruhengeri |
| Nyamutera | Ruhengeri |
| Nyarutovu | Ruhengeri |
| Ruhondo | Ruhengeri |

Tanzanie - Karagwe - Origine des populations réfugiées



| | |
|----------|-------------------|
| 60.000 < | |
| 40.000 < | < 60.000 réfugiés |
| 20.000 < | < 40.000 réfugiés |
| 10.000 < | < 20.000 réfugiés |
| 1.000 < | < 10.000 réfugiés |
| < 1.000 | |



Communes d'origine des populations
en Tanzanie - KARAGWE

Pays: TANZANIE - KARAGWE

| | | | | | | |
|------------|--------|--------------|--------------|-----------|------------|--------------|
| Rukara | 30 717 | Kibungo | Nyakizu | Butare | Mukingi | Gitarama |
| Kayonza | 26 422 | Kibungo | Nyaruhengeri | Butare | Murama | Gitarama |
| Murambi | 19 952 | Byumba | Ruhashya | Butare | Musambira | Gitarama |
| Kigarama | 19 167 | Kibungo | Runyinya | Butare | Mushubati | Gitarama |
| Kabarondo | 15 175 | Kibungo | Rusatira | Butare | Ntongwe | Gitarama |
| Rukira | 14 558 | Kibungo | Shyanda | Butare | Nyabikenke | Gitarama |
| Ngarama | 11 639 | Byumba | Bwisige | Byumba | Nyakabanda | Gitarama |
| Gituza | 3 764 | Byumba | Cyungo | Byumba | Nyamabuye | Gitarama |
| Muvumba | 3 148 | Byumba | Kivuye | Byumba | Runda | Gitarama |
| Rusumo | 3 115 | Kibungo | Tumba | Byumba | Rutobwe | Gitarama |
| Rutare | 2 845 | Byumba | Bugarama | Cyangugu | Taba | Gitarama |
| Muhura | 2 211 | Byumba | Cymbogo | Cyangugu | Tambwe | Gitarama |
| Muhazi | 1 564 | Kibungo | Gafunzo | Cyangugu | Mugesera | Kibungo |
| Rutonde | 1 036 | Kibungo | Gatare | Cyangugu | Sake | Kibungo |
| Birenga | 550 | Kibungo | Gishoma | Cyangugu | Bwakira | Kibuye |
| Kiyombe | 312 | Byumba | Gisuma | Cyangugu | Gishyita | Kibuye |
| Giti | 297 | Byumba | Kagano | Cyangugu | Gisovu | Kibuye |
| Gikoro | 49 | Kigali Rural | Kamembe | Cyangugu | Gitesi | Kibuye |
| Cyeru | 24 | Ruhengeri | Karengera | Cyangugu | Kivumu | Kibuye |
| Gikomero | 20 | Kigali Rural | Kirambo | Cyangugu | Mabanza | Kibuye |
| Buyoga | 13 | Byumba | Nyakabuye | Cyangugu | Mwendo | Kibuye |
| Rushashi | 9 | Kigali Rural | Karama | Gikongoro | Rutsiro | Kibuye |
| Kinyami | 8 | Byumba | Kinyamakara | Gikongoro | Rwamatamu | Kibuye |
| Karambo | 6 | Gikongoro | Kivu | Gikongoro | Butamwa | Kigali Rural |
| Kidaho | 6 | Ruhengeri | Mubunga | Gikongoro | Kanombe | Kigali Rural |
| Gashora | 6 | Kigali Rural | Mugasombwa | Gikongoro | Mbogo | Kigali Rural |
| Bicumbi | 5 | Kigali Rural | Muko | Gikongoro | Musasa | Kigali Rural |
| Mugambazi | 5 | Kigali Rural | Musange | Gikongoro | Rubungo | Kigali Rural |
| Kacyiru | 5 | Kigali ville | Musebeya | Gikongoro | Rutongo | Kigali Rural |
| Kibali | 4 | Byumba | Nshili | Gikongoro | Shyorongi | Kigali Rural |
| Kanzenze | 4 | Kigali Rural | Nyamagabe | Gikongoro | Tare | Kigali Rural |
| Ngenda | 4 | Kigali Rural | Rukondo | Gikongoro | Kicukiro | Kigali ville |
| Nyamugali | 4 | Ruhengeri | Rwamiko | Gikongoro | Butaro | Ruhengeri |
| Cyumba | 2 | Byumba | Gaseke | Gisenyi | Cyabingo | Ruhengeri |
| Nyarugenge | 2 | Kigali ville | Giciye | Gisenyi | Gatonde | Ruhengeri |
| Nyabisindu | 1 | Butare | Kanama | Gisenyi | Kigombe | Ruhengeri |
| Mukarange | | Byumba | Karogo | Gisenyi | Kinigi | Ruhengeri |
| Gishamvu | | Butare | Kayove | Gisenyi | Mukingo | Ruhengeri |
| Huye | | Butare | Kibilira | Gisenyi | Ndusu | Ruhengeri |
| Kibayi | | Butare | Mutura | Gisenyi | Nkuli | Ruhengeri |
| Kigembe | | Butare | Nyamyumba | Gisenyi | Nkumba | Ruhengeri |
| Maraba | | Butare | Ramba | Gisenyi | Nyakinama | Ruhengeri |
| Mbazi | | Butare | Rubavu | Gisenyi | Nyamutera | Ruhengeri |
| Muganza | | Butare | Rwerere | Gisenyi | Nyarutovu | Ruhengeri |
| Mugusa | | Butare | Satinsyi | Gisenyi | Ruhondo | Ruhengeri |
| Muyaga | | Butare | Bulinga | Gitarama | | |
| Muyira | | Butare | Kayanzi | Gitarama | | |
| Ndora | | Butare | Kigoma | Gitarama | | |
| Ngoma | | Butare | Masango | Gitarama | | |
| Ntyazo | | Butare | Mugina | Gitarama | | |

Haut Commissariat des Nations Unies
pour les Réfugiés

Fiches I.O.C. de trois des plus
importantes communes pour
le rapatriement

Office Européen
d'Aide Humanitaire

Commune: RUSUMO

Prefecture: KIBUNGO

12-May-95

Complete: ☒ yes

Population: ☒

Based on IOC questionnaire (June 95) and Kibungo MILOB report March 95. With a pre-war population of 110.000 and current population of 62.000 the Bourgmestre has indicated that this commune can still receive many people

Activite
Economique
Economic
Activities: ☒

Agriculture: ☒

Fertile land. This commune is one of the richest and most productive (esp. bananas) in the prefecture. Tanzania and Uganda returnees have brought in cattle. Lack of veterinary drugs. Agricultural assistance (seeds and agricultural implements) needed.

Eau Water: ☐

No drinking water

Habitat: ☐

25% of houses destroyed, 20% damaged. No NGO assistance. Construction materials available (cement 3000 FRW/bag, sheeting 2000 FRW/a piece, nails 700 FRW/kg, logs 200 FRW/a piece)

Sante Health: ☐

Insufficient material, personnel, drugs. Not enough health centers. Four non-operational nutrition centers in Kirehe, Nyamugari, Nyarubuye, Nasho

Commune: RUSUMO

Prefecture: KIBUNGO

12-May-95

Enfants/
Children:

No center, 1800 orphans No NGO assistance

Education:

☒

15 schools in 19 are operational 18 teachers (insufficient, unqualified) Need for school materials and equipment

Infra Structure

☒

Poor roads and bridges No electricity

Security:

☒

Previous incursions from Tanzania have stopped. The prosecutor's office is operational The Magistrate's office is working. The "Magistrature assise" is not working Protection concerns

Administration:

22 commune staf (all posts filled except for the magistrate) Lack of office furniture and transport No communication.

Proje(c)t(s) Details:

UNDP (office equipment and vehicles to local administration). Twinning with Mainz-Bingen (Germany) AgroAction Allemande (food), transit center, health - rehabilitation of 5 dispensaries), IRC (water), AEF and AFRICARE (health), AIDE et ACTION and UNICEF (education) 4 associations.

Commune: RUSUMO

Prefecture: KIBUNGO

12-May-95

Enquête Agriculture Survey

Fertilité des Terres \ Land Fertility:

Bien

Complete: ☒

No. Bétail \ Animals:

0

No. Vaches \ Cattle:

30000

Vivres \ Food Distribution

| Distributeur: | Freq/month: | Kg/per: | Description: | Vuln. Only: |
|---------------|-------------|---------|--------------|--------------------------|
| AAA | 0 | 0 | | <input type="checkbox"/> |

Distribution

ONGWGO

☒ Local Govt

Agriculture Surface \ Area:

40000

Hectares

Total Surface \ Area:

91000

Hectares

Semences Disponibilit \ Seeds Available:

☐

1st Semence \ Seed Donor:

AGRO ACTION ALLEMANDE

2nd Semence \ Seed Donor:

AFRICARE

Semence \ Seed Quality:

Semence \ Seed Quantité

No. Houses \ Hoes per famille \ family:

0

Autre Equipment agricole \ Other agricultural tools:

Proportion Agriculteurs \ Landworkers:

45

%

Proportion Eleveurs \ Cattleworkers:

15

%

Litiges des Terres \ Land Disputes:

☒

Auto-suffisance Alimentaire \ Agriculture self sufficiency:

☐

Agriculture Commercial \ Commercial agriculture:

☐

Produit Agricoles \ Major Crops:

BEANS

MAIZE

PEAS

Commune: RUSUMO

Prefecture: KIBUNGO

12-May-95

Enquête Education Survey

Complete: ☒

No. Ecoles/Schools: 15

No. Elèves/Pupils: 0

No. Enseignants/Teachers: 138

Etat des Bâiments/Buildings State:



Bon/G
ood



Endommagé/
Some damage



Très Endommagé
Serious Damage

Sufficient Matériel Didactique/Teaching Materials: ☐

1^{re} Agence d'Assistance Principale
Assisting Agency:

UNITED NATIONS CHILDREN EDUCATION FUND

Autre Agence d'Assistance Other
Assisting Agency:

AIDE ET ACTION

Problème(s): teachers are not qualified

RUSUMO

Commune: BIRENGA

Prefecture: KIBUNGO

12-May-95

Enfants:
Children:

Education:

Infra Structure

Security:

Administration:

Proj(e)cts Details:

UNDP (office equipment and vehicles to local administration). IRC and AFRICARE (water)

Commune: BIRENGA

Prefecture: KIBUNGO

12-May-95

Enquête Agriculture Survey

Fertilité des Terres / Land Fertility:

Complete: ☐

No. Bétail / Animals: 0

No. Vaches / Cattle: 0

Vivres / Food Distribution

Distribution:

ONGWGO

☒ Local Govt

Agriculture Surface / Area: 0 Hectares

Total Surface / Area: 29700 Hectares

Semences Disponibles / Seeds Available: ☐

1st Semence / Seed Donor:

NONE

2nd Semence / Seed Donor:

NONE

Semence / Seed Quality:

Semence / Seed Quantité:

No. Houes / Hoes per famille / family: 0

Autre Equipement agricole / Other agricultural tools:

Proportion Agriculteurs / Landworkers: 0 %

Proportion Eleveurs / Cattleworkers: %

Litiges des Terres / Land Disputes: ☐

Auto-suffisance Alimentaire / Agriculture self sufficiency: ☐

Agriculture Commercial / Commercial agriculture: ☐

Produit Agricoles / Major Crops:

Commune: BIRENGA

Prefecture: KIBUNGO

12-May-95

Enquête Education Survey

Complete: ☐

No. Ecoles/Schools:

No. Elèves/Pupils:

No. Enseignants/Teachers:

Etat des Bâiments/Bldings State: ☐ Bon/Good ☐ Endommagé/Some damage ☐ Très Endommagé/Serious Damage

Sufficient Matériel Didactique/Teaching Materials: ☐

| | | |
|--|----------------------|------|
| 1 ^{re} Agence d'Assistance Principale/Assisting Agency: | <input type="text"/> | NONE |
| Autre Agence d'Assistance Other Assisting Agency: | <input type="text"/> | NONE |

Problem(e)s:

Commune: RUKIRA

Prefecture: KIBUNGO

12-May-95

Complete: ☒ yes

Population: ☒

Based on UNREO report and IOC questionnaire (June 95)

Activite
Economique
Economic
Activities

☒

Poor economic structures, one economic center. Mulundi, which could be improved by some kind of support to develop the market.

Agriculture: ☒

Urgent need for agricultural tools. More seeds are needed and cooperatives and associations require assistance by an NGO specialized in community development. Tanzania and Uganda returnees have brought in cattle

Eau Water:

Severely destructed water system. LWF does repairs, but lack of materials (pipes). Poor quality water causes disease.

Habitat:

NGO-assistance needed. 50 to 60% of houses either partially or completely destroyed. (numbers and lists are being compiled)

Sante Health:

Two clinics in Rukira and Mulindi (IMC supplies) and third clinic in Nyamugali (AEF). No immunisation programme yet, lack of electricity to preserve vaccines. 6% of children are malnourished (lack of protein)

Questions About the Communes

Recent review of available commune information has revealed some statistics which seem particularly suspect. These are detailed below by prefecture.

Butare

Muyira - The database indicates that there are 22,655 IDPs living in this commune. This would mean that 87% of the population of the commune consists of people who come from somewhere else in the country. Probably this number refers to the number of IDPs that returned to the commune after the camps closed in Gikongoro last April, but it could also refer to genocide survivors who fled their homes during the genocide last year. Other communes where unusual concentrations of IDPs are reported are listed below:

Ngoma - 18,578 IDPs reported.

Nyakizu - 18,691 IDPs.

Runyinya - 11,400 IDPs.

Other unusual numbers in Butare Prefecture are:

Ngoma - 6737 old caseload returnees (59ers).

Gishamvu - 9852 new caseload returnees.

It would be extremely helpful if these statistics could be investigated and confirmed or clarified.

Byumba

In Buyoga Commune it is reported that there are 10,000 new caseload returnees. It is possible that this is a mistake, and that they actually refer to old caseload returnees.

Also in Byumba we have received total population figures from two different sources that are widely different. From the ECHO report we have 308,335, and from the WFP report we have 720,000.

Kigali

Kanzenze Commune is reported to have received 21,570 old caseload returnees.

These may be new caseload or returned IDPs.

Kigali Ville - The population figure for Kigali Ville in the ECHO report is 187 417, which seems unusually low.

Ruhengeri

In Butaro Commune 27,410 new caseload returnees are reported. This figure suggests that 47% of the current population is returnee. If this is true, if they were willing to return to their homes, then the big question is why the twenty thousand refugees from Butaro in the camps don't come back. Other communes with unusually high returnee statistics are:

Nkuli Commune 22,398 new caseload returnees, 50% of the total commune population.

Nyamatera - 21,619 new caseload, 54% of the population.

Kigomba - 37,097 new caseload, 71% of current population.

Also in Ruhengeri we have two widely different total population figures, 810,445 from the ECHO report, and from WFP 675,000.

Questions About the Communes

Recent review of available commune information has revealed some statistics which seem particularly suspect. These are detailed below by prefecture.

Butare

Muyira - The database indicates that there are 22,655 IDPs living in this commune. This would mean that 87% of the population of the commune consists of people who come from somewhere else in the country. Probably this number refers to the number of IDPs that returned to the commune after the camps closed in Gikongoro last April, but it could also refer to genocide survivors who fled their homes during the genocide last year. Other communes where unusual concentrations of IDPs are reported are listed below:

Ngoma - 18,578 IDPs reported.

Nyakizu - 18,691 IDPs.

Runyinya - 11,400 IDPs.

Other unusual numbers in Butare Prefecture are:

Ngoma - 6737 old caseload returnees (59ers).

Gishamvu - 9852 new caseload returnees.

It would be extremely helpful if these statistics could be investigated and confirmed or clarified.

Byumba

In Buyoga Commune it is reported that there are 10,000 new caseload returnees. It is possible that this is a mistake, and that they actually refer to old caseload returnees.

Also in Byumba we have received total population figures from two different sources that are widely different. From the ECHO report we have 308,335, and from the WFP report we have 720,000.

Kigali

Kanzenze Commune is reported to have received 21,570 old caseload returnees.

These may be new caseload or returned IDPs.

Kigali Ville - The population figure for Kigali Ville in the ECHO report is 187 417, which seems unusually low.

Ruhengeri

In Butaro Commune 27,410 new caseload returnees are reported. This figure suggests that 47% of the current population is returnee. If this is true, if they were willing to return to their homes, then the big question is why the twenty thousand refugees from Butaro in the camps don't come back. Other communes with unusually high returnee statistics are:

Nkuli Commune 22,398 new caseload returnees, 50% of the total commune population.

Nyamatera - 21,619 new caseload, 54% of the population.

Kigomba - 37,097 new caseload, 71% of current population.

Also in Ruhengeri we have two widely different total population figures, 810,445 from the ECHO report, and from WFP 675,000.

Questions About the Communes

Recent review of available commune information has revealed some statistics which seem particularly suspect. These are detailed below by prefecture.

Butare

Muyira - The database indicates that there are 22,655 IDPs living in this commune. This would mean that 87% of the population of the commune consists of people who come from somewhere else in the country. Probably this number refers to the number of IDPs that returned to the commune after the camps closed in Gikongoro last April, but it could also refer to genocide survivors who fled their homes during the genocide last year. Other communes where unusual concentrations of IDPs are reported are listed below:

Ngoma - 18,578 IDPs reported.

Nyakizu - 18,691 IDPs.

Runyinya - 11,400 IDPs.

Other unusual numbers in Butare Prefecture are:

Ngoma - 6737 old caseload returnees (59ers).

Gishamvu - 9852 new caseload returnees.

It would be extremely helpful if these statistics could be investigated and confirmed or clarified.

Byumba

In Buyoga Commune it is reported that there are 10,000 new caseload returnees. It is possible that this is a mistake, and that they actually refer to old caseload returnees.

Also in Byumba we have received total population figures from two different sources that are widely different. From the ECHO report we have 308,335, and from the WFP report we have 720,000.

Kigali

Kanzenze Commune is reported to have received 21,570 old caseload returnees. These may be new caseload or returned IDPs.

Kigali Ville - The population figure for Kigali Ville in the ECHO report is 187 417, which seems unusually low.

Ruhengeri

In Butaro Commune 27,410 new caseload returnees are reported. This figure suggests that 47% of the current population is returnee. If this is true, if they were willing to return to their homes, then the big question is why the twenty thousand refugees from Butaro in the camps don't come back. Other communes with unusually high returnee statistics are:

Nkuli Commune 22,398 new caseload returnees, 50% of the total commune population.

Nyamatera - 21,619 new caseload, 54% of the population.

Kigomba - 37,097 new caseload, 71% of current population.

Also in Ruhengeri we have two widely different total population figures, 810,445 from the ECHO report, and from WFP 675,000.

Questions About the Communes

Recent review of available commune information has revealed some statistics which seem particularly suspect. These are detailed below by prefecture.

Butare

Muyira - The database indicates that there are 22,655 IDPs living in this commune. This would mean that 87% of the population of the commune consists of people who come from somewhere else in the country. Probably this number refers to the number of IDPs that returned to the commune after the camps closed in Gikongoro last April, but it could also refer to genocide survivors who fled their homes during the genocide last year. Other communes where unusual concentrations of IDPs are reported are listed below:

Ngoma - 18,578 IDPs reported.

Nyakizu - 18,691 IDPs.

Runyinya - 11,400 IDPs.

Other unusual numbers in Butare Prefecture are:

Ngoma - 6737 old caseload returnees (59ers).

Gishamvu - 9852 new caseload returnees.

It would be extremely helpful if these statistics could be investigated and confirmed or clarified.

Byumba

In Buyoga Commune it is reported that there are 10,000 new caseload returnees. It is possible that this is a mistake, and that they actually refer to old caseload returnees.

Also in Byumba we have received total population figures from two different sources that are widely different. From the ECHO report we have 308,335, and from the WFP report we have 720,000.

Kigali

Kanzenze Commune is reported to have received 21,570 old caseload returnees. These may be new caseload or returned IDPs.

Kigali Ville - The population figure for Kigali Ville in the ECHO report is 187 417, which seems unusually low.

Ruhengeri

In Butaro Commune 27,410 new caseload returnees are reported. This figure suggests that 47% of the current population is returnee. If this is true, if they were willing to return to their homes, then the big question is why the twenty thousand refugees from Butaro in the camps don't come back. Other communes with unusually high returnee statistics are:

Nkuli Commune 22,398 new caseload returnees, 50% of the total commune population.

Nyamatera - 21,619 new caseload, 54% of the population.

Kigomba - 37,097 new caseload, 71% of current population.

Also in Ruhengeri we have two widely different total population figures, 810,445 from the ECHO report, and from WFP 675,000.

Questions About the Communes

Recent review of available commune information has revealed some statistics which seem particularly suspect. These are detailed below by prefecture.

Butare

Muyira - The database indicates that there are 22,655 IDPs living in this commune. This would mean that 87% of the population of the commune consists of people who come from somewhere else in the country. Probably this number refers to the number of IDPs that returned to the commune after the camps closed in Gikongoro last April, but it could also refer to genocide survivors who fled their homes during the genocide last year. Other communes where unusual concentrations of IDPs are reported are listed below:

Ngoma - 18,578 IDPs reported.

Nyakizu - 18,691 IDPs.

Runyinya - 11,400 IDPs.

Other unusual numbers in Butare Prefecture are:

Ngoma - 6737 old caseload returnees (59ers).

Gishamvu - 9852 new caseload returnees.

It would be extremely helpful if these statistics could be investigated and confirmed or clarified.

Byumba

In Buyoga Commune it is reported that there are 10,000 new caseload returnees. It is possible that this is a mistake, and that they actually refer to old caseload returnees.

Also in Byumba we have received total population figures from two different sources that are widely different. From the ECHO report we have 308,335, and from the WFP report we have 720,000.

Kigali

Kanzenze Commune is reported to have received 21,570 old caseload returnees. These may be new caseload or returned IDPs.

Kigali Ville - The population figure for Kigali Ville in the ECHO report is 187 417, which seems unusually low.

Ruhengeri

In Butaro Commune 27,410 new caseload returnees are reported. This figure suggests that 47% of the current population is returnee. If this is true, if they were willing to return to their homes, then the big question is why the twenty thousand refugees from Butaro in the camps don't come back. Other communes with unusually high returnee statistics are:

Nkuli Commune 22,398 new caseload returnees, 50% of the total commune population.

Nyamatera - 21,619 new caseload, 54% of the population.

Kigomba - 37,097 new caseload, 71% of current population.

Also in Ruhengeri we have two widely different total population figures, 810,445 from the ECHO report, and from WFP 675,000.

Questions About the Communes

Recent review of available commune information has revealed some statistics which seem particularly suspect. These are detailed below by prefecture.

Butare

Muyira - The database indicates that there are 22,655 IDPs living in this commune. This would mean that 87% of the population of the commune consists of people who come from somewhere else in the country. Probably this number refers to the number of IDPs that returned to the commune after the camps closed in Gikongoro last April, but it could also refer to genocide survivors who fled their homes during the genocide last year. Other communes where unusual concentrations of IDPs are reported are listed below:

Ngoma - 18,578 IDPs reported.

Nyakizu - 18,691 IDPs.

Runyinya - 11,400 IDPs.

Other unusual numbers in Butare Prefecture are:

Ngoma - 6737 old caseload returnees (59ers).

Gishamvu - 9852 new caseload returnees.

It would be extremely helpful if these statistics could be investigated and confirmed or clarified.

Byumba

In Buyoga Commune it is reported that there are 10,000 new caseload returnees. It is possible that this is a mistake, and that they actually refer to old caseload returnees.

Also in Byumba we have received total population figures from two different sources that are widely different. From the ECHO report we have 308,335, and from the WFP report we have 720,000.

Kigali

Kanzenze Commune is reported to have received 21,570 old caseload returnees. These may be new caseload or returned IDPs.

Kigali Ville - The population figure for Kigali Ville in the ECHO report is 187 417, which seems unusually low.

Ruhengeri

In Butaro Commune 27,410 new caseload returnees are reported. This figure suggests that 47% of the current population is returnee. If this is true, if they were willing to return to their homes, then the big question is why the twenty thousand refugees from Butaro in the camps don't come back. Other communes with unusually high returnee statistics are:

Nkuli Commune 22,398 new caseload returnees, 50% of the total commune population.

Nyamatera - 21,619 new caseload, 54% of the population.

Kigomba - 37,097 new caseload, 71% of current population.

Also in Ruhengeri we have two widely different total population figures, 810,445 from the ECHO report, and from WFP 675,000.

Questions About the Communes

Recent review of available commune information has revealed some statistics which seem particularly suspect. These are detailed below by prefecture.

Butare

Muyira - The database indicates that there are 22,655 IDPs living in this commune. This would mean that 87% of the population of the commune consists of people who come from somewhere else in the country. Probably this number refers to the number of IDPs that returned to the commune after the camps closed in Gikongoro last April, but it could also refer to genocide survivors who fled their homes during the genocide last year. Other communes where unusual concentrations of IDPs are reported are listed below:

Ngoma - 18,578 IDPs reported.

Nyakizu - 18,691 IDPs.

Runyinya - 11,400 IDPs.

Other unusual numbers in Butare Prefecture are:

Ngoma - 6737 old caseload returnees (59ers).

Gishamvu - 9852 new caseload returnees.

It would be extremely helpful if these statistics could be investigated and confirmed or clarified.

Byumba

In Buyoga Commune it is reported that there are 10,000 new caseload returnees. It is possible that this is a mistake, and that they actually refer to old caseload returnees.

Also in Byumba we have received total population figures from two different sources that are widely different. From the ECHO report we have 308,335, and from the WFP report we have 720,000.

Kigali

Kanzenze Commune is reported to have received 21,570 old caseload returnees.

These may be new caseload or returned IDPs.

Kigali Ville - The population figure for Kigali Ville in the ECHO report is 187 417, which seems unusually low.

Ruhengeri

In Butaro Commune 27,410 new caseload returnees are reported. This figure suggests that 47% of the current population is returnee. If this is true, if they were willing to return to their homes, then the big question is why the twenty thousand refugees from Butaro in the camps don't come back. Other communes with unusually high returnee statistics are:

Nkuli Commune 22,398 new caseload returnees, 50% of the total commune population.

Nyamatera - 21,619 new caseload, 54% of the population.

Kigomba - 37,097 new caseload, 71% of current population.

Also in Ruhengeri we have two widely different total population figures, 810,445 from the ECHO report, and from WFP 675,000.

Questions About the Communes

Recent review of available commune information has revealed some statistics which seem particularly suspect. These are detailed below by prefecture.

Butare

Muyira - The database indicates that there are 22,655 IDPs living in this commune. This would mean that 87% of the population of the commune consists of people who come from somewhere else in the country. Probably this number refers to the number of IDPs that returned to the commune after the camps closed in Gikongoro last April, but it could also refer to genocide survivors who fled their homes during the genocide last year. Other communes where unusual concentrations of IDPs are reported are listed below:

Ngoma - 18,578 IDPs reported.

Nyakizu - 18,691 IDPs.

Runyinya - 11,400 IDPs.

Other unusual numbers in Butare Prefecture are:

Ngoma - 6737 old caseload returnees (59ers).

Gishamvu - 9852 new caseload returnees.

It would be extremely helpful if these statistics could be investigated and confirmed or clarified.

Byumba

In Buyoga Commune it is reported that there are 10,000 new caseload returnees. It is possible that this is a mistake, and that they actually refer to old caseload returnees.

Also in Byumba we have received total population figures from two different sources that are widely different. From the ECHO report we have 308,335, and from the WFP report we have 720,000.

Kigali

Kanzenze Commune is reported to have received 21,570 old caseload returnees. These may be new caseload or returned IDPs.

Kigali Ville - The population figure for Kigali Ville in the ECHO report is 187 417, which seems unusually low.

Ruhengeri

In Butaro Commune 27,410 new caseload returnees are reported. This figure suggests that 47% of the current population is returnee. If this is true, if they were willing to return to their homes, then the big question is why the twenty thousand refugees from Butaro in the camps don't come back. Other communes with unusually high returnee statistics are:

Nkuli Commune 22,398 new caseload returnees, 50% of the total commune population.

Nyamatera - 21,619 new caseload, 54% of the population.

Kigomba - 37,097 new caseload, 71% of current population.

Also in Ruhengeri we have two widely different total population figures, 810,445 from the ECHO report, and from WFP 675,000.

Questions About the Communes

Recent review of available commune information has revealed some statistics which seem particularly suspect. These are detailed below by prefecture.

Butare

Muyira - The database indicates that there are 22,655 IDPs living in this commune. This would mean that 87% of the population of the commune consists of people who come from somewhere else in the country. Probably this number refers to the number of IDPs that returned to the commune after the camps closed in Gikongoro last April, but it could also refer to genocide survivors who fled their homes during the genocide last year. Other communes where unusual concentrations of IDPs are reported are listed below:

Ngoma - 18,578 IDPs reported.

Nyakizu - 18,691 IDPs.

Runyinya - 11,400 IDPs.

Other unusual numbers in Butare Prefecture are:

Ngoma - 6737 old caseload returnees (59ers).

Gishamvu - 9852 new caseload returnees.

It would be extremely helpful if these statistics could be investigated and confirmed or clarified.

Byumba

In Buyoga Commune it is reported that there are 10,000 new caseload returnees. It is possible that this is a mistake, and that they actually refer to old caseload returnees.

Also in Byumba we have received total population figures from two different sources that are widely different. From the ECHO report we have 308,335, and from the WFP report we have 720,000.

Kigali

Kanzenze Commune is reported to have received 21,570 old caseload returnees. These may be new caseload or returned IDPs.

Kigali Ville - The population figure for Kigali Ville in the ECHO report is 187 417, which seems unusually low.

Ruhengeri

In Butaro Commune 27,410 new caseload returnees are reported. This figure suggests that 47% of the current population is returnee. If this is true, if they were willing to return to their homes, then the big question is why the twenty thousand refugees from Butaro in the camps don't come back. Other communes with unusually high returnee statistics are:

Nkuli Commune 22,398 new caseload returnees, 50% of the total commune population.

Nyamatera - 21,619 new caseload, 54% of the population.

Kigomba - 37,097 new caseload, 71% of current population.

Also in Ruhengeri we have two widely different total population figures, 810,445 from the ECHO report, and from WFP 675,000.

Questions About the Communes

Recent review of available commune information has revealed some statistics which seem particularly suspect. These are detailed below by prefecture.

Butare

Muyira - The database indicates that there are 22,655 IDPs living in this commune. This would mean that 87% of the population of the commune consists of people who come from somewhere else in the country. Probably this number refers to the number of IDPs that returned to the commune after the camps closed in Gikongoro last April, but it could also refer to genocide survivors who fled their homes during the genocide last year. Other communes where unusual concentrations of IDPs are reported are listed below:

Ngoma - 18,578 IDPs reported.

Nyakizu - 18,691 IDPs.

Runyinya - 11,400 IDPs.

Other unusual numbers in Butare Prefecture are:

Ngoma - 6737 old caseload returnees (59ers).

Gishamvu - 9852 new caseload returnees.

It would be extremely helpful if these statistics could be investigated and confirmed or clarified.

Byumba

In Buyoga Commune it is reported that there are 10,000 new caseload returnees. It is possible that this is a mistake, and that they actually refer to old caseload returnees.

Also in Byumba we have received total population figures from two different sources that are widely different. From the ECHO report we have 308,335, and from the WFP report we have 720,000.

Kigali

Kanzenze Commune is reported to have received 21,570 old caseload returnees. These may be new caseload or returned IDPs.

Kigali Ville - The population figure for Kigali Ville in the ECHO report is 187 417, which seems unusually low.

Ruhengeri

In Butaro Commune 27,410 new caseload returnees are reported. This figure suggests that 47% of the current population is returnee. If this is true, if they were willing to return to their homes, then the big question is why the twenty thousand refugees from Butaro in the camps don't come back. Other communes with unusually high returnee statistics are:

Nkuli Commune 22,398 new caseload returnees, 50% of the total commune population.

Nyamatera - 21,619 new caseload, 54% of the population.

Kigomba - 37,097 new caseload, 71% of current population.

Also in Ruhengeri we have two widely different total population figures, 810,445 from the ECHO report, and from WFP 675,000.

Questions About the Communes

Recent review of available commune information has revealed some statistics which seem particularly suspect. These are detailed below by prefecture.

Butare

Muyira - The database indicates that there are 22,655 IDPs living in this commune. This would mean that 87% of the population of the commune consists of people who come from somewhere else in the country. Probably this number refers to the number of IDPs that returned to the commune after the camps closed in Gikongoro last April, but it could also refer to genocide survivors who fled their homes during the genocide last year. Other communes where unusual concentrations of IDPs are reported are listed below:

Ngoma - 18,578 IDPs reported.

Nyakizu - 18,691 IDPs.

Runyinya - 11,400 IDPs.

Other unusual numbers in Butare Prefecture are:

Ngoma - 6737 old caseload returnees (59ers).

Gishamvu - 9852 new caseload returnees.

It would be extremely helpful if these statistics could be investigated and confirmed or clarified.

Byumba

In Buyoga Commune it is reported that there are 10,000 new caseload returnees. It is possible that this is a mistake, and that they actually refer to old caseload returnees.

Also in Byumba we have received total population figures from two different sources that are widely different. From the ECHO report we have 308,335, and from the WFP report we have 720,000.

Kigali

Kanzenze Commune is reported to have received 21,570 old caseload returnees. These may be new caseload or returned IDPs.

Kigali Ville - The population figure for Kigali Ville in the ECHO report is 187 417, which seems unusually low.

Ruhengeri

In Butaro Commune 27,410 new caseload returnees are reported. This figure suggests that 47% of the current population is returnee. If this is true, if they were willing to return to their homes, then the big question is why the twenty thousand refugees from Butaro in the camps don't come back. Other communes with unusually high returnee statistics are:

Nkuli Commune 22,398 new caseload returnees, 50% of the total commune population.

Nyamatera - 21,619 new caseload, 54% of the population.

Kigomba - 37,097 new caseload, 71% of current population.

Also in Ruhengeri we have two widely different total population figures, 810,445 from the ECHO report, and from WFP 675,000.

Questions About the Communes

Recent review of available commune information has revealed some statistics which seem particularly suspect. These are detailed below by prefecture.

Butare

Muyira - The database indicates that there are 22,655 IDPs living in this commune. This would mean that 87% of the population of the commune consists of people who come from somewhere else in the country. Probably this number refers to the number of IDPs that returned to the commune after the camps closed in Gikongoro last April, but it could also refer to genocide survivors who fled their homes during the genocide last year. Other communes where unusual concentrations of IDPs are reported are listed below:

Ngoma - 18,578 IDPs reported.

Nyakizu - 18,691 IDPs.

Runyinya - 11,400 IDPs.

Other unusual numbers in Butare Prefecture are:

Ngoma - 6737 old caseload returnees (59ers).

Gishamvu - 9852 new caseload returnees.

It would be extremely helpful if these statistics could be investigated and confirmed or clarified.

Byumba

In Buyoga Commune it is reported that there are 10,000 new caseload returnees. It is possible that this is a mistake, and that they actually refer to old caseload returnees.

Also in Byumba we have received total population figures from two different sources that are widely different. From the ECHO report we have 308,335, and from the WFP report we have 720,000.

Kigali

Kanzenze Commune is reported to have received 21,570 old caseload returnees. These may be new caseload or returned IDPs.

Kigali Ville - The population figure for Kigali Ville in the ECHO report is 187 417, which seems unusually low.

Ruhengeri

In Butaro Commune 27,410 new caseload returnees are reported. This figure suggests that 47% of the current population is returnee. If this is true, if they were willing to return to their homes, then the big question is why the twenty thousand refugees from Butaro in the camps don't come back. Other communes with unusually high returnee statistics are:

Nkuli Commune 22,398 new caseload returnees, 50% of the total commune population.

Nyamatera - 21,619 new caseload, 54% of the population.

Kigomba - 37,097 new caseload, 71% of current population.

Also in Ruhengeri we have two widely different total population figures, 810,445 from the ECHO report, and from WFP 675,000.

Questions About the Communes

Recent review of available commune information has revealed some statistics which seem particularly suspect. These are detailed below by prefecture.

Butare

Muyira - The database indicates that there are 22,655 IDPs living in this commune. This would mean that 87% of the population of the commune consists of people who come from somewhere else in the country. Probably this number refers to the number of IDPs that returned to the commune after the camps closed in Gikongoro last April, but it could also refer to genocide survivors who fled their homes during the genocide last year. Other communes where unusual concentrations of IDPs are reported are listed below:

Ngoma - 18,578 IDPs reported.

Nyakizu - 18,691 IDPs.

Runyinya - 11,400 IDPs.

Other unusual numbers in Butare Prefecture are:

Ngoma - 6737 old caseload returnees (59ers).

Gishamvu - 9852 new caseload returnees.

It would be extremely helpful if these statistics could be investigated and confirmed or clarified.

Byumba

In Buyoga Commune it is reported that there are 10,000 new caseload returnees. It is possible that this is a mistake, and that they actually refer to old caseload returnees.

Also in Byumba we have received total population figures from two different sources that are widely different. From the ECHO report we have 308,335, and from the WFP report we have 720,000.

Kigali

Kanzenze Commune is reported to have received 21,570 old caseload returnees. These may be new caseload or returned IDPs.

Kigali Ville - The population figure for Kigali Ville in the ECHO report is 187 417, which seems unusually low.

Ruhengeri

In Butaro Commune 27,410 new caseload returnees are reported. This figure suggests that 47% of the current population is returnee. If this is true, if they were willing to return to their homes, then the big question is why the twenty thousand refugees from Butaro in the camps don't come back. Other communes with unusually high returnee statistics are:

Nkuli Commune 22,398 new caseload returnees, 50% of the total commune population.

Nyamatera - 21,619 new caseload, 54% of the population.

Kigomba - 37,097 new caseload, 71% of current population.

Also in Ruhengeri we have two widely different total population figures, 810,445 from the ECHO report, and from WFP 675,000.

Commune Population Sheet

There are still more than one and a half million Rwandan refugees living in Tanzania, Burundi, and Zaire. To prepare for their return accurate population information is essential, yet at present much of the available population data is contradictory or incomplete. If the enclosed sheet can be updated with the most accurate information presently available it would be of tremendous help to the humanitarian community in planning for the return of the refugees, and in setting other development priorities. An explanation of the population sheet follows.

Each prefecture has a separate sheet divided into six columns. The first column lists the prefecture and is the same for each row. The second column lists the individual communes.

The third column is titled "Curr Population", meaning current population. This column should be filled with the current total population for each commune. This figure should be available from the commune bourgemestre's office. Population in the communes may be counted on an irregular basis. It is not essential, but if possible, please try to determine the date that the population information was collected by the bourgemestre's office and note it next to the population figure.

The fourth column is titled "Old Caseload". Caseload is a UNHCR term for refugees that they support or monitor. When we speak of "old caseload refugees" we are referring to refugees who left Rwanda before the large exodus caused by last years genocide. Most of the old caseload left Rwanda between 1959 and 1963, when the Tutsi dominated colonial government gave way to a Hutu dominated independent Rwanda. Thus the old caseload returning to Rwanda are Tutsi, coming mainly from Uganda, Burundi, and Zaire. Many were actually born outside Rwanda.

The fifth column is titled "New Caseload". The new caseload are refugees who fled Rwanda last year as the RPA advanced. They are the Hutu living in the camps in Zaire, Tanzania, and Burundi. Returned IDPs, that is IDPs who were living in the camps in Gikongoro prior to their closure in April 1995 and have since returned to their commune of origin, should also be included in the new caseload figures.

The sixth column is titled "IDP". IDP stands for "internally displaced person". An IDP is a person who has left his home to seek refuge in another part of the country. In essence, the only difference between an IDP and a refugee is that the IDP has not crossed a border. This distinction may seem minor, and in some ways it is, but it does make a difference in the rights a person has under international law. There are two major types of IDPs in Rwanda, those who fled their home to escape the genocide (commonly referred to as rescapes, or genocide survivors), and those who fled their homes in fear of retribution for the genocide (the Hutu).

At present there are no IDPs still living in camps, but there might be many who are living in abandoned houses, or with relatives, among the general population. Many Tutsi are understandably afraid to return to the areas where their families were killed and have moved for protection into cities and towns. IDPs are considered one of the most vulnerable groups in society and are a particular concern of the humanitarian community.

This column should not include returned IDPs, only people living in the commune who come from somewhere else. These numbers may be very small in some communes, and unavailable in others. If possible, please try to differentiate between rescapes and other IDPs.

Refugee Movement Form

On the back of each Commune Population Form is a suggested format for keeping track of returnee arrivals in the commune. OCL stands for old caseload, and NCL stands for new caseload.

Commune Population Sheet

There are still more than one and a half million Rwandan refugees living in Tanzania, Burundi, and Zaire. To prepare for their return accurate population information is essential, yet at present much of the available population data is contradictory or incomplete. If the enclosed sheet can be updated with the most accurate information presently available it would be of tremendous help to the humanitarian community in planning for the return of the refugees, and in setting other development priorities. An explanation of the population sheet follows.

Each prefecture has a separate sheet divided into six columns. The first column lists the prefecture and is the same for each row. The second column lists the individual communes.

The third column is titled "Curr Population", meaning current population. This column should be filled with the current total population for each commune. This figure should be available from the commune bourgemestre's office. Population in the communes may be counted on an irregular basis. It is not essential, but if possible, please try to determine the date that the population information was collected by the bourgemestre's office and note it next to the population figure.

The fourth column is titled "Old Caseload". Caseload is a UNHCR term for refugees that they support or monitor. When we speak of "old caseload refugees" we are referring to refugees who left Rwanda before the large exodus caused by last years genocide. Most of the old caseload left Rwanda between 1959 and 1963, when the Tutsi dominated colonial government gave way to a Hutu dominated independent Rwanda. Thus the old caseload returning to Rwanda are Tutsi, coming mainly from Uganda, Burundi, and Zaire. Many were actually born outside Rwanda.

The fifth column is titled "New Caseload". The new caseload are refugees who fled Rwanda last year as the RPA advanced. They are the Hutu living in the camps in Zaire, Tanzania, and Burundi. Returned IDPs, that is IDPs who were living in the camps in Gikongoro prior to their closure in April 1995 and have since returned to their commune of origin, should also be included in the new caseload figures.

The sixth column is titled "IDP". IDP stands for "internally displaced person". An IDP is a person who has left his home to seek refuge in another part of the country. In essence, the only difference between an IDP and a refugee is that the IDP has not crossed a border. This distinction may seem minor, and in some ways it is, but it does make a difference in the rights a person has under international law. There are two major types of IDPs in Rwanda, those who fled their home to escape the genocide (commonly referred to as rescapes, or genocide survivors), and those who fled their homes in fear of retribution for the genocide (the Hutu).

At present there are no IDPs still living in camps, but there might be many who are living in abandoned houses, or with relatives, among the general population. Many Tutsi are understandably afraid to return to the areas where their families were killed and have moved for protection into cities and towns. IDPs are considered one of the most vulnerable groups in society and are a particular concern of the humanitarian community.

This column should not include returned IDPs, only people living in the commune who come from somewhere else. These numbers may be very small in some communes, and unavailable in others. If possible, please try to differentiate between rescapes and other IDPs.

Refugee Movement Form

On the back of each Commune Population Form is a suggested format for keeping track of returnee arrivals in the commune. OCL stands for old caseload, and NCL stands for new caseload.

Commune Population Sheet

There are still more than one and a half million Rwandan refugees living in Tanzania, Burundi, and Zaire. To prepare for their return accurate population information is essential, yet at present much of the available population data is contradictory or incomplete. If the enclosed sheet can be updated with the most accurate information presently available it would be of tremendous help to the humanitarian community in planning for the return of the refugees, and in setting other development priorities. An explanation of the population sheet follows.

Each prefecture has a separate sheet divided into six columns. The first column lists the prefecture and is the same for each row. The second column lists the individual communes.

The third column is titled “Curr Population”, meaning current population. This column should be filled with the current total population for each commune. This figure should be available from the commune bourgemestre’s office. Population in the communes may be counted on an irregular basis. It is not essential, but if possible, please try to determine the date that the population information was collected by the bourgemestre’s office and note it next to the population figure.

The fourth column is titled “Old Caseload”. Caseload is a UNHCR term for refugees that they support or monitor. When we speak of “old caseload refugees” we are referring to refugees who left Rwanda before the large exodus caused by last years genocide. Most of the old caseload left Rwanda between 1959 and 1963, when the Tutsi dominated colonial government gave way to a Hutu dominated independent Rwanda. Thus the old caseload returning to Rwanda are Tutsi, coming mainly from Uganda, Burundi, and Zaire. Many were actually born outside Rwanda.

The fifth column is titled “New Caseload”. The new caseload are refugees who fled Rwanda last year as the RPA advanced. They are the Hutu living in the camps in Zaire, Tanzania, and Burundi. Returned IDPs, that is IDPs who were living in the camps in Gikongoro prior to their closure in April 1995 and have since returned to their commune of origin, should also be included in the new caseload figures.

The sixth column is titled “IDP”. IDP stands for “internally displaced person”. An IDP is a person who has left his home to seek refuge in another part of the country. In essence, the only difference between an IDP and a refugee is that the IDP has not crossed a border. This distinction may seem minor, and in some ways it is, but it does make a difference in the rights a person has under international law. There are two major types of IDPs in Rwanda, those who fled their home to escape the genocide (commonly referred to as rescapes, or genocide survivors), and those who fled their homes in fear of retribution for the genocide (the Hutu).

At present there are no IDPs still living in camps, but there might be many who are living in abandoned houses, or with relatives, among the general population. Many Tutsi are understandably afraid to return to the areas where their families were killed and have moved for protection into cities and towns. IDPs are considered one of the most vulnerable groups in society and are a particular concern of the humanitarian community.

This column should not include returned IDPs, only people living in the commune who come from somewhere else. These numbers may be very small in some communes, and unavailable in others. If possible, please try to differentiate between rescapes and other IDPs.

Refugee Movement Form

On the back of each Commune Population Form is a suggested format for keeping track of returnee arrivals in the commune. OCL stands for old caseload, and NCL stands for new caseload.

Commune Population Sheet

There are still more than one and a half million Rwandan refugees living in Tanzania, Burundi, and Zaire. To prepare for their return accurate population information is essential, yet at present much of the available population data is contradictory or incomplete. If the enclosed sheet can be updated with the most accurate information presently available it would be of tremendous help to the humanitarian community in planning for the return of the refugees, and in setting other development priorities. An explanation of the population sheet follows.

Each prefecture has a separate sheet divided into six columns. The first column lists the prefecture and is the same for each row. The second column lists the individual communes.

The third column is titled “Curr Population”, meaning current population. This column should be filled with the current total population for each commune. This figure should be available from the commune bourgemestre’s office. Population in the communes may be counted on an irregular basis. It is not essential, but if possible, please try to determine the date that the population information was collected by the bourgemestre’s office and note it next to the population figure.

The fourth column is titled “Old Caseload”. Caseload is a UNHCR term for refugees that they support or monitor. When we speak of “old caseload refugees” we are referring to refugees who left Rwanda before the large exodus caused by last years genocide. Most of the old caseload left Rwanda between 1959 and 1963, when the Tutsi dominated colonial government gave way to a Hutu dominated independent Rwanda. Thus the old caseload returning to Rwanda are Tutsi, coming mainly from Uganda, Burundi, and Zaire. Many were actually born outside Rwanda.

The fifth column is titled “New Caseload”. The new caseload are refugees who fled Rwanda last year as the RPA advanced. They are the Hutu living in the camps in Zaire, Tanzania, and Burundi. Returned IDPs, that is IDPs who were living in the camps in Gikongoro prior to their closure in April 1995 and have since returned to their commune of origin, should also be included in the new caseload figures.

The sixth column is titled “IDP”. IDP stands for “internally displaced person”. An IDP is a person who has left his home to seek refuge in another part of the country. In essence, the only difference between an IDP and a refugee is that the IDP has not crossed a border. This distinction may seem minor, and in some ways it is, but it does make a difference in the rights a person has under international law. There are two major types of IDPs in Rwanda, those who fled their home to escape the genocide (commonly referred to as rescapes, or genocide survivors), and those who fled their homes in fear of retribution for the genocide (the Hutu).

At present there are no IDPs still living in camps, but there might be many who are living in abandoned houses, or with relatives, among the general population. Many Tutsi are understandably afraid to return to the areas where their families were killed and have moved for protection into cities and towns. IDPs are considered one of the most vulnerable groups in society and are a particular concern of the humanitarian community.

This column should not include returned IDPs, only people living in the commune who come from somewhere else. These numbers may be very small in some communes, and unavailable in others. If possible, please try to differentiate between rescapes and other IDPs.

Refugee Movement Form

On the back of each Commune Population Form is a suggested format for keeping track of returnee arrivals in the commune. OCL stands for old caseload, and NCL stands for new caseload.

Commune Population Sheet

There are still more than one and a half million Rwandan refugees living in Tanzania, Burundi, and Zaire. To prepare for their return accurate population information is essential, yet at present much of the available population data is contradictory or incomplete. If the enclosed sheet can be updated with the most accurate information presently available it would be of tremendous help to the humanitarian community in planning for the return of the refugees, and in setting other development priorities. An explanation of the population sheet follows.

Each prefecture has a separate sheet divided into six columns. The first column lists the prefecture and is the same for each row. The second column lists the individual communes.

The third column is titled “Curr Population”, meaning current population. This column should be filled with the current total population for each commune. This figure should be available from the commune bourgemestre’s office. Population in the communes may be counted on an irregular basis. It is not essential, but if possible, please try to determine the date that the population information was collected by the bourgemestre’s office and note it next to the population figure.

The fourth column is titled “Old Caseload”. Caseload is a UNHCR term for refugees that they support or monitor. When we speak of “old caseload refugees” we are referring to refugees who left Rwanda before the large exodus caused by last years genocide. Most of the old caseload left Rwanda between 1959 and 1963, when the Tutsi dominated colonial government gave way to a Hutu dominated independent Rwanda. Thus the old caseload returning to Rwanda are Tutsi, coming mainly from Uganda, Burundi, and Zaire. Many were actually born outside Rwanda.

The fifth column is titled “New Caseload”. The new caseload are refugees who fled Rwanda last year as the RPA advanced. They are the Hutu living in the camps in Zaire, Tanzania, and Burundi. Returned IDPs, that is IDPs who were living in the camps in Gikongoro prior to their closure in April 1995 and have since returned to their commune of origin, should also be included in the new caseload figures.

The sixth column is titled “IDP”. IDP stands for “internally displaced person”. An IDP is a person who has left his home to seek refuge in another part of the country. In essence, the only difference between an IDP and a refugee is that the IDP has not crossed a border. This distinction may seem minor, and in some ways it is, but it does make a difference in the rights a person has under international law. There are two major types of IDPs in Rwanda, those who fled their home to escape the genocide (commonly referred to as rescapes, or genocide survivors), and those who fled their homes in fear of retribution for the genocide (the Hutu).

At present there are no IDPs still living in camps, but there might be many who are living in abandoned houses, or with relatives, among the general population. Many Tutsi are understandably afraid to return to the areas where their families were killed and have moved for protection into cities and towns. IDPs are considered one of the most vulnerable groups in society and are a particular concern of the humanitarian community.

This column should not include returned IDPs, only people living in the commune who come from somewhere else. These numbers may be very small in some communes, and unavailable in others. If possible, please try to differentiate between rescapes and other IDPs.

Refugee Movement Form

On the back of each Commune Population Form is a suggested format for keeping track of returnee arrivals in the commune. OCL stands for old caseload, and NCL stands for new caseload.

Commune Population Sheet

There are still more than one and a half million Rwandan refugees living in Tanzania, Burundi, and Zaire. To prepare for their return accurate population information is essential, yet at present much of the available population data is contradictory or incomplete. If the enclosed sheet can be updated with the most accurate information presently available it would be of tremendous help to the humanitarian community in planning for the return of the refugees, and in setting other development priorities. An explanation of the population sheet follows.

Each prefecture has a separate sheet divided into six columns. The first column lists the prefecture and is the same for each row. The second column lists the individual communes.

The third column is titled “Curr Population”, meaning current population. This column should be filled with the current total population for each commune. This figure should be available from the commune bourgemestre’s office. Population in the communes may be counted on an irregular basis. It is not essential, but if possible, please try to determine the date that the population information was collected by the bourgemestre’s office and note it next to the population figure.

The fourth column is titled “Old Caseload”. Caseload is a UNHCR term for refugees that they support or monitor. When we speak of “old caseload refugees” we are referring to refugees who left Rwanda before the large exodus caused by last years genocide. Most of the old caseload left Rwanda between 1959 and 1963, when the Tutsi dominated colonial government gave way to a Hutu dominated independent Rwanda. Thus the old caseload returning to Rwanda are Tutsi, coming mainly from Uganda, Burundi, and Zaire. Many were actually born outside Rwanda.

The fifth column is titled “New Caseload”. The new caseload are refugees who fled Rwanda last year as the RPA advanced. They are the Hutu living in the camps in Zaire, Tanzania, and Burundi. Returned IDPs, that is IDPs who were living in the camps in Gikongoro prior to their closure in April 1995 and have since returned to their commune of origin, should also be included in the new caseload figures.

The sixth column is titled “IDP”. IDP stands for “internally displaced person”. An IDP is a person who has left his home to seek refuge in another part of the country. In essence, the only difference between an IDP and a refugee is that the IDP has not crossed a border. This distinction may seem minor, and in some ways it is, but it does make a difference in the rights a person has under international law. There are two major types of IDPs in Rwanda, those who fled their home to escape the genocide (commonly referred to as rescapes, or genocide survivors), and those who fled their homes in fear of retribution for the genocide (the Hutu).

At present there are no IDPs still living in camps, but there might be many who are living in abandoned houses, or with relatives, among the general population. Many Tutsi are understandably afraid to return to the areas where their families were killed and have moved for protection into cities and towns. IDPs are considered one of the most vulnerable groups in society and are a particular concern of the humanitarian community.

This column should not include returned IDPs, only people living in the commune who come from somewhere else. These numbers may be very small in some communes, and unavailable in others. If possible, please try to differentiate between rescapes and other IDPs.

Refugee Movement Form

On the back of each Commune Population Form is a suggested format for keeping track of returnee arrivals in the commune. OCL stands for old caseload, and NCL stands for new caseload.

Commune Population Sheet

There are still more than one and a half million Rwandan refugees living in Tanzania, Burundi, and Zaire. To prepare for their return accurate population information is essential, yet at present much of the available population data is contradictory or incomplete. If the enclosed sheet can be updated with the most accurate information presently available it would be of tremendous help to the humanitarian community in planning for the return of the refugees, and in setting other development priorities. An explanation of the population sheet follows.

Each prefecture has a separate sheet divided into six columns. The first column lists the prefecture and is the same for each row. The second column lists the individual communes.

The third column is titled "Curr Population", meaning current population. This column should be filled with the current total population for each commune. This figure should be available from the commune bourgemestre's office. Population in the communes may be counted on an irregular basis. It is not essential, but if possible, please try to determine the date that the population information was collected by the bourgemestre's office and note it next to the population figure.

The fourth column is titled "Old Caseload". Caseload is a UNHCR term for refugees that they support or monitor. When we speak of "old caseload refugees" we are referring to refugees who left Rwanda before the large exodus caused by last years genocide. Most of the old caseload left Rwanda between 1959 and 1963, when the Tutsi dominated colonial government gave way to a Hutu dominated independent Rwanda. Thus the old caseload returning to Rwanda are Tutsi, coming mainly from Uganda, Burundi, and Zaire. Many were actually born outside Rwanda.

The fifth column is titled "New Caseload". The new caseload are refugees who fled Rwanda last year as the RPA advanced. They are the Hutu living in the camps in Zaire, Tanzania, and Burundi. Returned IDPs, that is IDPs who were living in the camps in Gikongoro prior to their closure in April 1995 and have since returned to their commune of origin, should also be included in the new caseload figures.

The sixth column is titled "IDP". IDP stands for "internally displaced person". An IDP is a person who has left his home to seek refuge in another part of the country. In essence, the only difference between an IDP and a refugee is that the IDP has not crossed a border. This distinction may seem minor, and in some ways it is, but it does make a difference in the rights a person has under international law. There are two major types of IDPs in Rwanda, those who fled their home to escape the genocide (commonly referred to as rescapes, or genocide survivors), and those who fled their homes in fear of retribution for the genocide (the Hutu).

At present there are no IDPs still living in camps, but there might be many who are living in abandoned houses, or with relatives, among the general population. Many Tutsi are understandably afraid to return to the areas where their families were killed and have moved for protection into cities and towns. IDPs are considered one of the most vulnerable groups in society and are a particular concern of the humanitarian community.

This column should not include returned IDPs, only people living in the commune who come from somewhere else. These numbers may be very small in some communes, and unavailable in others. If possible, please try to differentiate between rescapes and other IDPs.

Refugee Movement Form

On the back of each Commune Population Form is a suggested format for keeping track of returnee arrivals in the commune. OCL stands for old caseload, and NCL stands for new caseload.

Commune Population Sheet

There are still more than one and a half million Rwandan refugees living in Tanzania, Burundi, and Zaire. To prepare for their return accurate population information is essential, yet at present much of the available population data is contradictory or incomplete. If the enclosed sheet can be updated with the most accurate information presently available it would be of tremendous help to the humanitarian community in planning for the return of the refugees, and in setting other development priorities. An explanation of the population sheet follows.

Each prefecture has a separate sheet divided into six columns. The first column lists the prefecture and is the same for each row. The second column lists the individual communes.

The third column is titled "Curr Population", meaning current population. This column should be filled with the current total population for each commune. This figure should be available from the commune bourgemestre's office. Population in the communes may be counted on an irregular basis. It is not essential, but if possible, please try to determine the date that the population information was collected by the bourgemestre's office and note it next to the population figure.

The fourth column is titled "Old Caseload". Caseload is a UNHCR term for refugees that they support or monitor. When we speak of "old caseload refugees" we are referring to refugees who left Rwanda before the large exodus caused by last years genocide. Most of the old caseload left Rwanda between 1959 and 1963, when the Tutsi dominated colonial government gave way to a Hutu dominated independent Rwanda. Thus the old caseload returning to Rwanda are Tutsi, coming mainly from Uganda, Burundi, and Zaire. Many were actually born outside Rwanda.

The fifth column is titled "New Caseload". The new caseload are refugees who fled Rwanda last year as the RPA advanced. They are the Hutu living in the camps in Zaire, Tanzania, and Burundi. Returned IDPs, that is IDPs who were living in the camps in Gikongoro prior to their closure in April 1995 and have since returned to their commune of origin, should also be included in the new caseload figures.

The sixth column is titled "IDP". IDP stands for "internally displaced person". An IDP is a person who has left his home to seek refuge in another part of the country. In essence, the only difference between an IDP and a refugee is that the IDP has not crossed a border. This distinction may seem minor, and in some ways it is, but it does make a difference in the rights a person has under international law. There are two major types of IDPs in Rwanda, those who fled their home to escape the genocide (commonly referred to as rescapes, or genocide survivors), and those who fled their homes in fear of retribution for the genocide (the Hutu).

At present there are no IDPs still living in camps, but there might be many who are living in abandoned houses, or with relatives, among the general population. Many Tutsi are understandably afraid to return to the areas where their families were killed and have moved for protection into cities and towns. IDPs are considered one of the most vulnerable groups in society and are a particular concern of the humanitarian community.

This column should not include returned IDPs, only people living in the commune who come from somewhere else. These numbers may be very small in some communes, and unavailable in others. If possible, please try to differentiate between rescapes and other IDPs.

Refugee Movement Form

On the back of each Commune Population Form is a suggested format for keeping track of returnee arrivals in the commune. OCL stands for old caseload, and NCL stands for new caseload.

Commune Population Sheet

There are still more than one and a half million Rwandan refugees living in Tanzania, Burundi, and Zaire. To prepare for their return accurate population information is essential, yet at present much of the available population data is contradictory or incomplete. If the enclosed sheet can be updated with the most accurate information presently available it would be of tremendous help to the humanitarian community in planning for the return of the refugees, and in setting other development priorities. An explanation of the population sheet follows.

Each prefecture has a separate sheet divided into six columns. The first column lists the prefecture and is the same for each row. The second column lists the individual communes.

The third column is titled "Curr Population", meaning current population. This column should be filled with the current total population for each commune. This figure should be available from the commune bourgemestre's office. Population in the communes may be counted on an irregular basis. It is not essential, but if possible, please try to determine the date that the population information was collected by the bourgemestre's office and note it next to the population figure.

The fourth column is titled "Old Caseload". Caseload is a UNHCR term for refugees that they support or monitor. When we speak of "old caseload refugees" we are referring to refugees who left Rwanda before the large exodus caused by last years genocide. Most of the old caseload left Rwanda between 1959 and 1963, when the Tutsi dominated colonial government gave way to a Hutu dominated independent Rwanda. Thus the old caseload returning to Rwanda are Tutsi, coming mainly from Uganda, Burundi, and Zaire. Many were actually born outside Rwanda.

The fifth column is titled "New Caseload". The new caseload are refugees who fled Rwanda last year as the RPA advanced. They are the Hutu living in the camps in Zaire, Tanzania, and Burundi. Returned IDPs, that is IDPs who were living in the camps in Gikongoro prior to their closure in April 1995 and have since returned to their commune of origin, should also be included in the new caseload figures.

The sixth column is titled "IDP". IDP stands for "internally displaced person". An IDP is a person who has left his home to seek refuge in another part of the country. In essence, the only difference between an IDP and a refugee is that the IDP has not crossed a border. This distinction may seem minor, and in some ways it is, but it does make a difference in the rights a person has under international law. There are two major types of IDPs in Rwanda, those who fled their home to escape the genocide (commonly referred to as rescapes, or genocide survivors), and those who fled their homes in fear of retribution for the genocide (the Hutu).

At present there are no IDPs still living in camps, but there might be many who are living in abandoned houses, or with relatives, among the general population. Many Tutsi are understandably afraid to return to the areas where their families were killed and have moved for protection into cities and towns. IDPs are considered one of the most vulnerable groups in society and are a particular concern of the humanitarian community.

This column should not include returned IDPs, only people living in the commune who come from somewhere else. These numbers may be very small in some communes, and unavailable in others. If possible, please try to differentiate between rescapes and other IDPs.

Refugee Movement Form

On the back of each Commune Population Form is a suggested format for keeping track of returnee arrivals in the commune. OCL stands for old caseload, and NCL stands for new caseload.

Commune Population Sheet

There are still more than one and a half million Rwandan refugees living in Tanzania, Burundi, and Zaire. To prepare for their return accurate population information is essential, yet at present much of the available population data is contradictory or incomplete. If the enclosed sheet can be updated with the most accurate information presently available it would be of tremendous help to the humanitarian community in planning for the return of the refugees, and in setting other development priorities. An explanation of the population sheet follows.

Each prefecture has a separate sheet divided into six columns. The first column lists the prefecture and is the same for each row. The second column lists the individual communes.

The third column is titled "Curr Population", meaning current population. This column should be filled with the current total population for each commune. This figure should be available from the commune bourgemestre's office. Population in the communes may be counted on an irregular basis. It is not essential, but if possible, please try to determine the date that the population information was collected by the bourgemestre's office and note it next to the population figure.

The fourth column is titled "Old Caseload". Caseload is a UNHCR term for refugees that they support or monitor. When we speak of "old caseload refugees" we are referring to refugees who left Rwanda before the large exodus caused by last years genocide. Most of the old caseload left Rwanda between 1959 and 1963, when the Tutsi dominated colonial government gave way to a Hutu dominated independent Rwanda. Thus the old caseload returning to Rwanda are Tutsi, coming mainly from Uganda, Burundi, and Zaire. Many were actually born outside Rwanda.

The fifth column is titled "New Caseload". The new caseload are refugees who fled Rwanda last year as the RPA advanced. They are the Hutu living in the camps in Zaire, Tanzania, and Burundi. Returned IDPs, that is IDPs who were living in the camps in Gikongoro prior to their closure in April 1995 and have since returned to their commune of origin, should also be included in the new caseload figures.

The sixth column is titled "IDP". IDP stands for "internally displaced person". An IDP is a person who has left his home to seek refuge in another part of the country. In essence, the only difference between an IDP and a refugee is that the IDP has not crossed a border. This distinction may seem minor, and in some ways it is, but it does make a difference in the rights a person has under international law. There are two major types of IDPs in Rwanda, those who fled their home to escape the genocide (commonly referred to as rescapes, or genocide survivors), and those who fled their homes in fear of retribution for the genocide (the Hutu).

At present there are no IDPs still living in camps, but there might be many who are living in abandoned houses, or with relatives, among the general population. Many Tutsi are understandably afraid to return to the areas where their families were killed and have moved for protection into cities and towns. IDPs are considered one of the most vulnerable groups in society and are a particular concern of the humanitarian community.

This column should not include returned IDPs, only people living in the commune who come from somewhere else. These numbers may be very small in some communes, and unavailable in others. If possible, please try to differentiate between rescapes and other IDPs.

Refugee Movement Form

On the back of each Commune Population Form is a suggested format for keeping track of returnee arrivals in the commune. OCL stands for old caseload, and NCL stands for new caseload.

Commune Population Sheet

There are still more than one and a half million Rwandan refugees living in Tanzania, Burundi, and Zaire. To prepare for their return accurate population information is essential, yet at present much of the available population data is contradictory or incomplete. If the enclosed sheet can be updated with the most accurate information presently available it would be of tremendous help to the humanitarian community in planning for the return of the refugees, and in setting other development priorities. An explanation of the population sheet follows.

Each prefecture has a separate sheet divided into six columns. The first column lists the prefecture and is the same for each row. The second column lists the individual communes.

The third column is titled "**Curr Population**", meaning current population. This column should be filled with the current total population for each commune. This figure should be available from the commune bourgemestre's office. Population in the communes may be counted on an irregular basis. It is not essential, but if possible, please try to determine the date that the population information was collected by the bourgemestre's office and note it next to the population figure.

The fourth column is titled "**Old Caseload**". Caseload is a UNHCR term for refugees that they support or monitor. When we speak of "old caseload refugees" we are referring to refugees who left Rwanda before the large exodus caused by last years genocide. Most of the old caseload left Rwanda between 1959 and 1963, when the Tutsi dominated colonial government gave way to a Hutu dominated independent Rwanda. Thus the old caseload returning to Rwanda are Tutsi, coming mainly from Uganda, Burundi, and Zaire. Many were actually born outside Rwanda.

The fifth column is titled "**New Caseload**". The new caseload are refugees who fled Rwanda last year as the RPA advanced. They are the Hutu living in the camps in Zaire, Tanzania, and Burundi. Returned IDPs, that is IDPs who were living in the camps in Gikongoro prior to their closure in April 1995 and have since returned to their commune of origin, should also be included in the new caseload figures.

The sixth column is titled "**IDP**". IDP stands for "internally displaced person". An IDP is a person who has left his home to seek refuge in another part of the country. In essence, the only difference between an IDP and a refugee is that the IDP has not crossed a border. This distinction may seem minor, and in some ways it is, but it does make a difference in the rights a person has under international law. There are two major types of IDPs in Rwanda, those who fled their home to escape the genocide (commonly referred to as rescapes, or genocide survivors), and those who fled their homes in fear of retribution for the genocide (the Hutu).

At present there are no IDPs still living in camps, but there might be many who are living in abandoned houses, or with relatives, among the general population. Many Tutsi are understandably afraid to return to the areas where their families were killed and have moved for protection into cities and towns. IDPs are considered one of the most vulnerable groups in society and are a particular concern of the humanitarian community.

This column should not include returned IDPs, only people living in the commune who come from somewhere else. These numbers may be very small in some communes, and unavailable in others. If possible, please try to differentiate between rescapes and other IDPs.

Refugee Movement Form

On the back of each Commune Population Form is a suggested format for keeping track of returnee arrivals in the commune. OCI stands for old caseload, and NCI stands for new caseload.

Sheet1

| Date: | | (if the information was gathered over a period of time please put start and finish date). | | | |
|------------|--------------|---|--------------|--------------|-----|
| Prefecture | Commune | Curr Population | Old Caseload | New Caseload | IDP |
| Butare | Maraba | | | | |
| Butare | Ngoma | | | | |
| Butare | Mugusa | | | | |
| Butare | Kibayi | | | | |
| Butare | Mbazi | | | | |
| Butare | Ruhashya | | | | |
| Butare | Kigembe | | | | |
| Butare | Muyaga | | | | |
| Butare | Nyaruhengeri | | | | |
| Butare | Nyakizu | | | | |
| Butare | Rusatira | | | | |
| Butare | Ntyazo | | | | |
| Butare | Ndora | | | | |
| Butare | Huye | | | | |
| Butare | Muganza | | | | |
| Butare | Muyira | | | | |
| Butare | Syhandu | | | | |
| Butare | Gishamvu | | | | |
| Butare | Nyabsindu | | | | |
| Butare | Runyinya | | | | |
| | | | | | |

Sheet1

| Butare | <i>If possible, please fill in numbers of old and new caseload arrivals per week for the last 4 weeks below.</i> | | | | | | | | | |
|---------------|--|------|---------------------|------|---------------------|------|---------------------|------|---------------|------|
| | Week 1 (to) | | Week 2 (to) | | Week 3 (to) | | Week 4 (to) | | Totals | |
| Commune | OCLs | NCLs | OCLs | NCLs | OCLs | NCLs | OCLs | NCLs | OCLs | NCLs |
| Maraba | | | | | | | | | | |
| Ngoma | | | | | | | | | | |
| Mugusa | | | | | | | | | | |
| Kibayi | | | | | | | | | | |
| Mbazi | | | | | | | | | | |
| Ruhashya | | | | | | | | | | |
| Kigembe | | | | | | | | | | |
| Muyaga | | | | | | | | | | |
| Nyaruhengeri | | | | | | | | | | |
| Nyakizu | | | | | | | | | | |
| Rusatira | | | | | | | | | | |
| Ntyazo | | | | | | | | | | |
| Ndora | | | | | | | | | | |
| Huye | | | | | | | | | | |
| Muganza | | | | | | | | | | |
| Muyira | | | | | | | | | | |
| Syhandu | | | | | | | | | | |
| Gishamvu | | | | | | | | | | |
| Nyabsindu | | | | | | | | | | |
| Runyinya | | | | | | | | | | |
| | | | | | | | | | | |

Sheet1

| Date: | | (if the information was gathered over a period of time please put start and finish date). | | | |
|------------|-----------|---|--------------|--------------|-----|
| Prefecture | Commune | Curr Population | Old Caseload | New Caseload | IDP |
| Byumba | Ngarama | | | | |
| Byumba | Rutare | | | | |
| Byumba | Kinyami | | | | |
| Byumba | Muvumba | | | | |
| Byumba | Kivuye | | | | |
| Byumba | Kiyombe | | | | |
| Byumba | Murambi | | | | |
| Byumba | Cyumba | | | | |
| Byumba | Gituza | | | | |
| Byumba | Cyungo | | | | |
| Byumba | Mukarange | | | | |
| Byumba | Tumba | | | | |
| Byumba | Muhura | | | | |
| Byumba | Bwisige | | | | |
| Byumba | Giti | | | | |
| Byumba | Buyoga | | | | |
| Byumba | Kibali | | | | |
| | | | | | |
| | | | | | |
| | | | | | |
| | | | | | |

Sheet1

| Byumba | If possible, please fill in numbers of old and new caseload arrivals per week for the last 4 weeks below. | | | | | | | | | |
|-----------|---|------|--------------|------|--------------|------|--------------|------|--------|------|
| | Week 1 (to) | | Week 2 (to) | | Week 3 (to) | | Week 4 (to) | | Totals | |
| Commune | OCLs | NCLs | OCLs | NCLs | OCLs | NCLs | OCLs | NCLs | OCLs | NCLs |
| Ngarama | | | | | | | | | | |
| Rutare | | | | | | | | | | |
| Kinyami | | | | | | | | | | |
| Muvumba | | | | | | | | | | |
| Kivuye | | | | | | | | | | |
| Kiyombe | | | | | | | | | | |
| Murambi | | | | | | | | | | |
| Cyumba | | | | | | | | | | |
| Gituza | | | | | | | | | | |
| Cyungo | | | | | | | | | | |
| Mukarange | | | | | | | | | | |
| Tumba | | | | | | | | | | |
| Muhura | | | | | | | | | | |
| Bwisige | | | | | | | | | | |
| Giti | | | | | | | | | | |
| Buyoga | | | | | | | | | | |
| Kibali | | | | | | | | | | |
| | | | | | | | | | | |
| | | | | | | | | | | |
| | | | | | | | | | | |
| | | | | | | | | | | |

Sheet1

| Date: | | (if the information was gathered over a period of time please put start and finish date). | | | |
|------------|-------------|---|--------------|--------------|-----|
| Prefecture | Commune | Curr Population | Old Caseload | New Caseload | IDP |
| Gikongoro | Rukondo | | | | |
| Gikongoro | Nyamagabe | | | | |
| Gikongoro | Musebeya | | | | |
| Gikongoro | Mugasombwa | | | | |
| Gikongoro | Nshili | | | | |
| Gikongoro | Kivu | | | | |
| Gikongoro | Muko | | | | |
| Gikongoro | Kinyamakara | | | | |
| Gikongoro | Karambo | | | | |
| Gikongoro | Musange | | | | |
| Gikongoro | Karama | | | | |
| Gikongoro | Rwamiko | | | | |
| Gikongoro | Mubunga | | | | |
| | | | | | |
| | | | | | |
| | | | | | |
| | | | | | |
| | | | | | |
| | | | | | |
| | | | | | |
| | | | | | |

Sheet1

[illegible]

Sheet1

| | | | | | |
|------------|-----------|---|--------------|--------------|-----|
| Date: | | (if the information was gathered over a period of time please put start and finish date). | | | |
| | | | | | |
| Prefecture | Commune | Curr Population | Old Caseload | New Caseload | IDP |
| Gisenyi | Mutura | | | | |
| Gisenyi | Satinsyi | | | | |
| Gisenyi | Rubavu | | | | |
| Gisenyi | Rwerere | | | | |
| Gisenyi | Karogo | | | | |
| Gisenyi | Gaseke | | | | |
| Gisenyi | Nyamyumba | | | | |
| Gisenyi | Kanama | | | | |
| Gisenyi | Ramba | | | | |
| Gisenyi | Kibilira | | | | |
| Gisenyi | Giciye | | | | |
| Gisenyi | Kayove | | | | |
| | | | | | |
| | | | | | |
| | | | | | |
| | | | | | |
| | | | | | |
| | | | | | |
| | | | | | |
| | | | | | |
| | | | | | |
| | | | | | |

Sheet1

[illegible]

Sheet1

| Date: | (if the information was gathered over a period of time please put start and finish date). | | | | |
|------------|---|-----------------|--------------|--------------|-----|
| Prefecture | Commune | Curr Population | Old Caseload | New Caseload | IDP |
| Gitarama | Nyakabanda | | | | |
| Gitarama | Taba | | | | |
| Gitarama | Bulinga | | | | |
| Gitarama | Musambira | | | | |
| Gitarama | Rutobwe | | | | |
| Gitarama | Nyamabuye | | | | |
| Gitarama | Nyabikenke | | | | |
| Gitarama | Mugina | | | | |
| Gitarama | Kigoma | | | | |
| Gitarama | Mukingi | | | | |
| Gitarama | Mushubati | | | | |
| Gitarama | Tambwe | | | | |
| Gitarama | Murama | | | | |
| Gitarama | Masango | | | | |
| Gitarama | Kayanzi | | | | |
| Gitarama | Runda | | | | |
| Gitarama | Ntongwe | | | | |
| | | | | | |
| | | | | | |
| | | | | | |
| | | | | | |

Sheet1

| Gitarama | If possible, please fill in numbers of old and new caseload arrivals per week for the last 4 weeks below. | | | | | | | | | |
|------------|---|------|--------------|------|--------------|------|--------------|------|--------|------|
| | Week 1 (to) | | Week 2 (to) | | Week 3 (to) | | Week 4 (to) | | Totals | |
| Commune | OCLs | NCLs | OCLs | NCLs | OCLs | NCLs | OCLs | NCLs | OCLs | NCLs |
| Nyakabanda | | | | | | | | | | |
| Taba | | | | | | | | | | |
| Bulinga | | | | | | | | | | |
| Musambira | | | | | | | | | | |
| Rutobwe | | | | | | | | | | |
| Nyamabuye | | | | | | | | | | |
| Nyabikenke | | | | | | | | | | |
| Mugina | | | | | | | | | | |
| Kigoma | | | | | | | | | | |
| Mukingi | | | | | | | | | | |
| Mushubati | | | | | | | | | | |
| Tambwe | | | | | | | | | | |
| Murama | | | | | | | | | | |
| Masango | | | | | | | | | | |
| Kayanzi | | | | | | | | | | |
| Runda | | | | | | | | | | |
| Ntongwe | | | | | | | | | | |
| | | | | | | | | | | |
| | | | | | | | | | | |
| | | | | | | | | | | |
| | | | | | | | | | | |

Sheet1

[illegible]

Sheet1

[illegible]

Sheet1

| | | | | | |
|--------------|------------|---|--------------|--------------|-----|
| Date: | | (if the information was gathered over a period of time please put start and finish date). | | | |
| | | | | | |
| Prefecture | Commune | Curr Population | Old Caseload | New Caseload | IDP |
| Kigali Rur | Rushashi | | | | |
| Kigali Rur | Tare | | | | |
| Kigali Rur | Ngenda | | | | |
| Kigali Rur | Musasa | | | | |
| Kigali Rur | Mbogo | | | | |
| Kigali Rur | Mugambazi | | | | |
| Kigali Rur | Kanombe | | | | |
| Kigali Rur | Gashora | | | | |
| Kigali Rur | Bicumbi | | | | |
| Kigali Rur | Kanzeze | | | | |
| Kigali Rur | Rutongo | | | | |
| Kigali Rur | Shyorongi | | | | |
| Kigali Rur | Butamwa | | | | |
| Kigali Rur | Gikomero | | | | |
| Kigali Rur | Rubungo | | | | |
| Kigali Rur | Gikoro | | | | |
| | | | | | |
| Kigali Ville | Kacyiru | | | | |
| Kigali Ville | Nyarugenge | | | | |
| Kigali Ville | Kicukiro | | | | |
| | | | | | |

Sheet1

| Kigali | If possible, please fill in numbers of old and new caseload arrivals per week for the last 4 weeks below. | | | | | | | | | |
|------------|---|------|--------------|------|--------------|------|--------------|------|--------|------|
| | Week 1 (to) | | Week 2 (to) | | Week 3 (to) | | Week 4 (to) | | Totals | |
| Commune | OCLs | NCLs | OCLs | NCLs | OCLs | NCLs | OCLs | NCLs | OCLs | NCLs |
| Rushashi | | | | | | | | | | |
| Tare | | | | | | | | | | |
| Ngenda | | | | | | | | | | |
| Musasa | | | | | | | | | | |
| Mbogo | | | | | | | | | | |
| Mugambazi | | | | | | | | | | |
| Kanombe | | | | | | | | | | |
| Gashora | | | | | | | | | | |
| Bicumbi | | | | | | | | | | |
| Kanzeze | | | | | | | | | | |
| Rutongo | | | | | | | | | | |
| Shyorongi | | | | | | | | | | |
| Butamwa | | | | | | | | | | |
| Gikomero | | | | | | | | | | |
| Rubungo | | | | | | | | | | |
| Gikoro | | | | | | | | | | |
| | | | | | | | | | | |
| Kacyiru | | | | | | | | | | |
| Nyarugenge | | | | | | | | | | |
| Kicukiro | | | | | | | | | | |
| | | | | | | | | | | |

Sheet1

| | | | | | |
|------------|-----------|---|--------------|--------------|-----|
| Date: | | (if the information was gathered over a period of time please put start and finish date). | | | |
| | | | | | |
| Prefecture | Commune | Curr Population | Old Caseload | New Caseload | IDP |
| Ruhengeri | Butaro | | | | |
| Ruhengeri | Nyamutera | | | | |
| Ruhengeri | Nkumba | | | | |
| Ruhengeri | Nkuli | | | | |
| Ruhengeri | Mukingo | | | | |
| Ruhengeri | Nyakinama | | | | |
| Ruhengeri | Gatonde | | | | |
| Ruhengeri | Kinigi | | | | |
| Ruhengeri | Kidaho | | | | |
| Ruhengeri | Cyabingo | | | | |
| Ruhengeri | Ruhondo | | | | |
| Ruhengeri | Cyeru | | | | |
| Ruhengeri | Nyamugali | | | | |
| Ruhengeri | Kigombe | | | | |
| Ruhengeri | Ndusu | | | | |
| Ruhengeri | Nyarutovu | | | | |

Sheet1

| Ruhengeri | If possible, please fill in numbers of old and new caseload arrivals per week for the last 4 weeks below. | | | | | | | | | |
|-----------|---|------|--------------|------|--------------|------|--------------|------|--------|------|
| | Week 1 (to) | | Week 2 (to) | | Week 3 (to) | | Week 4 (to) | | Totals | |
| Commune | OCLs | NCLs | OCLs | NCLs | OCLs | NCLs | OCLs | NCLs | OCLs | NCLs |
| Butaro | | | | | | | | | | |
| Nyamutera | | | | | | | | | | |
| Nkumba | | | | | | | | | | |
| Nkuli | | | | | | | | | | |
| Mukingo | | | | | | | | | | |
| Nyakinama | | | | | | | | | | |
| Gatonde | | | | | | | | | | |
| Kinigi | | | | | | | | | | |
| Kidaho | | | | | | | | | | |
| Cyabingo | | | | | | | | | | |
| Ruhondo | | | | | | | | | | |
| Cyeru | | | | | | | | | | |
| Nyamugali | | | | | | | | | | |
| Kigombe | | | | | | | | | | |
| Ndusu | | | | | | | | | | |
| Nyarutovu | | | | | | | | | | |

OXFAM UK&I Rwanda Emergency Programme:

Commune Breakdown by population data: Numbers expected from camps, numbers returned and potential population pressure.

This document was produced using data from the 'Document de synthese des informations relatives au repatriement des populations rwandaises- 17 Septembre 1995' (ECHO).

The aim of this document is to begin highlighting potential pressure spots within the country where conflict over resources may occur, due to insufficient supply of basic needs. It's premise is based on an initial assumption that all communes possessed sufficient resources and/or infrastructure to serve their pre-war populations with their most basic level of needs. It is hoped that as more information is gathered, we will be able to factor infrastructural destruction (eg water sources, shelter) into the equation, to help paint a more accurate picture.

Some Major Assumptions made:

- 1- Reasonable accuracy of pre-war (1994) population estimates and current population figures
- 2- People in the camps are giving their correct commune of origin, or at least the commune they intend to return to.
- 3- People currently in the communes will not migrate as a result of an influx of returnees from the camps.
- 4- Additional population changes due to any future potential influxes/resettlement of old-caseload refugees, economic migrants or IDP movements have not been factored in.

Key to Entries:

Expected - Number of people in the refugee camps having stated this as their commune of origin.

Pre-war Pop - Estimate of pre-war 1994 population based on extrapolation from previous census figures (ECHO)

Current Pop - Estimate of current population figures (ECHO)

Difference - Difference in population figures from pre to post war estimates

Pop press - Difference between pre-war population estimates and total likely population post repatriation.

Percentage - Population pressure expressed as a percentage change in population.

| Prefecture | Commune | Expected | Pre-war Pop | Current P | Difference | Pop press | Percentage |
|------------|--------------|----------|-------------|-----------|------------|-----------|------------|
| Butare | Maraba | 938 | 42948 | ? | #VALUE! | #VALUE! | #VALUE! |
| Butare | Ngoma | 4471 | 34184 | 39723 | 5539 | 10010 | 29% |
| Butare | Mugusa | 2549 | 41306 | 35603 | -5703 | -3154 | -8% |
| Butare | Kibayi | 35690 | 46648 | 6380 | -40268 | -4578 | -10% |
| Butare | Mbazi | 1099 | 29739 | 25240 | -4499 | -3400 | -11% |
| Butare | Ruhashya | 822 | 31436 | 26132 | -5304 | -4482 | -14% |
| Butare | Kigembe | 29209 | 52987 | 15308 | -37679 | -8470 | -16% |
| Butare | Muyaga | 11450 | 37957 | 20081 | -17876 | -6426 | -17% |
| Butare | Nyaruhengeri | 18697 | 36792 | 10308 | -26484 | -7787 | -21% |
| Butare | Nyakizu | 3410 | 54367 | 39450 | -14917 | -11507 | -21% |
| Butare | Rusatira | 1320 | 36894 | 27000 | -9894 | -8574 | -23% |
| Butare | Ntyazo | 7328 | 59602 | 38203 | -21399 | -14071 | -24% |
| Butare | Ndora | 4370 | 32018 | 20003 | -12015 | -7645 | -24% |
| Butare | Huye | 1075 | 28975 | 20260 | -8715 | -7640 | -26% |
| Butare | Muganza | 16072 | 39255 | 12049 | -27206 | -11134 | -28% |
| Butare | Muyira | 7066 | 46503 | 26102 | -20401 | -13335 | -29% |
| Butare | Syanda | 21465 | 43985 | 9042 | -34943 | -13478 | -31% |
| Butare | Gishamvu | 5994 | 40770 | 21877 | -18893 | -12899 | -32% |
| Butare | Nyabsindu | 1324 | 39619 | 24050 | -15569 | -14245 | -36% |
| Butare | Runyinya | 1810 | 47374 | 27400 | -19974 | -18164 | -38% |
| Butare | Diverses | 19838 | | | | | |
| Byumba | Ngarama | 18128 | 62797 | ? | #VALUE! | #VALUE! | #VALUE! |
| Byumba | Rutare | 4501 | 43336 | ? | #VALUE! | #VALUE! | #VALUE! |
| Byumba | Kinyami | 3649 | 44894 | ? | #VALUE! | #VALUE! | #VALUE! |
| Byumba | Muvumba | 36622 | 64034 | 60000 | -4034 | 32588 | 51% |
| Byumba | Kivuye | 29870 | 36729 | 22500 | -14229 | 15641 | 43% |
| Byumba | Kiyombe | 14195 | 39146 | 37469 | -1677 | 12518 | 32% |
| Byumba | Murambi | 46283 | 92853 | 76000 | -16853 | 29430 | 32% |
| Byumba | cyumba | 16061 | 42598 | 36184 | -6414 | 9647 | 23% |
| Byumba | Gituza | 10411 | 50194 | 47700 | -2494 | 7917 | 16% |
| Byumba | cyungo | 9255 | 50022 | 48000 | -2022 | 7233 | 14% |
| Byumba | Mukarange | 5521 | 40259 | 40247 | -12 | 5509 | 14% |
| Byumba | Tumba | 13179 | 34246 | 25000 | -9246 | 3933 | 11% |
| Byumba | Muhura | 4675 | 50812 | 46095 | -4717 | -42 | 0% |

| Prefecture | Commune | Expected | Pre-war Pop | Current Po | Difference | Pop press | Percentage |
|------------|-------------|----------|-------------|------------|------------|-----------|------------|
| Byumba | Bwisige | 1551 | 34068 | 31643 | -2425 | -874 | -3% |
| Byumba | Giti | 1359 | 48989 | 45000 | -3989 | -2630 | -5% |
| Byumba | Buyoga | 12860 | 51382 | 33829 | -17553 | -4693 | -9% |
| Byumba | Kibali | 6444 | 60077 | 12414 | -47663 | -41219 | -69% |
| Cyangugu | Gishoma | 5861 | 43406 | 40229 | -3177 | 2684 | 6% |
| Cyangugu | Gafunzo | 7305 | 51067 | 43327 | -7740 | -435 | -1% |
| Cyangugu | Gatare | 3645 | 58298 | 51772 | -6526 | -2881 | -5% |
| Cyangugu | Nyakabuye | 1767 | 40761 | 36759 | -4002 | -2235 | -5% |
| Cyangugu | Gisuma | 4291 | 51091 | 43502 | -7589 | -3298 | -6% |
| Cyangugu | Bugarama | 10027 | 56623 | 40000 | -16623 | -6596 | -12% |
| Cyangugu | kirambo | 1072 | 49830 | 42917 | -6913 | -5841 | -12% |
| Cyangugu | Kagano | 3665 | 47389 | 37000 | -10389 | -6724 | -14% |
| Cyangugu | Cyimbogo | 13545 | 44005 | 23467 | -20538 | -6993 | -16% |
| Cyangugu | Karengera | 1059 | 64226 | 50000 | -14226 | -13167 | -21% |
| Cyangugu | Kamembe | 6687 | 49813 | 30000 | -19813 | -13126 | -26% |
| Cyangugu | Diverses | 38 | | | 0 | 38 | |
| Gikongoro | Rukondo | 3947 | 34755 ? | | #VALUE! | #VALUE! | #VALUE! |
| Gikongoro | nyamagabe | 3747 | 40615 ? | | #VALUE! | #VALUE! | #VALUE! |
| Gikongoro | Musebeya | 952 | 39864 | 38005 | -1859 | -907 | -2% |
| Gikongoro | Mugasombwa | 935 | 54316 | 50000 | -4316 | -3381 | -6% |
| Gikongoro | Nshili | 1463 | 49184 | 44337 | -4847 | -3384 | -7% |
| Gikongoro | kivu | 767 | 39588 | 33252 | -6336 | -5569 | -14% |
| Gikongoro | Muko | 911 | 50504 | 40355 | -10149 | -9238 | -18% |
| Gikongoro | Kinyamakara | 4112 | 35122 | 23338 | -11784 | -7672 | -22% |
| Gikongoro | Karambo | 767 | 27155 | 20212 | -6943 | -6176 | -23% |
| Gikongoro | Musange | 1099 | 34128 | 25153 | -8975 | -7876 | -23% |
| Gikongoro | karama | 5896 | 33146 | 18000 | -15146 | -9250 | -28% |
| Gikongoro | Rwamiko | 793 | 30819 | 18520 | -12299 | -11506 | -37% |
| Gikongoro | Mubunga | 1301 | 35694 | 17295 | -18399 | -17098 | -48% |
| Gikongoro | Diverses | 68 | | | 0 | 68 | |

| Prefecture | Commune | Expected | Pre-war Pop | Current Po | Difference | Pop press | Percentage |
|------------|------------|----------|-------------|------------|------------|-----------|------------|
| Gisenyi | Mutura | 28953 | 77065 ? | | #VALUE! | #VALUE! | #VALUE! |
| Gisenyi | Satinsyi | 17162 | 74702 ? | | #VALUE! | #VALUE! | #VALUE! |
| Gisenyi | Rubavu | 15274 | 66219 ? | | #VALUE! | #VALUE! | #VALUE! |
| Gisenyi | Rwerere | 15774 | 55227 | 50000 | -5227 | 10547 | 19% |
| Gisenyi | Karogo | 20279 | 57864 | 48139 | -9725 | 10554 | 18% |
| Gisenyi | Gaseke | 12122 | 58288 | 51000 | -7288 | 4834 | 8% |
| Gisenyi | Nyamyumba | 11282 | 62804 | 54245 | -8559 | 2723 | 4% |
| Gisenyi | Kanama | 8817 | 75803 | 65828 | -9975 | -1158 | -2% |
| Gisenyi | Ramba | 6718 | 55766 | 44000 | -11766 | -5048 | -9% |
| Gisenyi | Kibilira | 7904 | 59376 | 45350 | -14026 | -6122 | -10% |
| Gisenyi | Giciye | 18473 | 66195 | 37000 | -29195 | -10722 | -16% |
| Gisenyi | Kayove | 8133 | 85711 | 60754 | -24957 | -16824 | -20% |
| Gisenyi | Diverses | 8 | | | 0 | 8 | |
| Gitarama | Nyakabanda | 4013 | 50004 | 48604 | -1400 | 2613 | 5% |
| Gitarama | Taba | 4226 | 58942 | 56000 | -2942 | 1284 | 2% |
| Gitarama | Bulinga | 1573 | 39370 | 38623 | -747 | 826 | 2% |
| Gitarama | Musambira | 2311 | 49530 | 48168 | -1362 | 949 | 2% |
| Gitarama | Rutobwe | 1606 | 38394 | 36856 | -1538 | 68 | 0% |
| Gitarama | Nyamabuye | 2609 | 79329 | 75705 | -3624 | -1015 | -1% |
| Gitarama | Nyabikenke | 5208 | 55675 | 46253 | -9422 | -4214 | -8% |
| Gitarama | Mugina | 3835 | 44615 | 36024 | -8591 | -4756 | -11% |
| Gitarama | Kigoma | 1243 | 66516 | 57517 | -8999 | -7756 | -12% |
| Gitarama | Mukingi | 809 | 41389 | 35731 | -5658 | -4849 | -12% |
| Gitarama | Mushubati | 1030 | 69535 | 59993 | -9542 | -8512 | -12% |
| Gitarama | Tambwe | 1324 | 51193 | 42811 | -8382 | -7058 | -14% |
| Gitarama | Murama | 1765 | 44239 | 36000 | -8239 | -6474 | -15% |
| Gitarama | Masango | 1354 | 54448 | 44500 | -9948 | -8594 | -16% |
| Gitarama | Runda | 4847 | 45384 | 30000 | -15384 | -10537 | -23% |
| Gitarama | Ntongwe | 4741 | 79209 | 54835 | -24374 | -19633 | -25% |
| Gitarama | Diverses | 2366 | | | 0 | 2366 | |
| Gitarama | Kayanzi | 759 | 42582 | 34613 | -7969 | -7210 | |

Sheet1

| Prefecture | Commune | Expected | Pre-war Pop | Current Po | Difference | Pop press | Percentage |
|------------|-----------|----------|-------------|------------|------------|-----------|------------|
| Kibungo | Rukara | 40041 | 59922 | 28882 | -31040 | 9001 | 15% |
| Kibungo | Rukira | 44865 | 62039 | 23992 | -38047 | 6818 | 11% |
| Kibungo | Kabarondo | 27053 | 46802 | 24136 | -22666 | 4387 | 9% |
| Kibungo | Rusumo | 110904 | 131637 | 62000 | -69637 | 41267 | 31% |
| Kibungo | Kigarama | 46551 | 72358 | 31455 | -40903 | 5648 | 8% |
| Kibungo | Kayonza | 33623 | 49806 | 19876 | -29930 | 3693 | 7% |
| Kibungo | Birenga | 50891 | 78236 | 30028 | -48208 | 2683 | 3% |
| Kibungo | Sake | 16629 | 62529 | 38046 | -24483 | -7854 | -13% |
| Kibungo | Rutonde | 9060 | 40197 | 24502 | -15695 | -6635 | -17% |
| Kibungo | Mugesera | 9209 | 53313 | 33319 | -19994 | -10785 | -20% |
| Kibungo | Muhazi | 4739 | 48580 | 32570 | -16010 | -11271 | -23% |
| Kibungo | Diverses | -231 | | | | -231 | |
| Kibuye | Gishyita | 10341 | 46628 | ? | ? | #VALUE! | #VALUE! |
| Kibuye | Rutsiro | 2667 | 61430 | 58737 | -2693 | -26 | 0% |
| Kibuye | Mabanza | 7475 | 68671 | 58483 | -10188 | -2713 | -4% |
| Kibuye | Gisovu | 4090 | 42598 | 33466 | -9132 | -5042 | -12% |
| Kibuye | Bwakira | 1859 | 57953 | 48938 | -9015 | -7156 | -12% |
| Kibuye | Kivumu | 1715 | 59907 | 46547 | -13360 | -11645 | -19% |
| Kibuye | Rwamatamu | 8724 | 58969 | 35000 | -23969 | -15245 | -26% |
| Kibuye | Mwendo | 1350 | 47215 | 31180 | -16035 | -14685 | -31% |
| kibuye | Gitesi | 8439 | 66378 | 37000 | -29378 | -20939 | -32% |
| Kibuye | Diverses | 14 | | | 0 | 14 | |
| Kigali Rur | Rushashi | 7921 | 41380 | 37859 | -3521 | 4400 | 11% |
| Kigali Rur | Tare | 10797 | 41808 | 35206 | -6602 | 4195 | 10% |
| Kigali Rur | Ngenda | 20651 | 123570 | 103799 | -19771 | 880 | 1% |
| Kigali Rur | Musasa | 4485 | 35911 | 29398 | -6513 | -2028 | -6% |
| Kigali Rur | Mbogo | 8105 | 34683 | 21780 | -12903 | -4798 | -14% |
| Kigali Rur | Mugambazi | 10009 | 50843 | 33015 | -17828 | -7819 | -15% |
| Kigali Rur | Kanombe | 7238 | 57890 | 39051 | -18839 | -11601 | -20% |
| Kigali Rur | Gashora | 11418 | 81321 | 52168 | -29153 | -17735 | -22% |
| Kigali Rur | Bicumbi | 11093 | 106541 | 70959 | -35582 | -24489 | -23% |
| Kigali Rur | Kanzeze | 14554 | 106914 | 67365 | -39549 | -24995 | -23% |

| Prefecture | Commune | Expected | Pre-war Pop | Current Pr | Difference | Pop press | Percentage |
|--------------|------------|----------|-------------|------------|------------|-----------|------------|
| Kigali Rur | Rutongo | 17242 | 59056 | 27232 | -31824 | -14582 | -25% |
| Kigali Rur | Shyorongi | 12059 | 48573 | 24489 | -24084 | -12025 | -25% |
| Kigali Rur | Butamwa | 13762 | 36657 | 12500 | -24157 | -10395 | -28% |
| Kigali Rur | Gikomero | 3276 | 57610 | 37509 | -20101 | -16825 | -29% |
| Kigali Rur | Rubungo | 8050 | 49208 | 25583 | -23625 | -15575 | -32% |
| Kigali Rur | Gikoro | 2683 | 56529 | 32000 | -24529 | -21846 | -39% |
| Kigali Rur | Diverses | 197 | | | 0 | 197 | |
| Kigali Ville | Kacyiru | 8406 | 61627 | 68567 | 6940 | 15346 | 25% |
| Kigali Ville | Nyarugenge | 14724 | 128079 | 118850 | -9229 | 5495 | 4% |
| Kigali Ville | Kicukiro | 7613 | 62138 ? | | #VALUE! | #VALUE! | #VALUE! |
| Kigali Ville | Diverses | -23 | | | 0 | -23 | |
| Ruhengeri | Butaro | 19639 | 56029 | 58000 | 1971 | 21610 | 39% |
| Ruhengeri | Nyamutera | 7321 | 34403 | 40000 | 5597 | 12918 | 38% |
| Ruhengeri | Nkumba | 7752 | 54557 | 65000 | 10443 | 18195 | 33% |
| Ruhengeri | Nkuli | 21393 | 52018 | 45000 | -7018 | 14375 | 28% |
| Ruhengeri | Mukingo | 15444 | 47464 | 42000 | -5464 | 9980 | 21% |
| Ruhengeri | Nyakinama | 7760 | 40584 | 41222 | 638 | 8398 | 21% |
| Ruhengeri | Gatonde | 6826 | 41564 | 43200 | 1636 | 8462 | 20% |
| Ruhengeri | Kinigi | 17800 | 59674 | 52000 | -7674 | 10126 | 17% |
| Ruhengeri | Kidaho | 2525 | 40794 | 45000 | 4206 | 6731 | 16% |
| Ruhengeri | Cyabingo | 7332 | 53779 | 53390 | -389 | 6943 | 13% |
| Ruhengeri | Ruhondo | 6024 | 43406 | 42000 | -1406 | 4618 | 11% |
| Ruhengeri | Cyeru | 11548 | 82242 | 79000 | -3242 | 8306 | 10% |
| Ruhengeri | Nyamugali | 8804 | 51741 | 48121 | -3620 | 5184 | 10% |
| Ruhengeri | Kigombe | 10118 | 57277 | 52500 | -4777 | 5341 | 9% |
| Ruhengeri | Ndusu | 7508 | 47635 | 44000 | -3635 | 3873 | 8% |
| Ruhengeri | Nyarutovu | 8148 | 67392 | 60012 | -7380 | 768 | 1% |
| Ruhengeri | Diverses | 1470 | | | 0 | 1470 | |

| SECTION 2: | | | | | | | | | | | | |
|---|--|----------|-------------|----------|------------|------|---------|------|--------|-------|-------|---------|
| OCL | : Old caseload refugees registered in the commune (from HACU Database) | | | | | | | | | | | |
| % OCL | : Old caseload refugees as a percentage of current commune population | | | | | | | | | | | |
| NCL | : New caseload refugees registered in the commune (from HACU Database) | | | | | | | | | | | |
| % NCL | : New caseload refugees as a percentage of current commune population | | | | | | | | | | | |
| IDP | : Internally displaced persons within the commune | | | | | | | | | | | |
| % IDP | : Internally displaced persons as a percentage of current commune population | | | | | | | | | | | |
| PP IDP | : Population pressure adjusted if IDPs exit commune | | | | | | | | | | | |
| No account taken as yet (due to lack of information) of destinations of IDPs. | | | | | | | | | | | | |
| Prefecture | Commune | Expected | Pre-war Pop | Curr Pop | Percentage | OCLs | % OCLs | NCLs | % NCLs | IDPs | %IDPs | PP-IDPs |
| Butare | Maraba | 938 | 42948 | ? | | ? | #VALUE! | ? | ##### | 818 | ##### | ##### |
| Butare | Ngoma | 4471 | 34184 | 39723 | 29% | 6237 | 16% | ? | ##### | 18578 | 47% | -38% |
| Butare | Mugusa | 2549 | 41306 | 35603 | -8% | ? | #VALUE! | ? | ##### | 1603 | 5% | -18% |
| Butare | Kibayi | 35690 | 46648 | 6380 | -10% | ? | #VALUE! | ? | ##### | 180 | 3% | -87% |
| Butare | Mbazi | 1099 | 29739 | 25240 | -11% | 76 | 0% | 4055 | 16% | 382 | 2% | -16% |
| Butare | Ruhashya | 822 | 31436 | 26132 | -14% | 16 | 0% | ? | ##### | 2484 | 10% | -25% |
| Butare | Kigembe | 29209 | 52987 | 15308 | -16% | 27 | 0% | 310 | 2% | 1511 | 10% | -74% |
| Butare | Muyaga | 11450 | 37957 | 20081 | -17% | 131 | 1% | 716 | 4% | ? | ##### | ##### |
| Butare | Nyaruhengeri | 18697 | 36792 | 10308 | -21% | ? | #VALUE! | ? | ##### | 595 | 6% | -74% |
| Butare | Nyakizu | 3410 | 54367 | 39450 | -21% | ? | #VALUE! | ? | ##### | 18691 | 47% | -62% |
| Butare | Rusatira | 1320 | 36894 | 27000 | -23% | 120 | 0% | ? | ##### | ? | ##### | ##### |
| Butare | Ntyazo | 7328 | 59602 | 38203 | -24% | ? | #VALUE! | ? | ##### | ? | ##### | ##### |
| Butare | Ndora | 4370 | 32018 | 20003 | -24% | ? | #VALUE! | ? | ##### | 339 | 2% | -39% |
| Butare | Huye | 1075 | 28975 | 20260 | -26% | 141 | 1% | ? | ##### | 4393 | 22% | -45% |
| Butare | Muganza | 16072 | 39255 | 12049 | -28% | ? | #VALUE! | ? | ##### | 100 | 1% | -70% |
| Butare | Muyira | 7066 | 46503 | 26102 | -29% | 714 | 3% | 2733 | 10% | 22655 | 87% | -93% |
| Butare | Syhandu | 21465 | 43985 | 9042 | -31% | 7 | 0% | | 0% | 529 | 6% | -81% |
| Butare | Gishamvu | 5994 | 40770 | 21877 | -32% | 68 | 0% | 9852 | 45% | ? | ##### | ##### |
| Butare | Nyabsindu | 1324 | 39619 | 24050 | -36% | 672 | 3% | 1698 | 7% | 2084 | 9% | -45% |
| Butare | Runyinya | 1810 | 47374 | 27400 | -38% | 26 | 0% | ? | ##### | 11400 | 42% | -66% |
| Butare | Diverses | 19838 | | | | | | | | | | |

| Prefecture | Commune | Expected | Pre-war Pop | Curr Pop | Percentage | OCLs | % OCLs | NCLs | % NCLs | IDPS | %IDPS | PP-IDPs |
|------------|-----------|----------|-------------|----------|------------|------|---------|------|--------|------|-------|---------|
| Byumba | Ngarama | 18128 | 62797 ? | | #VALUE! | ? | #VALUE! | ? | ##### | ? | ##### | ##### |
| Byumba | Rutare | 4501 | 43336 ? | | #VALUE! | ? | #VALUE! | ? | ##### | ? | ##### | ##### |
| Byumba | Kinyami | 3649 | 44894 ? | | #VALUE! | ? | #VALUE! | ? | ##### | ? | ##### | ##### |
| Byumba | Muvumba | 36622 | 64034 | 60000 | 51% | ? | #VALUE! | ? | ##### | ? | ##### | ##### |
| Byumba | Kivuye | 29870 | 36729 | 22500 | 43% | ? | #VALUE! | ? | ##### | ? | ##### | ##### |
| Byumba | Kiyombe | 14195 | 39146 | 37469 | 32% | ? | #VALUE! | ? | ##### | ? | ##### | ##### |
| Byumba | Murambi | 46283 | 92853 | 76000 | 32% | ? | #VALUE! | ? | ##### | ? | ##### | ##### |
| Byumba | cyumba | 16061 | 42598 | 36184 | 23% | ? | #VALUE! | ? | ##### | ? | ##### | ##### |
| Byumba | Gituza | 10411 | 50194 | 47700 | 16% | ? | #VALUE! | ? | ##### | ? | ##### | ##### |
| Byumba | cyungo | 9255 | 50022 | 48000 | 14% | ? | #VALUE! | ? | ##### | ? | ##### | ##### |
| Byumba | Mukarange | 5521 | 40259 | 40247 | 14% | ? | #VALUE! | ? | ##### | ? | ##### | ##### |
| Byumba | Tumba | 13179 | 34246 | 25000 | 11% | ? | #VALUE! | ? | ##### | ? | ##### | ##### |
| Byumba | Muhura | 4675 | 50812 | 46095 | 0% | ? | #VALUE! | ? | ##### | ? | ##### | ##### |
| Byumba | Bwisige | 1551 | 34068 | 31643 | -3% | ? | #VALUE! | ? | ##### | ? | ##### | ##### |
| Byumba | Giti | 1359 | 48989 | 45000 | -5% | ? | #VALUE! | ? | ##### | ? | ##### | ##### |
| Byumba | Buyoga | 12860 | 51382 | 33829 | -9% | ? | #VALUE! | 1000 | 3% | ? | ##### | ##### |
| Byumba | Kibali | 6444 | 60077 | 12414 | -69% | ? | #VALUE! | ? | ##### | ? | ##### | ##### |
| Cyangugu | Gishoma | 5861 | 43406 | 40229 | 6% | ? | #VALUE! | ? | ##### | ? | ##### | ##### |
| Cyangugu | Gafunzo | 7305 | 51067 | 43327 | -1% | ? | #VALUE! | ? | ##### | ? | ##### | ##### |
| Cyangugu | Gatare | 3645 | 58298 | 51772 | -5% | ? | #VALUE! | ? | ##### | ? | ##### | ##### |
| Cyangugu | Nyakabuye | 1767 | 40761 | 36759 | -5% | ? | #VALUE! | ? | ##### | ? | ##### | ##### |
| Cyangugu | Gisuma | 4291 | 51091 | 43502 | -6% | ? | #VALUE! | ? | ##### | ? | ##### | ##### |
| Cyangugu | Bugarama | 10027 | 56623 | 40000 | -12% | ? | #VALUE! | ? | ##### | ? | ##### | ##### |
| Cyangugu | kirambo | 1072 | 49830 | 42917 | -12% | ? | #VALUE! | 27 | 0% | ? | ##### | ##### |
| Cyangugu | Kagano | 3665 | 47389 | 37000 | -14% | ? | #VALUE! | ? | ##### | ? | ##### | ##### |
| Cyangugu | Cyimbogo | 13545 | 44005 | 23467 | -16% | ? | #VALUE! | ? | ##### | ? | ##### | ##### |
| Cyangugu | Karengera | 1059 | 64226 | 50000 | -21% | ? | #VALUE! | ? | ##### | ? | ##### | ##### |
| Cyangugu | Kamembe | 6687 | 49813 | 30000 | -26% | ? | #VALUE! | ? | ##### | ? | ##### | ##### |
| Cyangugu | Diverses | 38 | | | | | | | | | | |
| Gikongoro | Rukondo | 3947 | 34755 ? | | #VALUE! | ? | #VALUE! | ? | ##### | ? | ##### | ##### |
| Gikongoro | nyamagabe | 3747 | 40615 ? | | #VALUE! | ? | #VALUE! | ? | ##### | ? | ##### | ##### |
| Gikongoro | Musebeya | 952 | 39864 | 38005 | -2% | ? | #VALUE! | ? | ##### | ? | ##### | ##### |

Sheet1

| Prefecture | Commune | Expected | Pre-war Pop | Curr Pop | Percentage | OCLs | % OCLs | NCLs | % NCLs | IDPS | %IDPS | PP-IDPs |
|------------|-------------|----------|-------------|----------|------------|---------|---------|------|--------|------|-------|---------|
| Gikongoro | Mugasombwa | 935 | 54316 | 50000 | -6% | ? | #VALUE! | ? | ##### | ? | ##### | ##### |
| Gikongoro | Nshili | 1463 | 49184 | 44337 | -7% | ? | #VALUE! | ? | ##### | ? | ##### | ##### |
| Gikongoro | kivu | 767 | 39588 | 33252 | -14% | ? | #VALUE! | ? | ##### | ? | ##### | ##### |
| Gikongoro | Muko | 911 | 50504 | 40355 | -18% | ? | #VALUE! | ? | ##### | ? | ##### | ##### |
| Gikongoro | Kinyamakara | 4112 | 35122 | 23338 | -22% | ? | #VALUE! | ? | ##### | 448 | 2% | -35% |
| Gikongoro | Karambo | 767 | 27155 | 20212 | -23% | ? | #VALUE! | ? | ##### | 39 | 0% | -26% |
| Gikongoro | Musange | 1099 | 34128 | 25153 | -23% | ? | #VALUE! | ? | ##### | ? | ##### | ##### |
| Gikongoro | karama | 5896 | 33146 | 18000 | -28% | ? | #VALUE! | 150 | 1% | 500 | 3% | -47% |
| Gikongoro | Rwamiko | 793 | 30819 | 18520 | -37% | ? | #VALUE! | ? | ##### | ? | ##### | ##### |
| Gikongoro | Mubunga | 1301 | 35694 | 17295 | -48% | ? | #VALUE! | ? | ##### | ? | ##### | ##### |
| Gikongoro | Diverses | 68 | | | | | | | | | | |
| Gisenyi | Mutura | 28953 | 77065 | ? | | #VALUE! | ? | | ##### | ? | ##### | ##### |
| Gisenyi | Satinsyi | 17162 | 74702 | ? | | #VALUE! | ? | | ##### | ? | ##### | ##### |
| Gisenyi | Rubavu | 15274 | 66219 | ? | | #VALUE! | ? | | ##### | ? | ##### | ##### |
| Gisenyi | Rwerere | 15774 | 55227 | 50000 | 19% | ? | #VALUE! | ? | ##### | ? | ##### | ##### |
| Gisenyi | Karogo | 20279 | 57864 | 48139 | 18% | ? | #VALUE! | ? | ##### | ? | ##### | ##### |
| Gisenyi | Gaseke | 12122 | 58288 | 51000 | 8% | ? | #VALUE! | ? | ##### | ? | ##### | ##### |
| Gisenyi | Nyamyumba | 11282 | 62804 | 54245 | 4% | ? | #VALUE! | ? | ##### | ? | ##### | ##### |
| Gisenyi | Kanama | 8817 | 75803 | 65828 | -2% | ? | #VALUE! | ? | ##### | ? | ##### | ##### |
| Gisenyi | Ramba | 6718 | 55766 | 44000 | -9% | ? | #VALUE! | ? | ##### | ? | ##### | ##### |
| Gisenyi | Kibilira | 7904 | 59376 | 45350 | -10% | ? | #VALUE! | ? | ##### | ? | ##### | ##### |
| Gisenyi | Giciye | 18473 | 66195 | 37000 | -16% | ? | #VALUE! | ? | ##### | ? | ##### | ##### |
| Gisenyi | Kayove | 8133 | 85711 | 60754 | -20% | ? | #VALUE! | ? | ##### | ? | ##### | ##### |
| Gisenyi | Diverses | 8 | | | | | | | | | | |
| Gitarama | Nyakabanda | 4013 | 50004 | 48604 | 5% | ? | #VALUE! | ? | ##### | 685 | 1% | -4% |
| Gitarama | Taba | 4226 | 58942 | 56000 | 2% | 47 | 0% | 17 | 0% | ? | ##### | ##### |
| Gitarama | Bulinga | 1573 | 39370 | 38623 | 2% | 2 | 0% | 51 | 0% | ? | ##### | ##### |
| Gitarama | Musambira | 2311 | 49530 | 48168 | 2% | 168 | 0% | 20 | 0% | 2656 | 6% | -8% |
| Gitarama | Rutobwe | 1606 | 38394 | 36856 | 0% | 21 | 0% | 124 | 0% | 5235 | 14% | -18% |
| Gitarama | Nyamabuye | 2609 | 79329 | 75705 | -1% | 1120 | 1% | ? | ##### | 933 | 1% | -6% |
| Gitarama | Nyabikenke | 5208 | 55675 | 46253 | -8% | 8 | 0% | 5000 | 11% | 2451 | 5% | -21% |
| Gitarama | Mugina | 3835 | 44615 | 36024 | -11% | 827 | 2% | 1 | 0% | ? | ##### | ##### |
| Gitarama | Kigoma | 1243 | 66516 | 57517 | -12% | 2440 | 4% | ? | ##### | 2120 | 4% | -17% |

Sheet1

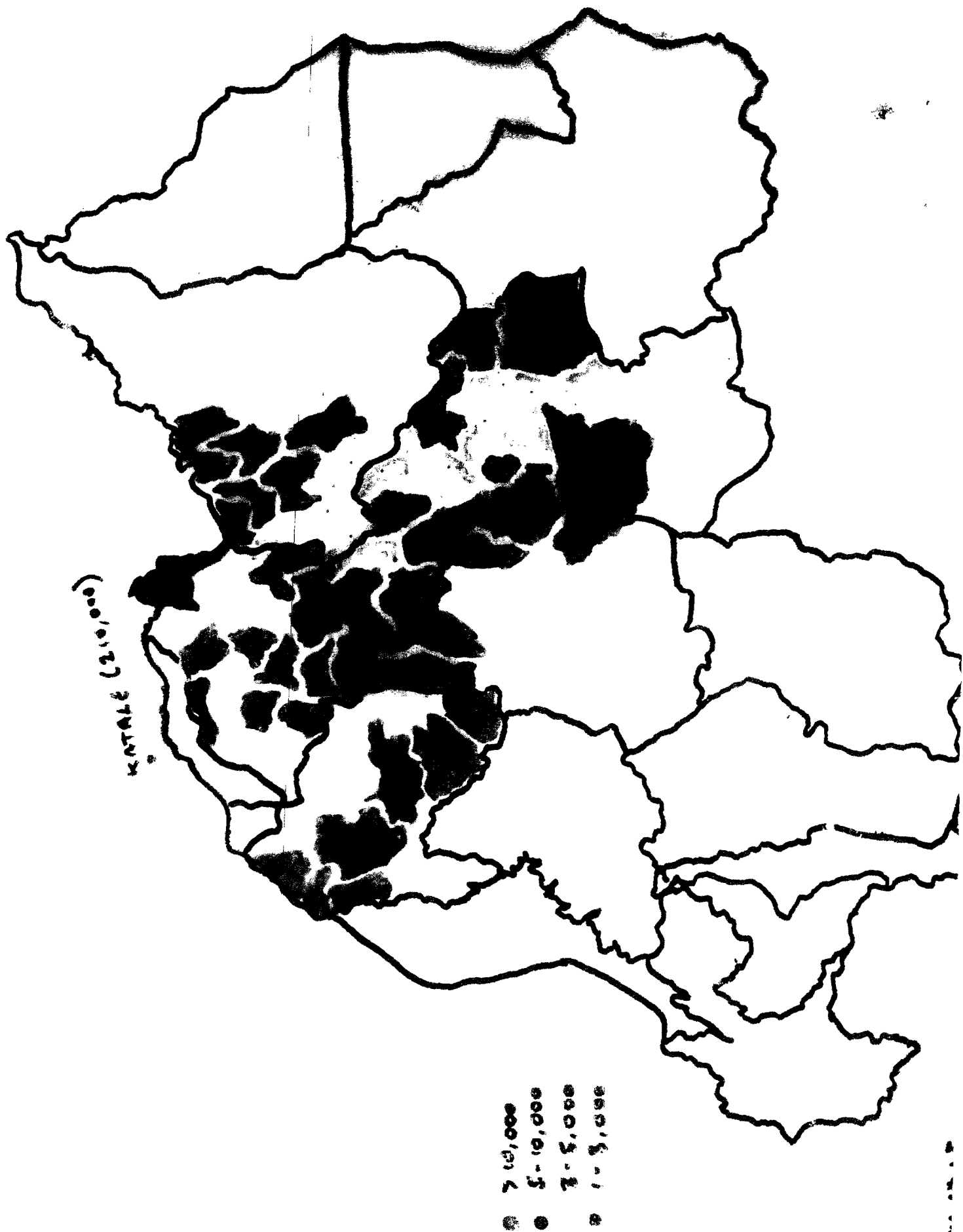
| Prefecture | Commune | Expected | Pre-war Pop | Curr Pop | Percentage | OCLs | % OCLs | NCLs | % NCLs | IDPS | %IDPS | PP-IDPs |
|------------|-----------|----------|-------------|----------|------------|-------|---------|------|--------|-------|-------|---------|
| Gitarama | Mukingi | 809 | 41389 | 35731 | -12% | 63 | 0% | 7 | 0% | ? | ##### | ##### |
| Gitarama | Mushubati | 1030 | 69535 | 59993 | -12% | 61 | 0% | 54 | 0% | ? | ##### | ##### |
| Gitarama | Tambwe | 1324 | 51193 | 42811 | -14% | 484 | 1% | ? | ##### | 184 | 0% | -17% |
| Gitarama | Murama | 1765 | 44239 | 36000 | -15% | 12 | 0% | 4365 | 12% | ? | ##### | ##### |
| Gitarama | Masango | 1354 | 54448 | 44500 | -16% | 31 | 0% | 1630 | 4% | 2 | 0% | -18% |
| Gitarama | Kayanzi | 759 | 42582 | 34613 | -17% | ? | #VALUE! | ? | ##### | ? | ##### | ##### |
| Gitarama | Runda | 4847 | 45384 | 30000 | -23% | 100 | 0% | 20 | 0% | 20 | 0% | -54% |
| Gitarama | Ntongwe | 4741 | 79209 | 54835 | -25% | 789 | 1% | 2435 | 4% | ? | ##### | ##### |
| Gitarama | Diverses | 2366 | | | | | | | | | | |
| Kibungo | Rukara | 40041 | 59922 | 28882 | 15% | 24549 | 85% | 122 | 0% | ? | ##### | ##### |
| Kibungo | Rukira | 44865 | 62039 | 23992 | 11% | 10004 | 42% | 1744 | 7% | ? | ##### | ##### |
| Kibungo | Kabarondo | 27053 | 46802 | 24136 | 9% | 5820 | 24% | 1 | 0% | 994 | 4% | -51% |
| Kibungo | Rusumo | 110904 | 131637 | 62000 | 8% | 50457 | 81% | 3 | 0% | ? | ##### | ##### |
| Kibungo | Kigarama | 46551 | 72358 | 31455 | 8% | 15648 | 50% | 565 | 2% | 10642 | 34% | -71% |
| Kibungo | Kayonza | 33623 | 49806 | 19876 | 7% | 5700 | 29% | ? | ##### | 1481 | 7% | -63% |
| Kibungo | Birenga | 50891 | 78236 | 30028 | 3% | 12183 | 41% | 38 | 0% | ? | ##### | ##### |
| Kibungo | Sake | 16629 | 62529 | 38046 | -13% | 7344 | 19% | 1396 | 4% | 3707 | 10% | -45% |
| Kibungo | Rutonde | 9060 | 40197 | 24502 | -17% | 4162 | 17% | 235 | 1% | 980 | 4% | -41% |
| Kibungo | Mugesera | 9209 | 53313 | 33319 | -20% | 3767 | 11% | 162 | 0% | 1119 | 3% | -40% |
| Kibungo | Muhazi | 4739 | 48580 | 32570 | -23% | 2907 | 9% | 61 | 0% | 1981 | 6% | -37% |
| Kibungo | Diverses | -231 | | | | | | | | | | |
| Kibuye | Gishyita | 10341 | 46628 | ? | #VALUE! | ? | #VALUE! | ? | ##### | ? | ##### | ##### |
| Kibuye | Rutsiro | 2667 | 61430 | 58737 | 0% | ? | #VALUE! | ? | ##### | ? | ##### | ##### |
| Kibuye | Mabanza | 7475 | 68671 | 58483 | -4% | 1427 | 2% | 2700 | 5% | ? | ##### | ##### |
| Kibuye | Gisovu | 4090 | 42598 | 33466 | -12% | ? | #VALUE! | ? | ##### | ? | ##### | ##### |
| Kibuye | Bwakira | 1859 | 57953 | 48938 | -12% | 48 | 0% | 38 | 0% | 1313 | 3% | -18% |
| Kibuye | Kivumu | 1715 | 59907 | 46547 | -19% | 219 | 0% | 165 | 0% | ? | ##### | ##### |
| Kibuye | Rwamatamu | 8724 | 58969 | 35000 | -26% | ? | #VALUE! | ? | ##### | ? | ##### | ##### |
| Kibuye | Mwendo | 1350 | 47215 | 31180 | -31% | ? | #VALUE! | 995 | 3% | ? | ##### | ##### |
| kibuye | Gitesi | 8439 | 66378 | 37000 | -32% | ? | #VALUE! | ? | ##### | ? | ##### | ##### |
| Kibuye | Diverses | 14 | | | | | | | | | | |

| Prefecture | Commune | Expected | Pre-war Pop | Curr Pop | Percentage | OCLs | % OCLs | NCLs | % NCLs | IDPS | %IDPS | PP-IDPs |
|--------------|------------|----------|-------------|----------|------------|-------|---------|-------|--------|------|-------|---------|
| Kigali Rur | Rushashi | 7921 | 41380 | 37859 | 11% | 1 | 0% | 4 | 0% | ? | ##### | ##### |
| Kigali Rur | Tare | 10797 | 41808 | 35206 | 10% ? | | #VALUE! | ? | ##### | ? | ##### | ##### |
| Kigali Rur | Ngenda | 20651 | 123570 | 103799 | 1% ? | | #VALUE! | ? | ##### | ? | ##### | ##### |
| Kigali Rur | Musasa | 4485 | 35911 | 29398 | -6% | 9 | 0% | 72 | 0% | ? | ##### | ##### |
| Kigali Rur | Mbogo | 8105 | 34683 | 21780 | -14% | 25 | 0% | ? | ##### | ? | ##### | ##### |
| Kigali Rur | Mugambazi | 10009 | 50843 | 33015 | -15% ? | | #VALUE! | 27 | 0% | 3 | 0% | -35% |
| Kigali Rur | Kanombe | 7238 | 57890 | 39051 | -20% | 5865 | 15% | 2 | 0% | ? | ##### | ##### |
| Kigali Rur | Gashora | 11418 | 81321 | 52168 | -22% | 4795 | 9% | 3646 | 7% | 521 | 1% | -36% |
| Kigali Rur | Bicumbi | 11093 | 106541 | 70959 | -23% | 1998 | 3% | ? | ##### | 211 | 0% | -34% |
| Kigali Rur | Kanzeze | 14554 | 106914 | 67365 | -23% | 21570 | 32% | 349 | 1% | ? | ##### | ##### |
| Kigali Rur | Rutongo | 17242 | 59056 | 27232 | -25% | 231 | 1% | ? | ##### | ? | ##### | ##### |
| Kigali Rur | Shyorongi | 12059 | 48573 | 24489 | -25% ? | | #VALUE! | ? | ##### | ? | ##### | ##### |
| Kigali Rur | Butamwa | 13762 | 36657 | 12500 | -28% | 63 | 1% | 215 | 2% | ? | ##### | ##### |
| Kigali Rur | Gikomero | 3276 | 57610 | 37509 | -29% | 20 | 0% | 90 | 0% | 400 | 1% | -36% |
| Kigali Rur | Rubungo | 8050 | 49208 | 25583 | -32% ? | | #VALUE! | ? | ##### | ? | ##### | ##### |
| Kigali Rur | Gikoro | 2683 | 56529 | 32000 | -39% ? | | #VALUE! | ? | ##### | ? | ##### | ##### |
| Kigali Rur | Diverses | 197 | | | | | | | | | | |
| Kigali Ville | Kacyiru | 8406 | 61627 | 68567 | 25% | 24868 | 36% | 5 | 0% | 2268 | 3% | 8% |
| Kigali Ville | Nyarugenge | 14724 | 128079 | 118850 | 4% | 43550 | 37% | ? | ##### | 26 | 0% | -7% |
| Kigali Ville | Kicukiro | 7613 | 62138 ? | | #VALUE! | | #VALUE! | ? | ##### | ? | ##### | ##### |
| Kigali Ville | Diverses | -23 | | | | | | | | | | |
| Ruhengeri | Butaro | 19639 | 56029 | 58000 | 39% | 75 | 0% | 27410 | 47% | ? | ##### | ##### |
| Ruhengeri | Nyamutera | 7321 | 34403 | 40000 | 38% | 0 | 0% | 21619 | 54% | ? | ##### | ##### |
| Ruhengeri | Nkumba | 7752 | 54557 | 65000 | 33% | 0 | 0% | 65 | 0% | ? | ##### | ##### |
| Ruhengeri | Nkuli | 21393 | 52018 | 45000 | 28% | 15 | 0% | 22398 | 50% | ? | ##### | ##### |
| Ruhengeri | Mukingo | 15444 | 47464 | 42000 | 21% | 3 | 0% | 42 | 0% | ? | ##### | ##### |
| Ruhengeri | Nyakinama | 7760 | 40584 | 41222 | 21% | 12 | 0% | 1920 | 5% | ? | ##### | ##### |
| Ruhengeri | Gatonde | 6826 | 41564 | 43200 | 20% | 16 | 0% | 1807 | 4% | ? | ##### | ##### |
| Ruhengeri | Kinigi | 17800 | 59674 | 52000 | 17% | 1466 | 3% | 44 | 0% | ? | ##### | ##### |
| Ruhengeri | Kidaho | 2525 | 40794 | 45000 | 16% | 75 | 0% | 5400 | 12% | ? | ##### | ##### |
| Ruhengeri | Cyabingo | 7332 | 53779 | 53390 | 13% ? | | #VALUE! | 4000 | 7% | ? | ##### | ##### |
| Ruhengeri | Ruhondo | 6024 | 43406 | 42000 | 11% ? | | #VALUE! | 7391 | 18% | ? | ##### | ##### |

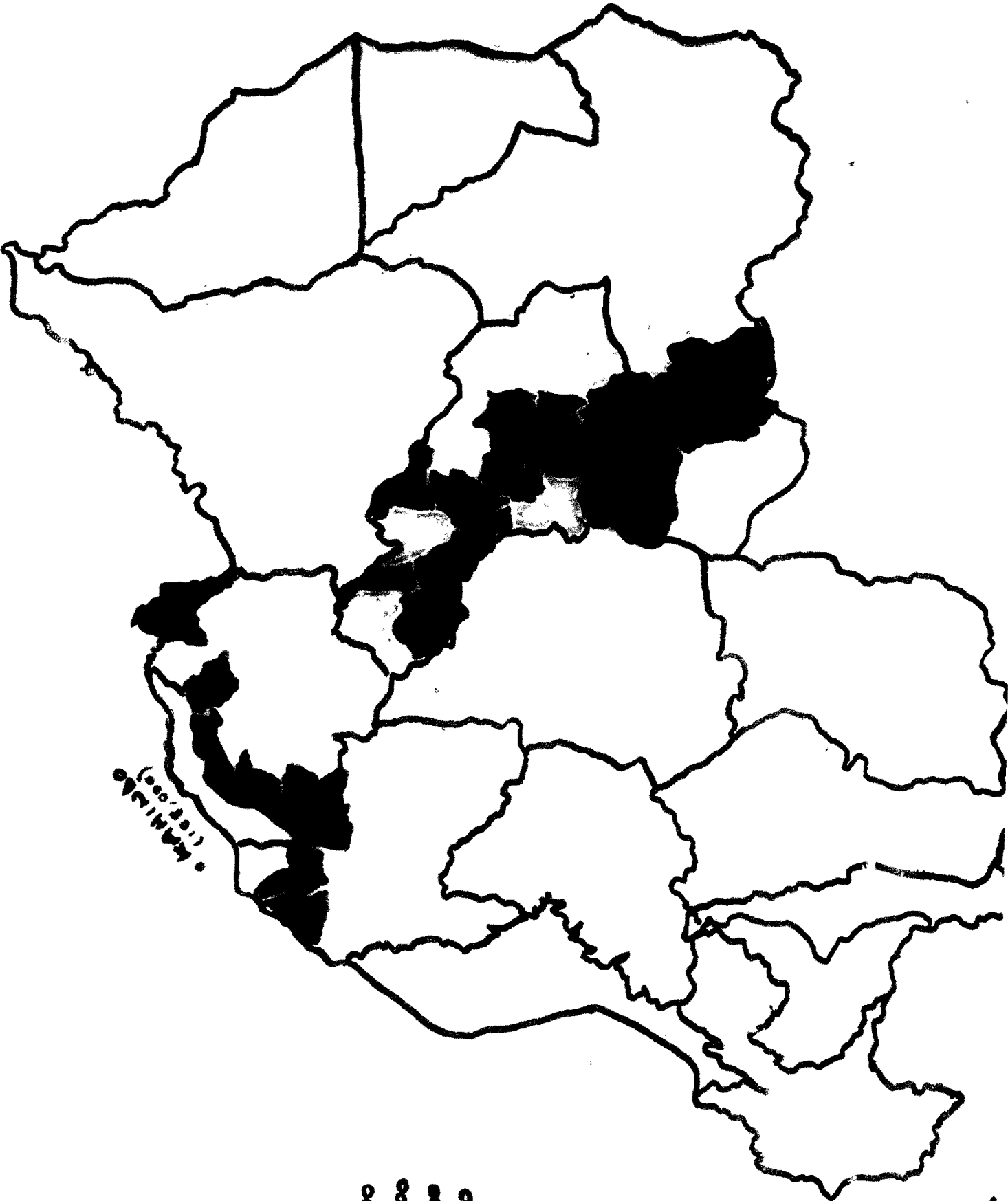
Sheet1

| Prefecture | Commune | Expected | Pre-war Pop | Curr Pop | Percentage | OCLs | % OCLs | NCLs | % NCLs | IDPS | %IDPS | PP-IDPs |
|------------|-----------|----------|-------------|----------|------------|------|--------|-------|--------|------|-------|---------|
| Ruhengeri | Cyeru | 11548 | 82242 | 79000 | 10% | 47 | 0% | 40 | 0% | ? | ##### | ##### |
| Ruhengeri | Nyamugali | 8804 | 51741 | 48121 | 10% | 38 | 0% | 4250 | 9% | ? | ##### | ##### |
| Ruhengeri | Kigombe | 10118 | 57277 | 52500 | 9% | 7718 | 15% | 37097 | 71% | ? | ##### | ##### |
| Ruhengeri | Ndusu | 7508 | 47635 | 44000 | 8% | 0 | 0% | 1845 | 4% | ? | ##### | ##### |
| Ruhengeri | Nyarutovu | 8148 | 67392 | 60012 | 1% | 0 | 0% | 300 | 0% | ? | ##### | ##### |
| Ruhengeri | Diverses | 1470 | | | | | | | | | | |

DIAG 1 : EXPECTED RETURNS BY COMMUNE - KATALE GRP (Goma, 2012)
(2009-2012 OPNCA)



DIAG 2: EXPECTED RETURNS BY COMMUNE-KAHINDO CAMP (G000,21
(Source: UNHCR)

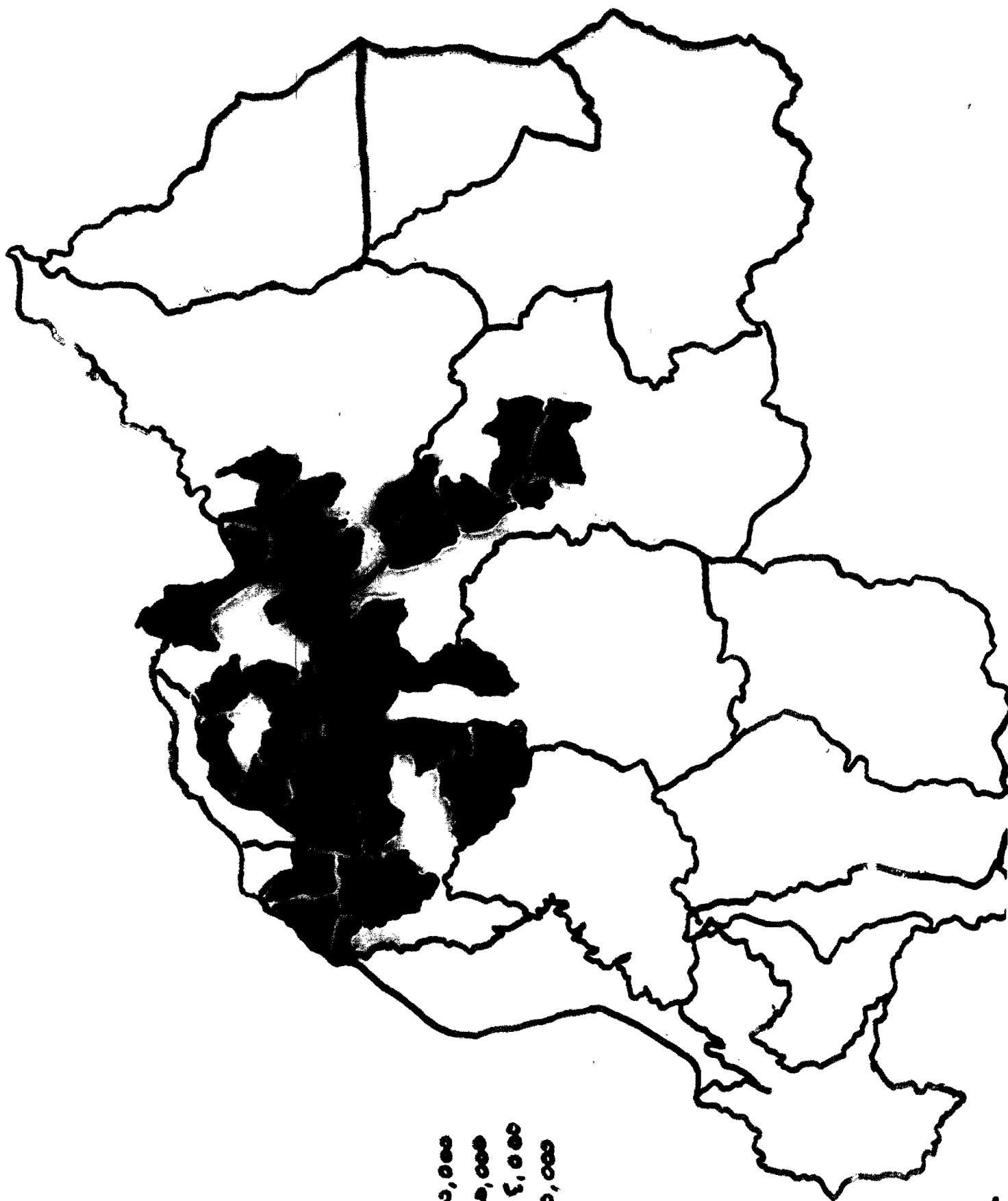


- 7 10,000
- 5-10,000
- 3-5,000
- 1-3,000



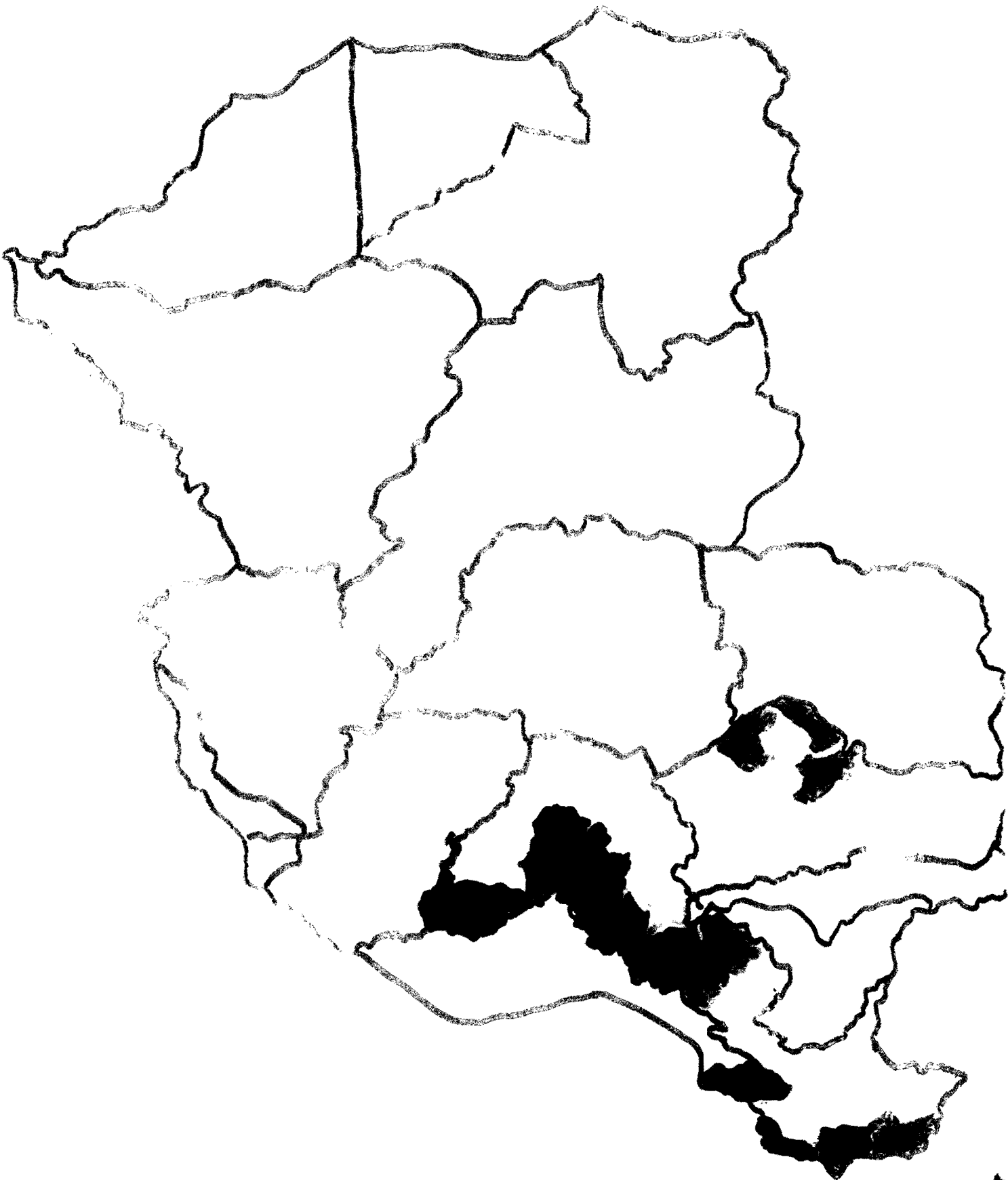
1-40 10000

DIAG 5: EXPECTED RETURNS BY COMMUNE - GOMA CUMULATIVE (ZAIRE)
(SOURCE: UNHCR/ECNO)



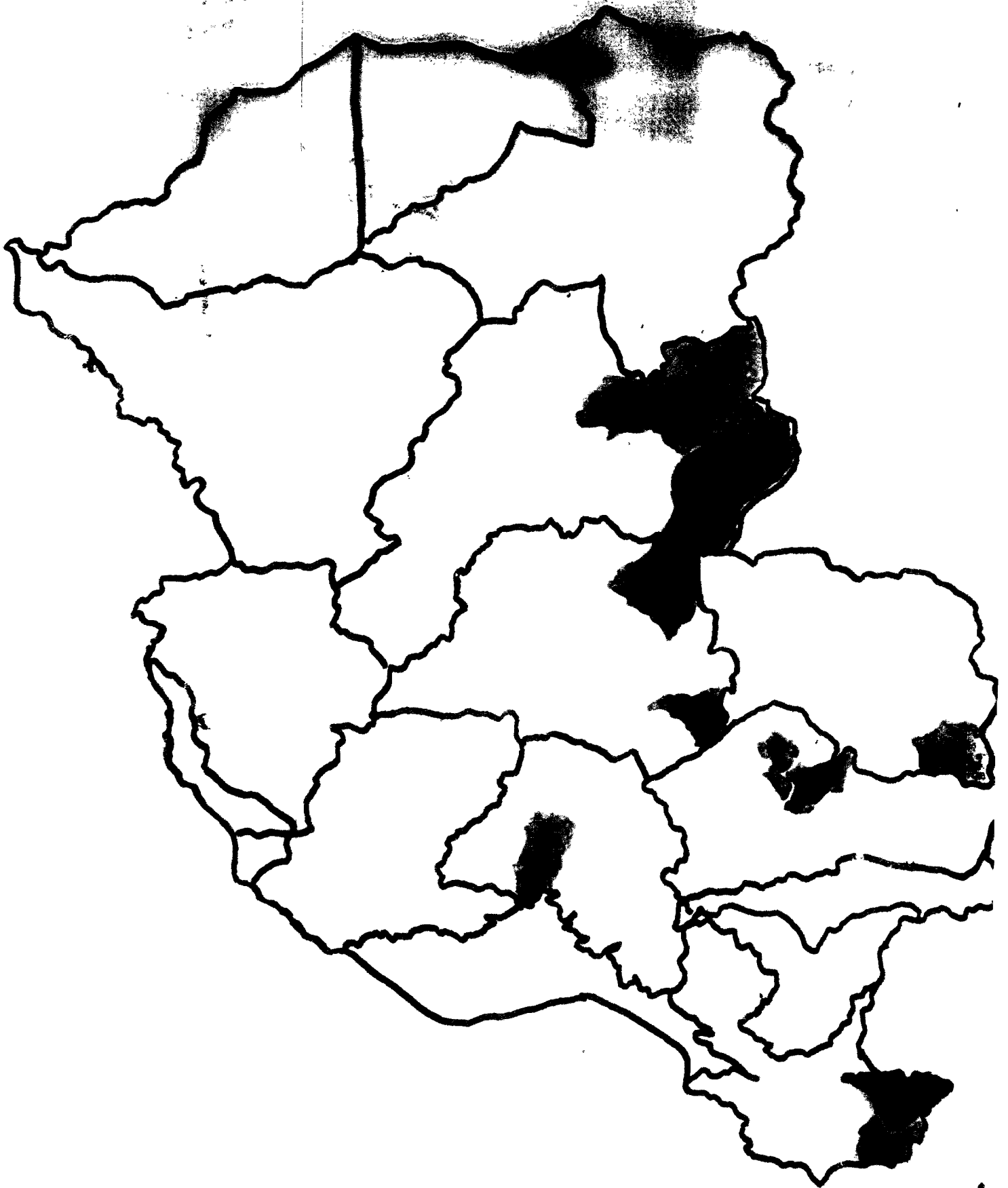
• > 20,000
• 15-20,000
• 10-15,000
• 5-10,000

DIAG 6: EXPECTED RETURNS BY COMMUNE BUREAU (ZAIRE)
(Source: GCHQ/HCR)




7-10,000
5-10,000
3-5,000
1-3,000

DIAG 7: EXPECTED RETURNS TO COMMUNES - CIVIC CAMPS (ZAIRES)
(LUMU, LUM/HR)



- 710,000
- 5-10,000
- 3-5,000
- 1-3,000

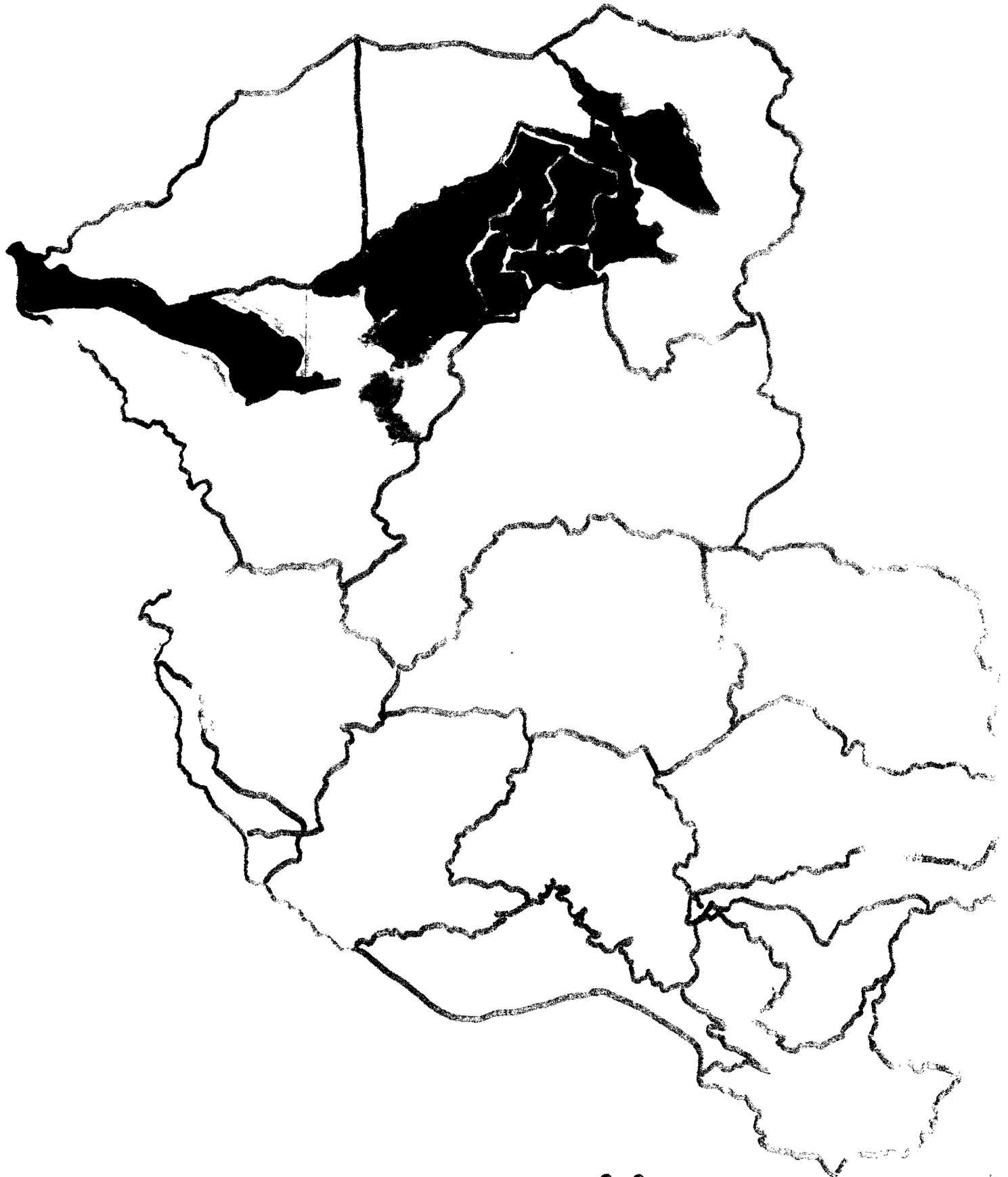
Map of the Republic of the Congo (Brazzaville)



- > 10,000
- 5 - 10,000
- 3 - 5,000
- 1 - 3,000
- 1,000
- 500
- 100
- 50
- 10
- 1

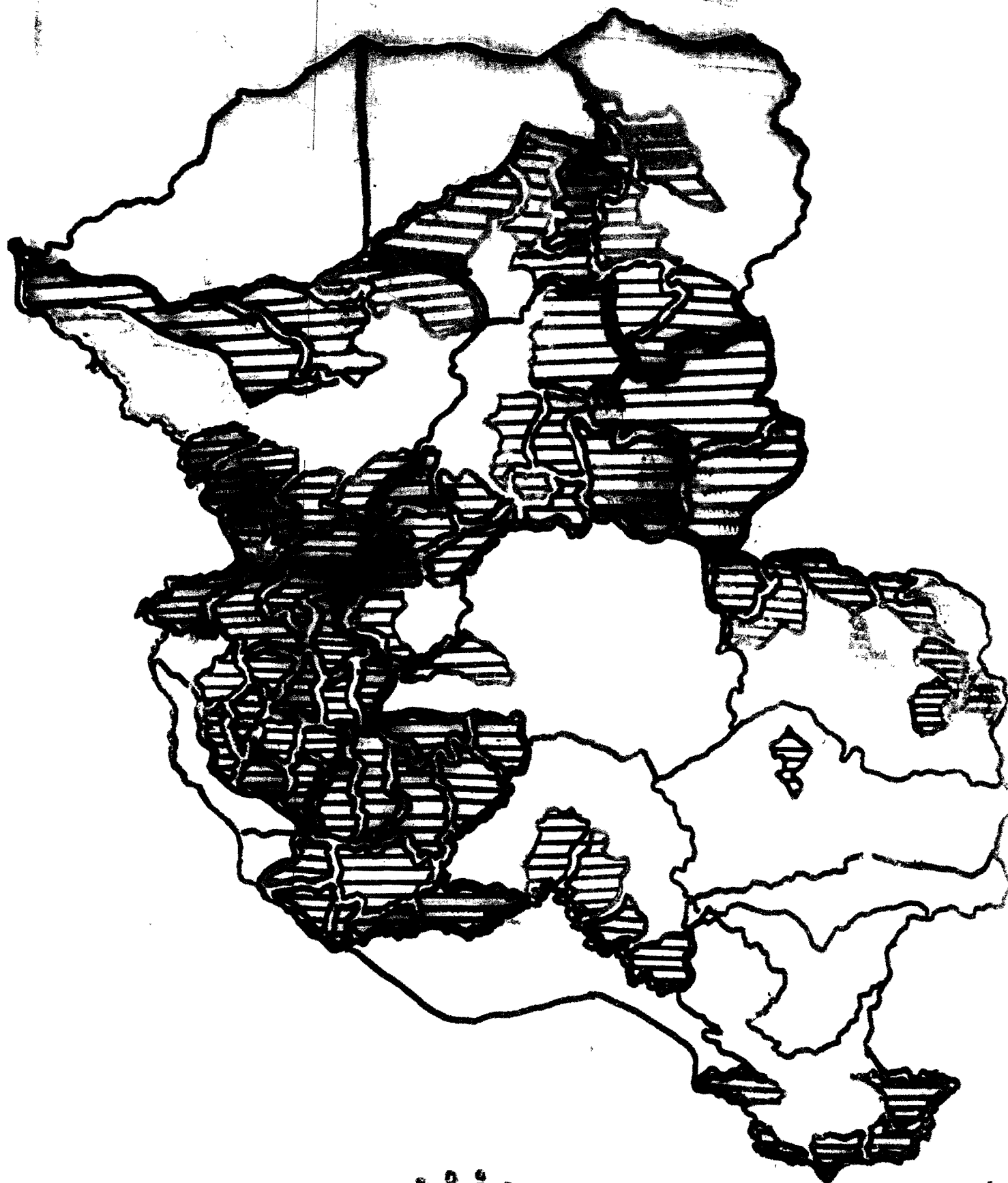
Scale 1:1,000,000

D-4610: EXPECTED RETURNS BY COMMUNE - KARAGWE CAMPS (TANZANIA)
 (Source: ECHO/HCA)



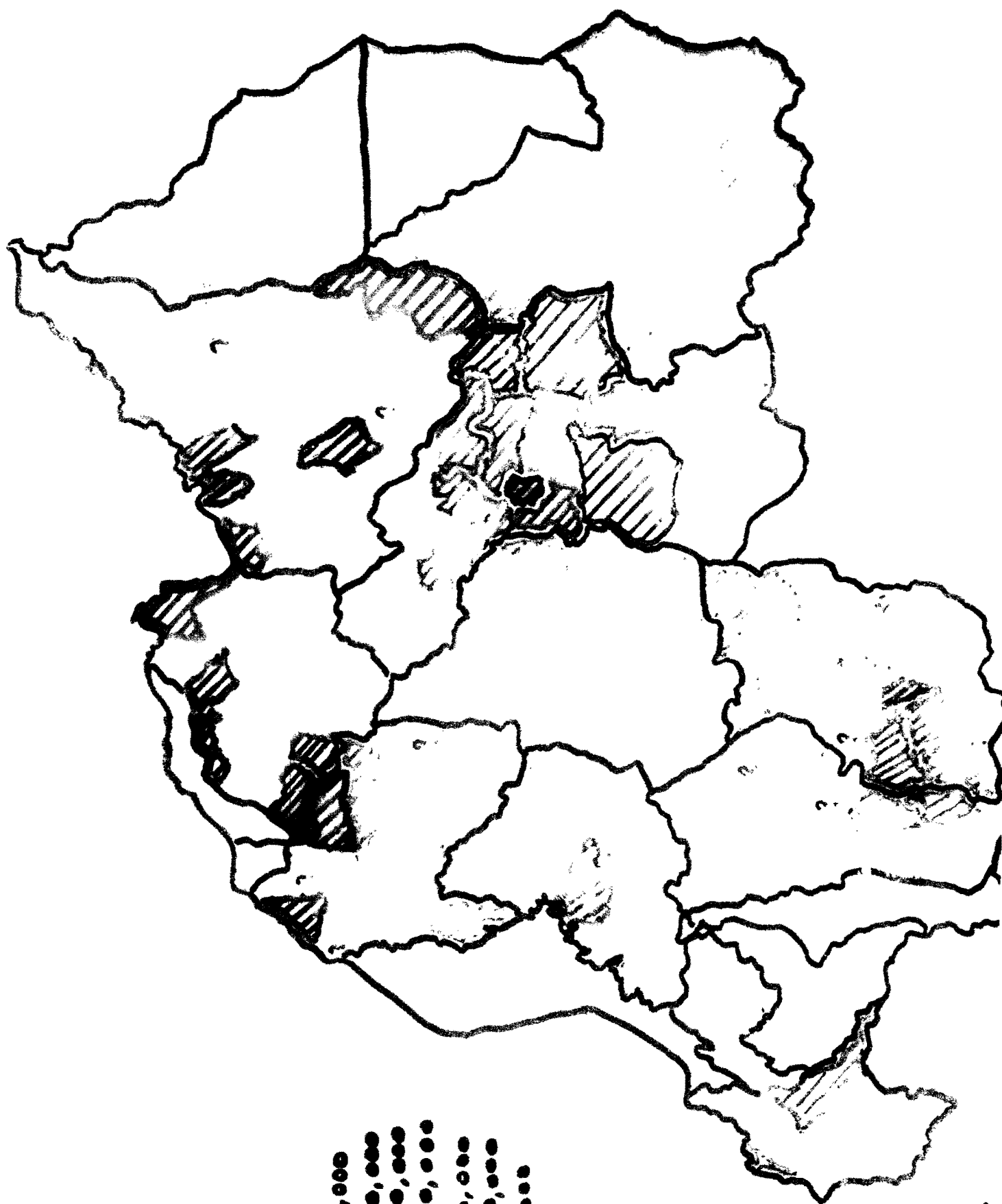
- 70,000
- 5-10,000
- 3-5,000
- 1-2,000

DIAG 111 EXPECTED RETURNS BY COMMUNE - CUMULATIVE NEW CASELOAD
(SOURCE: UNHCR/CCMO)



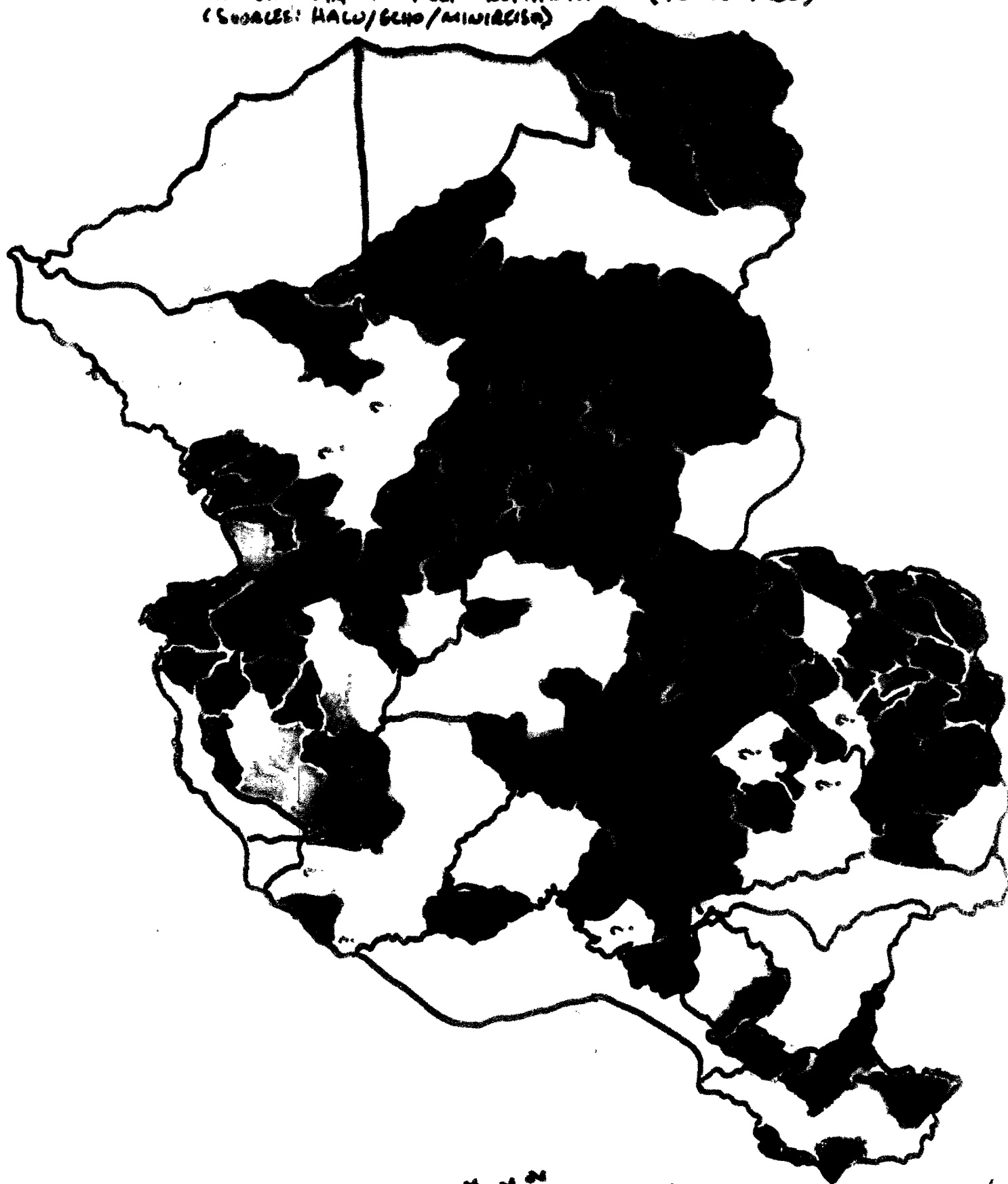
+ 700,000
 500 - 600,000
 400 - 500,000
 300 - 400,000
 200 - 300,000
 100 - 200,000
 50 - 100,000

DIAG 12: EXPECTED CHANGES IN COMMUNE POPULATIONS -
 MARCH 1994 TO POST-REPATRIATION (NUMERICAL)
 (Sources: HAU/ECHO/MINIRECO)



+ > 40,000
 + 30-40,000
 + 20-30,000
 + 10-20,000
 - 10-20,000
 - 20-30,000
 - > 30,000

DIAG 13: EXPECTED CHANGE IN COMMONWEALTH POPULATIONS -
MARCH 1994 TO POST-REPATRIATION (PERCENTAGE)
(SOURCE: HALU/GENO/MINIRECISA)



03/04/94

DIAG 14: PERCENTAGE OF DESTROYED HOUSING -
 20 MOST AFFECTED COMMUNES
 (Source: HAW/MINIALHO)



- 201-100
- 207-100
- 203-100
- 209-100
- 209