

DP 24X
Vol II

RECORD

Date Registered

FROM WHOM

SUBJECT

WEEKLY REPORT FROM OPERATIONAL ANALYSIS SECTION OF
DISPLACED PERSONS, REFUGEES AND WELFARE BRANCH G5.

(Weekly Situation Reports)

NOTE. This file must always be passed on VIA the REGISTRY.

33528D) Wt P470/22 5m 7/44 HJR & L. Gp 51

Referred to	Date	Referred to	Date	Referred to	Date
Ch. Van Slyke	3/10				
Thos. Kent	30/10				
Reynolds	19/12/46				
Miss H. W. Bracon	12/1				
PA					
HWB	10/1				

NOTE.—Do not retain this File unnecessarily.

(27628) Wt.P.420/28 5.000 7/44 A.& E.W.Ltd. Gp.745

FOR INFORMATION ONLY

INCOMING CABLE

D.P. 60

Copy for DP24X

FRANKFURT.....TO.....U.K. ELSE

Information UNRRA SC-4556

Attention: Dr. Langrod

D. 2nd Oct., 1945

R. 2nd Oct., 1945

Liaison Officers for repatriation.

An Allied Liaison Section will be formed at UNRRA Central Headquarters. Addressees will be informed by UNRRA when its terms of reference have been determined.

Movement of displaced persons, refugees and prisoners of war.

a. Beginning 1 October 1945, co-ordination of inter-zone movement and repatriation movement, hitherto carried out by the repatriation section of CDPX will be carried out by a combined repatriation executive (CRX), operating under the Control Council.

b. CRX will be located by the office of military government (US zone) Frankfurt, pending establishment of communications and personnel in AOKA building, Berlin.

UNRRA

The proposed no UNRRA-USMGT agreement has not yet been executed. However, correspondence relating to camp administration, welfare, etc., in the U.S. zone will be addressed to UNRRA Headquarters, U.S. zone, Wiesbaden, beginning 1 October, 1945. Copies of agreement being negotiated is being mailed this date, to offices of Military Government in U.S. zone for information.

INDEXED

FOR INFORMATION ONLY

INCOMING CABLE

DP 60
082414
FRANKFURT

Attention: Miss Gibbons

..... TO BERNE

No. SC-3719

Dated: 26 September 1945

EN CLAIR

Rec'd: 27 September 1945

SENT TO: USFET REAR, PARIS
UNRRA US GROUP CC GERMANY (BERLIN)
3rd ARMY
7th ARMY
UK BASE
CONTROL COLLATION BRITISH ELEMENT, BERLIN
UNRRA, THE HAGUE
UNRRA MAIN, SPENGE (21st ARMY GROUP)
OYJEON, OPERATIONS MISSION, GERMANY
COPENHAGEN
AFHQ CASERTA
FRENCH ZONE, AUSTRIA
MILITARY MISSION TO MOSCOW
FRENCH ZONE BADEN BADEN
FRENCH ZONE INNSBRUCK
ALLIED CONTROL COMMISSION HUNGARY
JOINT MISSION FRANCE
JOINT MISSION BELGIUM AND LUXEMBOURG
JOINT MISSION CZECHOSLOVAKIA
US MILITARY ATTACHE BELGRADE
US CONSUL BERNE
BRITISH CONSUL BERNE
BRITISH CONTROL COMMISSION AUSTRIA
BRITISH MILITARY ATTACHE BELGRADE
INFO: BRITISH WLR OFFICE, LONDON
ADJUTANT GENERAL, WASHINGTON

For (1) Prisoners of War and Displaced Persons Division. (25)
Intergovernmental Committee on Refugees.

Subject is warning order regarding dissolution of Combined Displaced Persons Executive.

Reference AG 383.7-1GE-AGM, dated July 8th 1945, Combined Displaced Persons Executive will be terminated with effect from 0001 hours, October 1st 1945. Correspondence hitherto addressed for action or information to Combined Displaced Persons Executive will be routed as follows:

1. Statistical information, all field reports and returns and all requests for information whether regular or periodic will be addressed to UNRRA Central Headquarters, Höchst APO 757, copies to the appropriate military and UNRRA Zone Headquarters.
2. Displaced persons forms
 - a) Requests for supplies of displaced persons forms will be addressed to UNRRA Central HQ.
 - b) Completed DP/cards and copies of alphabetical lists of displaced persons living outside assembly centres (See Combined Displaced Persons Executive cable S-21229 of September 2nd 1945 not to all addresses) will be forwarded on completion to the Central Records Office of UNRRA Central HQ.

.../c....

- c) All other completed forms formerly submitted to CDEK will be returned through the appropriate UNRRA Zone HQ to UNRRA Central HQ.
 - d) Cases involving disputes concerning Soviet citizenship will continue to be settled by boards of Military Officers in accordance with existing zone instructions.
3. Liaison Officers for repatriation.
- a) Allied Liaison Sections will be maintained at Military Zone HQ.
 - b) Allied Liaison Officers for repatriation now attached to US or British Missions to Allied Governments will be recalled by CDEK before October 1st. If their services are desired thereafter this will be effected by arrangements between their governments and the allied governments concerned.
 - c) The formation of an Allied Liaison Section at UNRRA Central HQ is under consideration. This Section would:
 - (1) Undertake responsibilities in connection with the tracing of missing United Nations displaced persons.
 - (2) Assist UNRRA in dealing with the various national groups in camps operated by UNRRA.
4. Movement. The formation of a Combined Repatriation Executive (CREX) which would assume the responsibilities now discharged by CDEK regarding the coordination of interzonal movement is now under consideration.
5. United States and British citizens. Correspondence relating to their identification, documentation and repatriation authorisation will be referred under arrangements to be made later, directly to United States Consular Officers when appointed or to the British Vice Consul, British Army of the Rhine, as appropriate. United States and British Consular Officers will correspond directly with Military District concerning these matters. No correspondence except that relating to the coordination of repatriation movement will be referred to Displaced Persons Branches at Military Zone HQ.
6. Other foreigners in Germany not represented by Consular Officers or Liaison Officers for Repatriation.
- a) Correspondence relating to identification, documentation or repatriation authorisation of Latin Americans (except Argentinians) and Egyptians will be forwarded directly under military district arrangements to United States Consular Officers when appointed.
 - b) Such correspondence relating to other foreigners will, pending further instructions, continue to be forwarded to Military Zone HQ.
7. Enquiries and records. Correspondence for the Central Tracing and Central Records Officer Bureau will be addressed to UNRRA Central HQ.
8. United Nations Relief and Rehabilitation Administration. It is contemplated that UNRRA will assume responsibility for the administration of displaced persons camps in the United States Zone on October 1st 1945, and in the British and French Zones on November 1st 1945. When UNRRA assumes such responsibility, correspondence relating to camp administration, welfare, etc., will be addressed to the appropriate UNRRA Zone HQ. Until such time, it will be addressed to the Military Zone HQ concerned.
9. A further instruction will follow before October 1st 1945 from CDEK, cite EDEK.

Document
Missing.

~~★ to ★~~ incl.

3.15. 18. 19. 22. 23 25.

27. 28. 49. 50.

Situation Reports

Bi-WEEKLY SITUATION REPORTS

Nos: MISSING 2. 3. 10. 12

~~1-110-123~~ ~~inches~~

~~23, 24, 30, 32~~ ~~38~~ ~~44, 43.~~

DISPLACED PERSONS ON HAND IN BRITISH - FRENCH

Nationality	British Zone (21 July)					Zon Tot
	1 Corps In Camps	8 Corps In Camps	30 Corps In Camps	Total In Camps	Total Outside	
French	1,606	138	106	1,850	300	
Dutch	138	235	276	649	350	
Belgian & Luxembourg	402	80	207	689	200	
Danish	1	118	10	129	-	
Norwegian	1	117	12	130	-	
Soviet	247,909	4,638	56,735	309,282	94,000	4
Estonian	415	4,986	253	5,654	100	
Latvian	1,167	15,467	738	17,372	80	
Lithuanian	777	9,185	1,433	11,395	100	
Polish	105,879	92,402	269,600	467,881	58,000	52
Czechoslovak	1,390	-	1,390	2,780	100	
Yugoslav	16,211	8,612	22,500	47,323	200	4
Greek	770	375	920	2,065	-	
Italian	99,947	31,336	71,600	202,883	12,000	21
Hungarian	631	675	2,730	4,036	100	
Rumanian	315	301	1,811	2,427	100	
Bulgarian	25	7	3	35	-	
Stateless	30	257	3	290	3,000	3
Others & Unclassified	542	672	27,784	28,998	16,000	44
TOTAL:-	478,156	169,601	458,111	1,105,868	184,630	1,29

(a) The figure for the French Zone includes the 30,957 Displaced. The total Zone figure is thought to be unreliable, and is pr

(b) Includes approximately 138,000 Germans in Czechoslovakia.

Copy to: Col. Charley

Mr. Carter
Dr. Hangrod
Admin. Services(Mr. Moore
Mr. Berger
Miss Gibbons
Miss Radin

GE-CDPR 383.7 (2.212)

RESTRICTEDCOMBINED
DISPLACED PERSONS EXECUTIVE
c/o G-5 Division, USFET

RECEIVED

27 SEP 1945
U. N. R. A.
MAIL UNIT

19 September 1945

SITUATION REPORT NO. 48

INDEXED

I. Summary of Current Situation

Requiring Repatriation from US/BR/FR Zones (Germany)	1,042,000
Probably Non-Repatriable	304,000
Repatriated	5,232,000
Total	6,578,000

II. Current Situation by Nationality

<u>Nationality</u>	<u>Requiring Repatriation from US/BR/FR Zones (Germany)</u>	<u>Probably Non- Repatriable</u>	<u>Repatriated</u>
French	2,000	-	1,509,000 (11 Sept)
Dutch	3,000	-	274,000 (14 Sept)
Belgian & Luxembourg	1,000	-	298,000 (18 Sept)
Danish	-	-	5,000 (Est.)
Norwegian	-	-	6,000 (Est.)
Russian	-	40,000	2,031,000 (16 Sept)
Estonian	-	21,000	-
Latvian	-	62,000	1,000 (16 Sept)
Lithuanian	-	48,000	-
Polish	822,000	-	89,000 (16 Sept)
Czechoslovak	-	3,000	135,000 (Est.)
Jugoslav	-	25,000	204,000 (Est.)
Greek	3,000	-	12,000 (10 Sept)
Italian	20,000	-	579,000 (13 Sept)
Hungarian	93,000	-	11,000 (16 Sept)
Rumanian	11,000	-	5,000 (16 Sept)
Bulgarian	-	-	2,000 (16 Sept)
Stateless	28,000	-	-
Germans	-	105,000	51,000
Others and Unclassified	59,000	-	20,000 (16 Sept)
TOTAL	1,042,000	304,000	5,232,000

a. Repatriation figures for French, Dutch, Belgians, Luxembourgers, Czechs, Yugoslavs, Greeks and Italians are obtained from official sources of governments concerned and include repatriates from areas other than the BR/US/FR Zones of Germany.

b. Included in the French figure of 1,509,000 are 153,289 repatriated by air. A 10 percent allowance for self-repatriation is included.

c. For details of Belgian-Luxembourg repatriation figures, see Report 44

d. British Zone authorities report 178,876 Western Europeans received from the Soviet Zone as of 13 September. American Zone authorities report the reception of 319,086 persons, including 231,377 Western Europeans, 78,139 Italians, 1,898 Czechs, 5,428 Yugoslavs, 88 Balts, 1,455 Poles, 145 Rumanians, 3 Greeks, 71 Hungarians, and 482 others from the Soviet Zone as of 16 September

RESTRICTED

R E S T R I C T E D

III. Displaced Persons on Hand in BR/FR/US Zones in Germany and in 3 US Army Sector in Czechoslovakia

<u>Military Unit and Zone</u>	<u>Date of Report</u>	<u>In Camps</u>	<u>Others Estimated</u>	<u>Total</u>
Western District (7 US Army)	15 Sept	175,327	-	175,327
Eastern District (3 US Army)	16 Sept	348,201	-	348,201
Czechoslovakia (3 US Army)	31 Aug	111,602	-	111,602
<u>Total U. S. Zone</u>		<u>635,130</u>	-	<u>635,130</u>
<u>Total French Zone</u>	8 Sept	<u>74,345</u>	-	<u>74,345</u>
1 Corps		135,186	-	135,186
8 Corps		136,468	-	136,468
30 Corps		320,181	-	320,181
<u>Total British Zone</u>	13 Sept	<u>591,835</u>	<u>45,980</u>	<u>637,815</u>
 GRAND TOTAL		 <u>1,301,310</u>	 <u>45,980</u>	 <u>1,347,290</u>

For breakdown by nationality in the British, French and American Zones see Appendix I.

IV. Displaced Persons on Hand in Switzerland, Norway, Denmark, Italy, France, Belgium, British and American Zones in Austria and 3 US Army Sector of Czechoslovakia.

For breakdown by nationality, see Appendix II.

V. UNRRA. As of 12 September, 330 UNRRA and 20 voluntary agency teams numbering approximately 4,800 persons had been deployed. 689 people were at Granville as of 4 September, and a combined total of 5,800 persons had been recruited. The explanation for the sudden decrease in the number of UNRRA teams lies in the fact that 55 teams have been dissolved and their personnel reassigned to complete the organization of other teams.

VI. The deployment of Allied Liaison Officers as of 10 September 1945: U.S. Zone 173 (Eastern District 85 - Western District 80 - Austria Sector 5 - Berlin District, U.S. Sector 3); British Zone 243; French Zone 51. The numbers by nationality are - 41 Belgian; 23 Czechoslovak; 43 Dutch; 78 French; 4 Greek; 21 Italian; 1 Luxembourg; 3 Norwegian; 2 Danish; 120 Polish; 91 Russians; 40 Yugoslavian. These officers are in addition to officers attached to USFET Main and USFET Country Mission.

VII. Total Movement out of Each Zone. For the situation as of 1 September, see Report 44.

VIII. The numbers and nationalities of displaced persons employed as civilian labor by the US Army in the American Zone of occupation are listed below. In the Western Military District as of 1 September 1945 there were 4 Americans, 1 Austrian, 53 Belgians, 1 Bulgarian, 17 Czechs, 2 Danes, 91 Dutch, 6 French, 48 Estonians, 7 Greeks, 10 Hungarians, 2 Iranians, 1 Irishman, 48 Italians, 26 Jugoslavs, 24 Latvians, 31 Lithuanians, 117 Luxembourgers, 17 Stateless, 3 Norwegians, 5,660 Poles, 12 Rumanians, 51 Spaniards, 1 Swede, 1 Swiss, and 37 Ukrainians, a total of 6,272. In the Eastern Military District there were 278 Italians, 846 Jugoslavs, 1,186 Lithuanians, 14,397 Poles, and 1,006 Russians a total of 17,713.

For the Chiefs, CDEA:

Laurence W. Cramer

LAWRENCE W. CRAMER

Lt. Colonel, AUS

Executive Officer

R E S T R I C T E D

DISPLACED PERSONS ON HAND IN BRITISH - FRENCH - AMERICAN ZONES OF OCCUPATION

Nationality	BRITISH ZONE (13 SEPTEMBER)					FRENCH		AMERICAN ZONE (16 SEPTEMBER)			Grand Total
	1 Corps In Camps	8 Corps In Camps	30 Corps In Camps	Total In Camps	Total Outside	Zone Total	Zone Total (8 Sept.)	Western District (7 U.S.Army)	Eastern District (3 U.S.Army)	Zone Total	
French	45	244	184	473	200	673	381	484	366	850	1,904
Dutch	359	231	954	1,544	100	1,644	186	501	255	756	2,586
Belgian & Luxembourg	39	103	222	364	200	564	206	223	505	728	1,498
Danish	10	80	49	139	-	139	-	17	36	53	192
Norwegian	5	51	13	69	-	69	31	11	66	77	177
Russian	428	277	1,090	1,795	4,000	5,795	6,497	1,702	26,031	27,733	40,025+
Estonian	714	5,564	2,234	8,512	100	8,612	1,000	2,720	8,706	11,426	21,038+
Latvian	2,880	14,826	8,104	25,810	80	25,890	1,005	8,546	26,398	34,944	61,839+
Lithuanian	1,745	8,375	6,767	16,887	100	16,987	3,366	8,234	19,700	27,934	48,287+
Polish	122,454	99,123	264,700	486,277	18,000	504,277	53,806	140,119	123,506	263,625	821,708
Czechoslovak	34	95	734	863	100	963	533	269	1,462	1,731	3,227+
Yugoslav	2,940	3,035	5,942	11,917	1,000	12,917	1,452	1,409	9,536	10,945	25,314+
Greek	-	26	200	226	-	226	24	162	2,877	3,039	3,289
Italian	80	6	575	661	8,000	8,061	913	401	10,003	10,404	19,978
Hungarian	1,205	1,087	6,257	8,549	100	8,649	2,178	501	81,457	81,958	92,785
Rumanian	972	462	5,143	6,577	1,000	7,577	363	469	2,463	2,932	10,872
Bulgarian	15	8	113	136	-	136	73	56	149	205	414
Stateless	127	1,825	4,687	6,639	5,000	11,639	762	1,792	13,912	15,704	28,105
Others & Unclassified	1,134	1,050	12,213	14,397	8,000	22,397	1,369 (a)	7,711	132,375(b)	140,086	164,052
TOTALS:	135,186	136,468	320,181	591,835	45,980	637,815	74,345	175,327	459,803	635,130	1,347,290

(a) Includes 331 Anglo-Saxons, 180 Austrians, 166 Spanish, 88 claimed Armenians, 149 Iranians and 655 Others.

(b) Includes 105,000 Germans in U.S. Zone of Czechoslovakia, 38,000 of whom are in camps, and virtually all of whom are residents of the Soviet Zone of Germany.

+ The majority are nonrepatriable and probably will be classed as stateless.

Nationality	SWITZERLAND (5 Sept)	CZECHOSLOVAKIA (3 U.S. Army) Occupied Section (31 August)	NORWAY (8 Sept)	DENMARK (19 Sept)	ITALY (12 Sept)	AUSTRIA (British Zone) (12 Sept)	AUSTRIA (American Zone) (19 Sept)	FRANCE (15 Aug)	BELGIUM (12 Sept)
French	964	-	1,585	37	533	-	(-	7
Dutch	404	5	194	25	134	-)	844	43
Belgium & Luxembourg	121	3	219	19	210	-	(13	208
Danish	13	-	15	-	19	-)	-	7
Norwegian	-	-	-	20	-	-	(-	14
Soviet	451	208	41	519	458	1,259)	14,934	213
Estonian	16	12	-	667	19	-	(7	25
Latvian	-	78	-	1,689	-	237)	10	41
Lithuanian	248	8	-	1,485	99	112	(5	14
Polish	9,258	409	14,570	5,735	5,212	6,102)	31,546	1,594
Czechoslovak	592	-	11,549	80	149	417	(8,000	-
Yugoslav	1,486	164	497	-	6,454	7,626)	5,326	37
Greek	172	2	-	-	2,235	-	(401	102
Italian	1,163	12	-	-	-	-)	684	26
Hungarian	966	962	-	458	379	102	(36,632	-
Rumanian	274	-	-	132	178	-)	15,477	8
Bulgarian	19	-	-	-	-	-	(69	4
Stateless	169	31	-	-	3,431	1,178)	65	3
Germans	6,780	105,501	-	200,000	463	-	(121,192	-
Others & Unclassified+	2,661	4,207	4,361	670(a)	5,907(b)	8,021(c))	53,674(d)	256
TOTALS:	25,757	111,602	33,031	211,536	25,880	25,054)	288,701	101,837(c) - 2,935

(a) Includes 188 Austrians, 18 Finns and 445 Bessarabians (claimed)

(b) Includes 926 Palestinians, 482 Albanians, 383 Austrians, 947 Maltese, 2,132 Jews, 116 Swiss, and 921 Others.

(c) Includes numbers in Labor Battalions.

+ Includes groups such as Bessarabians, Ukrainians, White Russians, etc., which are not recognised as nationals. Efforts are being made to obtain correct designations.

(c) Includes 159 Serbs, 1,270 Slovenes, 4,060 Volksdutsche, 1542 Croats, 205 Turks, and 785 Others.

(d) Includes 3,922 White Russians, 36,966 Volksdutsche, 4,198 Ukrainians & 8,588 Suletons.

RESTRICTED

COMBINED
DISPLACED PERSONS EXECUTIVE
c/o G-5 Division, USFET

INDEXED

GE-CDPX 383.7 (2.212)

16 September, 1945

SITUATION REPORT NO. 47
(No Report Issued 10 September 1945)

I. Summary of Current Situation

Requiring Repatriation from US/BR/FR	
Zones (Germany).....	1,060,000
Probably Non-Repatriable.....	300,000
Repatriated.....	5,163,000
Total	6,523,000

II. Current Situation by Nationality

<u>Nationality</u>	<u>Requiring Repatriation from US/BR/FR Zones (Germany)</u>	<u>Probably Non- Repatriable</u>	<u>Repatriated</u>
French	2,000	-	1,509,000 (11 Sept)
Dutch	2,000	-	271,000 (28 Aug)
Belgian & Luxembourg	1,000	-	295,000 (26 Aug)
Danish	-	-	5,000 (Est.)
Norwegian	-	-	6,000 (Est.)
Russian	-	41,000	2,027 (13 Sept)
Estonian	-	17,000	-
Latvian	-	59,000	1,000 (13 Sept)
Lithuanian	-	47,000	-
Polish	828,000	-	86,000 (13 Sept)
Czechoslovak	-	3,000	135,000 (Est.)
Jugoslav	-	28,000	204,000 (Est.)
Greek	3,000	-	12,000 (10 Sept)
Italian	21,000	-	527,000 (6 Sept)
Hungarian	91,000	-	10,000 (13 Sept)
Rumanian	10,000	-	5,000 (13 Sept)
Bulgarian	1,000	-	-
Stateless	30,000	-	-
Germans	-	105,000	51,000
Others and Unclassified	71,008	-	19,000 (13 Sept)
	<u>1,060,000</u>	<u>300,00</u>	<u>5,163,000</u>

a. Repatriation figures for French, Dutch, Belgians Luxembourgers, Czechs, Yugoslavs and Italians are obtained from official sources of governments concerned. The figures include repatriates from areas other than the BR/US/FR Zones of Germany.

b. Included in the French figure of 1,509,000 are 153,289 repatriated by air. A 10 per cent allowance for self-repatriation is included.

c. For details of Belgian-Luxembourg repatriation figures, see Report 44.

d. British Zone authorities report 177,774 Western Europeans received from the Soviet Zone as of 10 September. American Zone authorities report the reception of 311,965 persons, including 231,305 Western Europeans, 71,357 Italians, 1,898 Czechs, 5,428 Yugoslavs, 88 Balts, 1,455 Poles, 145 Rumanians, 3 Greeks, 71 Hungarians, and 215 others from the Soviet Zone as of 13 September.

Central Reports Branch: 25.9.45

Copy to: Col. Charley

Mr. Carter

Dr. Langrod

Admin. Services

(Mr. Moore

✓ (Mr. Berger

(Miss Gibbons

(Miss Radin

III. Displaced Persons on Hand in ER/FR/US Zones in Germany and in 3 US Army Sector in Czechoslovakia

<u>Military Unit and Zone</u>	<u>Date of Report.</u>	<u>In Camps</u>	<u>Others Estimated</u>	<u>Total</u>
Western District (7 US Army)	10 Sept.	174,549	-	174,549
Eastern District (3 US Army)	13 Sept.	357,741	-	357,347
Czechoslovakia (3 US Army)	31 Aug.	111,602	-	111,602
<u>Total U.S. Zone</u>		<u>643,892</u>		<u>643,892</u>
<u>Total French Zone</u>	8 Sept.	<u>74,345</u>	-	<u>74,345</u>
1 Corps		136,380		136,380
8 Corps		145,000		145,000
30 Corps		315,094		315,094
<u>Total British Zone</u>	10 Sept.	<u>596,474</u>	45,080	<u>641,554</u>
<u>GRAND TOTAL</u>		<u>1,314,711</u>	<u>45,080</u>	<u>1,359,791</u>

For breakdown by nationality in the British, French and American Zones, see Appendix I.

IV. Displaced Persons on Hand in Switzerland, Norway, Denmark, Italy, France, Belgium, British and American Zones in Austria and 3 US Army Sector of Czechoslovakia.

For breakdown by nationality, see Appendix II.

V. UNRRA As of 5 September, 373 UNRRA and 32 voluntary agency teams numbering approximately 4,800 persons (including 439 filler personnel) had been deployed. 766 people were at Granville as of 31 August, and a combined total of 5,800 persons had been recruited.

VI. The Deployment of Allied Liaison Officers as of 10 September 1945: U.S. Zone 173 (Eastern District 85 - Western District 80 - Austria Sector 5 - Berlin District, U.S. Sector 3); British Zone 243; French Zone 51. The numbers by nationality are - 41 Belgian; 23 Czechoslovak; 43 Dutch; 78 French; 4 Greek; 21 Italian; 1 Luxembourg; 3 Norwegian; 2 Danish; 120 Polish; 91 Russians; 40 Yugoslavian. These officers are in addition to officers attached to USFET Main and USFET Country Mission.

VII. Total Movement out of Each Zone. For the situation as of 1 September, see Report 44.

For the Chiefs, CDPX:

(Sgd.) for LAWRENCE W. CRAMER
Lt. Colonel, AUS
Executive Officer.

DISPLACED PERSONS ON HAND IN OTHER COUNTRIES

APPENDIX II

Nationality	SWITZERLAND (5 Sept)	CZECHOSLOVAKIA (3 U.S. Army) Occupied Section (31 August)	NORWAY (8 Sept)	DENMARK (12 Sept)	ITALY (12 Sept)	AUSTRIA (British Zone) (1 Sept)	AUSTRIA (American Zone) (7 Sept)	FRANCE (15 Aug.)	BELGIUM (27 Aug)
French	964	-	1,585	147	533	-	-	-	22
Dutch	404	5	194	48	134	-	-	844	241
Belgium & Luxembourg	121	3	219	14	210	-	235	13	207
Danish	13	-	15	-	19	-	-	-	-
Norwegian	-	-	-	29	-	-	-	-	-
Soviet	454	208	41	500	458	-	132	14,934	220
Estonian	16	12	-	()	19	-	-	7	-
Latvian	-	78	-	(3,000)	116	225	2,709	10	-
Lithuanian	248	8	-	-	99	-	-	5	-
Polish	9,258	409	14,570	4,130	5,212	1,194	19,912	31,546	946
Czechoslovak	592	-	11,519	107	149	445	6,757	8,000	-
Yugoslav	1,486	164	497	-	6,454	10,384	43,648	5,326	67
Greek	172	2	-	-	2,235	291	2,481	341	-
Italian	1,163	12	-	-	-	103	863	38,600	148
Hungarian	966	962	-	362	379	137	48,273	260	-
Rumanian	274	-	-	203	178	-	21,104	160	-
Bulgarian	19	-	-	-	-	-	192	53	-
Stateless	169	31	-	54	3,431	-	-	65	-
Germans	6,780	105,501	-	200,000	463	110	97,786	541	-
Others & Unclassified	2,661	4,207	4,361	590 (a)	5,791 (b)	4,434 (c)	29,104 (d)	1,132	636
TOTALS	25,757	111,602	33,031	209,184	25,880	17,323	273,196	101,837 (e)	2,487

(a) Includes 119 Austrians, 42 Poles and 429 Bessarabians (claimed)
 (b) Includes 926 Palestinians, 482 Albanians, 383 Austrians, 947 Maltese,
 2,132 Jews, and 921 Others.

(c) Includes 1,319 claimed Ukrainians & 1,043 Volkdeutsche,
 1,310 Croats, 174 Turks & 588 Others.
 (d) Includes 8,414 White Russians, 20,690 Volkdeutsche.
 (e) Includes numbers in Labor Battalions.

* Includes groups such as Bessarabians, Ukrainians, White Russians, etc., which are not recognised as nationals. Efforts are being made to obtain correct designations.

MISS TEETERS c/o UNRRA ERO

RESTRICTED

11 PORTLAND PLACE

COMBINED
DISPLACED PERSONS EXECUTIVE
c/o G-5 Division, USFET

LONDON W1

GE-CDPA 383.7 (2.212)

SITUATION REPORT NO. 46

(No Report Issued 10 September 1945)

24/13 September 1945

25 SEP 1945

U. N. R. R. A.
MAIL UNITI. Summary of Current Situation

Requiring Repatriation from US/BR/FR Zones (Germany)	1,072,000
Probably Non-Repatriable	308,000
Repatriated	5,152,000
Total	6,532,000

De Langrod
Dr. Langrod
Miss Gibbons
Miss Radin
Dr. Coigny
Miss Aves
Sir H. Creagh

II. Current Situation by Nationality

Nationality	Requiring Repatriation from US/BR/FR Zones (Germany)	Probably Non- Repatriable	Repatriated
French	2,000	-	1,505,000 (5 Sept)
Dutch	2,000	-	271,000 (22 Aug)
Belgian and Luxembourg	1,000	-	295,000 (26 Aug)
Danish	-	-	5,000 (Est.)
Norwegian	-	-	6,000 (Est.)
Russian	-	50,000	2,022,000 (10 Sept)
Estonian	-	19,000	-
Latvian	-	57,000	1,000 (10 Sept)
Lithuanian	-	44,000	-
Polish	826,000	-	84,000 (10 Sept)
Czechoslovak	-	3,000	135,000 (Est.)
Jugoslav	-	30,000	204,000 (Est.)
Greek	3,000	-	42,000 (10 Sept)
Italian	24,000	-	527,000 (6 Sept)
Hungarian	88,000	-	10,000 (10 Sept)
Rumanian	12,000	-	5,000 (10 Sept)
Bulgarian	1,000	-	-
Stateless	33,000	-	-
Germans	-	105,000	51,000
Others and Unclassified	80,000	-	19,000 (10 Sept)
TOTAL	1,072,000	308,000	5,152,000

a. Repatriation figures for French, Dutch, Belgians, Luxembourgers, Czechs, Yugoslavs and Italians are obtained from official sources of governments concerned. The figures include repatriates from areas other than the BR/US/FR Zones of Germany.

b. Included in the French figures of 1,505,000 are 153,100 repatriated by air. A 10 percent allowance for self-repatriation is included.

c. For details of Belgian-Luxembourg repatriation figures, see Report 44.

d. British Zone authorities report 177,637 Western Europeans received from the Soviet Zone as of 1 September. American Zone authorities report the reception of 302,166 persons, including 231,305 Western Europeans, 61,558 Italians, 1,898 Czechs, 5,428 Jugoslavs, 88 Balts, 1,455 Poles, 145 Rumanians, 3 Greeks, 71 Hungarians, and 215 others from the Soviet Zone as of 10 September.

Central Reports Branch: 25.9.45

Copy to: Col. Charley

Admin. Services

RESTRICTED

(Dr. Langrod

/ (Mr. Moore

(Miss Wood

(Miss Gibbons

(Miss Radin

R E S T R I C T E D

III. Displaced Persons on Hand in BR/FR/US Zones in Germany and in 3 US Army Sector in Czechoslovakia.

<u>Military Unit and Zone</u>	<u>Date of Report</u>	<u>In Camps</u>	<u>Others Estimated</u>	<u>Total</u>
Western District (7 US Army)	10 Sept	174,549	-	174,549
Eastern District (3 US Army)	10 Sept	357,347	-	357,347
Czechoslovakia (3 US Army)	31 Aug	111,602	-	111,602
<u>Total U.S. Zone</u>		<u>643,498</u>	-	<u>643,498</u>
<u>Total French Zone</u>	1 Sept	<u>93,960</u>	-	<u>93,960</u>
1 Corps		136,380	-	136,380
8 Corps		145,308	-	145,308
30 Corps		316,494	-	316,494
<u>Total British Zone</u>	7 Sept	<u>598,182</u>	<u>45,180</u>	<u>643,362</u>
<u>GRAND TOTAL</u>		<u>1,335,640</u>	<u>45,180</u>	<u>1,380,820</u>

For breakdown by nationality in the British, French and American Zones, see Appendix I.

IV. Displaced Persons on Hand in Switzerland, Norway, Denmark, Italy, France, Belgium, British and American Zones in Austria and 3 US Army Sector of Czechoslovakia.

For breakdown by nationality, see Appendix II.

V. UNRRA. As of 5 September, 373 UNRRA and 32 voluntary agency teams numbering approximately 4,800 persons (including 439 UNRRA filler personnel) had been deployed. 766 people were at Granville as of 31 August, and a combined total of 5,800 persons had been recruited.

VI. The Deployment of Allied Liaison Officers as of 10 September 1945: U.S. Zone 173 (Eastern District 85 - Western District 80 - Austria Sector 5 - Berlin District, U.S. Sector 3); British Zone 243; French Zone 51. The numbers by nationality are - 41 Belgian; 23 Czechoslovak; 43 Dutch; 78 French; 4 Greek; 21 Italian; 1 Luxembourg; 3 Norwegian; 2 Danish; 120 Polish; 91 Russians; 40 Yugoslavian. These officers are in addition to officers attached to USFET Main and USFET Country Mission.

VII. Total Movement out of Each Zone. For the situation as of 1 September, see Report 44.

For the Chiefs, CDEA:

Lawrence W. Crier
LAWRENCE W. CRIER
Lt. Col., AUS
Executive Officer

DISPLACED PERSONS ON HAND IN BRITISH - FRENCH - AMERICAN ZONES OF OCCUPATION

Nationality	BRITISH ZONE (7 September)						FRENCH Zone Total (1 Sept)	AMERICAN ZONE (10 September)			Grand Total
	1 Corps In Camps	8 Corps In Camps	30 Corps In Camps	Total In Camps	Total Outside	Zone Total		Western District (7 U.S. Army)	Eastern District (3 U.S. Army)	Zone Total	
French	15	143	77	235	200	435	375	493	251	744	1,554
Dutch	213	226	—	690	1,129	1,229	100	427	420	847	2,176
Belgian & Luxembourg	23	127	182	332	200	532	274	199	131	330	1,136
Danish	3	123	60	186	—	186	—	16	15	31	217
Norwegian	2	55	21	78	—	78	—	12	8	20	98
Russian	—	937	1,340	2,277	5,000	7,277	20,992	2,043	20,060	22,103	50,372+
Estonian	422	5,239	1,314	6,975	100	7,075	1,200	2,502	7,788	10,290	18,565+
Latvian	1,140	15,981	4,867	21,988	80	22,068	1,200	7,640	26,165	33,805	57,073+
Lithuanian	964	8,982	4,119	14,065	100	14,165	3,366	7,376	19,328	26,704	44,235+
Polish	121,326	100,222	265,650	487,198	18,000	505,198	53,164	138,012	129,990	268,002	826,364
Czechoslovak	—	105	770	875	100	975	266	228	1,083	1,311	2,552+
Yugoslav	2,847	5,228	5,850	13,925	100	14,025	5,213	1,694	9,223	10,917	30,155+
Greek	7	24	—	31	—	31	144	138	3,019	3,157	3,332
Italian	5,194	47	2,500	7,741	8,000	15,741	470	798	7,010	7,808	24,019
Hungarian	1,222	1,288	1,729	4,239	100	4,339	2,580	484	80,645	81,129	88,048
Rumanian	1,090	485	5,080	6,655	100	6,755	341	401	4,519	4,920	12,016
Bulgarian	5	8	221	234	—	234	147	54	253	307	688
Stateless	20	1,812	1,347	3,179	5,000	8,179	1,940	943	21,659	22,602	32,721
Others & Unclassified	1,887	4,276	20,677	26,840	8,000	34,840	2,188 (a)	11,089	137,382 (b)	148,471	185,499
TOTAL:	136,380	145,308	316,494	598,182	45,180	643,362	93,960	174,549	468,949	643,498	1,380,820

(a) Includes 44 British, 57 U.S., 157 Swiss, 73 Spanish, 166 claimed Armenians, 40 Turks, 133 Iranians and 1,518 Others.

(b) Includes 105,000 Germans in U.S. Zone of Czechoslovakia, 38,000 of whom are in camps, and virtually all of whom are residents of the Soviet Zone of Germany.

+ The majority are nonrepatriable and probably will be classed as stateless. —

DISPLACED PERSONS ON HAND IN OTHER COUNTRIES

APPENDIX II

Nationality	SWITZERLAND (5 Sept)	CZECHOSLOVAKIA (3 U.S. Army) Occupied Section (31 August)	NORWAY (8 Sept)	DENMARK (12 Sept)	ITALY (12 Sept)	AUSTRIA (British Zone) (1 Sept)	AUSTRIA (American Zone) (7 Sept)	FRANCE (15 Aug)	BELGIUM (27 Aug)
French	964	-	1,585	147	533	-	(-	22
Dutch	404	5	194	48	134	-	(844	241
Belgium & Luxembourg	121	3	219	14	210	-	(235)	13	207
Danish	13	-	15	-	19	-	(-	-
Norwegian	-	-	-	29	-	-	(-	-
Soviet	451	208	41	500	458	-	(132)	14,934	220
Estonian	16	12	-	(19	-	(7	-
Latvian	-	78	-	3,000	116	225	(2,709)	10	-
Lithuanian	248	8	-	-	99	-	(5	-
Polish	9,258	409	14,570	4,130	5,212	1,194	19,912	31,546	946
Czechoslovak	592	-	11,549	107	149	445	6,757	8,000	-
Yugoslav	1,486	164	497	-	6,454	10,384	43,648	5,326	67
Greek	172	2	-	-	2,235	291	2,481	341	-
Italian	1,163	12	-	-	-	103	863	38,600	148
Hungarian	966	962	-	362	379	137	48,273	260	-
Rumanian	274	-	-	203	178	-	21,104	160	-
Bulgarian	19	-	-	-	-	-	192	53	-
Stateless	169	31	-	54	3,431	-	-	65	-
Germans	6,780	105,501	-	200,000	463	110	97,786	541	-
Others & Unclassified +	2,661	4,207	4,361	590 (a)	5,791 (b)	4,434 (c)	29,104 (d)	1,132	636
TOTALS	25,757	111,602	33,031	209,184	25,880	17,323	273,196	101,837 (e)	2,487

(a) Includes 119 Austrians, 42 Finns and 429 Bessarabians (claimed)

(b) Includes 926 Palestinians, 482 Albanians, 383 Austrians, 947 Maltese, 2,132 Jews, and 921 Others.

(c) Includes 1,319 claimed Ukrainians & 1,043 Volksdeutsche, 1,310 Croats, 174 Turks & 588 Others.

(d) Includes 8,414 White Russians, 20,690 Volksdeutsche.

(e) Includes numbers in Labor Battalions.

+ Includes groups such as Bessarabians, Ukrainians, White Russians, etc., which are not recognised as nationals. Efforts are being made to obtain correct designations.

R E S T R I C T E D

COMBINED

DISPLACED PERSONS EXECUTIVE

c/o G-5 Division, USFET

GE-CDPX 383.7 (2.212)

7 September 1945

SITUATION REPORT NO. 45I. Summary of Current Situation

Requiring Repatriation from
US/BR/FR Zones of Germany and US
Area in Czechoslovakia

1,420,000

6,404,000

Repatriated

4,984,000

II. Current Situation by Nationality

Requiring Repatriation from
British-French-American Zones in
Germany, and from 3 US Army Sector
in Czechoslovakia.

<u>Nationality</u>	<u>(c.f. Appendix I)</u>	<u>Repatriated</u>
French	2,000	1,505,000 (5 Sept)
Dutch	2,000	271,000 (22 Aug)
Belgian and Luxembourg	1,000	295,000 (26 Aug)
Danish	-	5,000 (Est)
Norwegian	-	6,000 (Est)
Russian	53,000	2,022,000 (4 Sept)
Estonian	18,000	-
Latvian	57,000	1,000 (4 Sept)
Lithuanian	46,000	-
Polish	813,000	83,000 (4 Sept)
Czechoslovak	3,000	110,000 (Est.)
Jugoslav	34,000	180,000 (Est.)
Greek	4,000	5,000 (4 Sept)
Italian	69,000	421,000 (29 Aug.)
Hungarian	94,000	9,000 (4 Sept)
Rumanian	11,000	4,000 (4 Sept)
Bulgarian	1,000	-
Stateless	33,000	-
Germans	105,000	51,000
Others and Unclassified	74,000	16,000 (29 Aug.)
TOTAL	1,420,000	4,984,000

/ The majority are non repatriable and probably will be classed as stateless.

a. Repatriation figures for French, Dutch, Belgians, Luxembourgers, Czechs, Yugoslavs and Italians are obtained from official sources of governments concerned. The figures include repatriates from areas other than the BR/US/FR Zones of Germany.

b. Included in the French figures of 1,505,000 are 153,100 repatriated by air. A 10 percent allowance for self repatriation is included.

c. For details of Belgian-Luxembourg repatriation figures, see Report 44.

d. British Zone authorities report 177,606 Western Europeans received from the Soviet Zone as of 1 September. American Zone authorities report the reception of 287,967 persons, including 231,305 Western Europeans, 47,359 Italians, 1,898 Czechs, 5,428 Yugoslavs, 88 Balts, 1,455 Poles, 145 Rumanians, 3 Greeks, 71 Hungarians, and 215 others from the Soviet Zone as of 1 September.

III. Displaced Persons on Hand in BR/FR/US Zones in Germany and in 3 US Army Sector in Czechoslovakia.

Military Unit and Zone	Date of Report	In Camps	Others Estimated	Total
Western District (7 US Army)	30 Aug	174,433	-	174,433
Eastern District (3 US Army)	4 Sept.	364,690	-	364,690
Czechoslovakia (3 US Army)	31 Aug.	111,602	-	111,602
Total U. S. Zone		650,725	-	650,725
Total French Zone	1 Sept	93960		93,960
1 Corps		145,249	-	145,249
8 Corps		138,015	-	138,015
30 Corps		343,568	-	343,568
Total British Zone	1 Sept.	626,832	48,080	674,912
GRAND TOTAL		1,371,517	48,080	1,419,597

a. For breakdown by nationality in the British, French and American Zones, see Appendix I.

b. RAMPs are included in the British Zone figures, but not in the American Zone figures. As of 27 August 1945, the following RAMPs were reported in PWX camps in the American Zone: Eastern District, 12,035 Poles, 1,269 Yugoslavs and 183 Bulgarians; Western District, 6,288 Poles and 1,324 Yugoslavs.

IV. Displaced Persons on Hand in Switzerland, Norway, Denmark, Italy, France, Belgium, British and American Zones in Austria and 3 US Army Sector of Czechoslovakia.

For breakdown by nationality, see Appendix II.

V. UNRRA. As of 5 September, 373 UNRRA and 32 voluntary agency teams numbering approximately 4,800 persons (including 439 UNRRA filler personnel) had been deployed. 766 people were at Granville as of 31 August, and a combined total of 5,800 persons had been recruited.

VI. Allied Liaison Officers. The deployment of Allied Liaison Officers as of 15 August was 718 - 187 French, 90 Belgian, 64 Dutch, 27 Czechoslovak, 119 Polish, 4 Norwegian, 3 Luxembourg, 6 Greek, 3 Danish, 47 Yugoslav, 135 Russian and 33 Italian.

VII. Total Movement out of Each Zone. For the situation as of 1 September, see Report 144.

For the Chiefs, CDPX:

LAWRENCE W. CRAMER
Lt. Col., AUS
Executive Officer

DISPLACED PERSONS ON HAND IN OTHER COUNTRIES

APPENDIX II

Nationality	SWITZERLAND	CZECHOSLOVAKIA (3 U.S. Army) Occupied Section	NORWAY	DENMARK	ITALY	AUSTRIA (British Zone)	AUSTRIA (American Zone)	FRANCE	BELGIUM
	(5 Sept.)	(31 August)	(14 Aug)	(5 Sept.)	(3 Sept.)	(29 August)	(30 August)	(15 Aug)	(27 Aug)
French	964	-	1,837	36	490	-	()	-	22
Dutch	404	5	659	50	95	-	()	844	241
Belgium & Luxembourg	121	3	218	14	47	-	(525)	13	207
Danish	13	-	22	-	7	-	()	-	-
Norwegian	-	-	-	29	-	-	()	-	-
Soviet	451	208	16	500	430	1,103	5,553	14,934	220
Estonian	16	12	35	588	92	-	()	7	-
Latvian	-	78	116	1,696	6	281	(1,788)	10	-
Lithuanian	248	8	315	1,360	49	-	()	5	-
Polish	9,258	409	2,730	4,101	6,552	6,578	18,923	31,546	946
Czechoslovak	592	-	10,831	107	144	446	10,797	8,000	-
Yugoslav	1,486	154	2,906	-	2,618	10,142	40,376	5,326	67
Greek	172	2	-	-	2,241	292	2,507	341	-
Italian	1,163	12	772	-	-	-	258	38,600	148
Hungarian	966	962	53	362	379	135	35,123	260	-
Rumanian	274	-	2,554	181	159	-	17,550	160	-
Bulgarian	19	-	166	-	-	-	192	53	-
Stateless	169	31	48	51	76	168	-	65	-
Germans	6,780	105,501	-	200,000	436	113	100,040	541	-
Others & Unclassified	2,661	4,207	2,427 (a)	562 (b)	9,068 (c)	5,882 (d)	2	1,132	636
TOTALS	25,757	111,602	25,705	209,637	22,889	25,140	236,121	101,837 (e)	2,487

(a) Includes 143 Nemesele, 640 Danzigers and 385 Finns.

(b) Includes 119 Austrians, 33 Finns and 410 Bessarabians.

(c) Includes 4,517 Palestinians, 465 Albanians, 373 Austrians, 950 Maltese, 2,375 Jews, and 388 Others.

(d) Includes 1,326 claimed Ukrainians & 1,038 Volksdeutsche 1,282 Croats, 162 Serbs, 1,219 Slovenes, 169 Turks & 686 Others.

(e) Includes numbers in Labor Battalions.

APPENDIX I.

DISPLACED PERSONS ON HAND IN BRITISH - FRENCH - AMERICAN ZONES OF OCCUPATION

Nationality	BRITISH ZONE (1 September)					Zone Total	AMERICAN ZONE (4 September)				Grand Total
	1 Corps In Camps	8 Corps In Camps	30 Corps In Camps	Total In Camps	Total Outside		Zone Total (1 Sept)	Western District (7 U.S. Army)	Eastern District (3 U.S. Army)	Zone Total	
French	15	74	209	298	200	498	375	493	159	652	1,525
Dutch	213	253	1,043	1,509	100	1,609	100	427	295	722	2,431
Belgian & Luxembourg	23	61	248	332	200	532	274	199	90	289	1,095
Danish	3	99	64	166	-	166	-	16	14	30	196
Norwegian	2	44	16	62	-	62	-	12	4	16	78
Russian	-	547	3,277	3,824	5,000	8,824	20,992	2,143	20,895	23,038	52,854 *
Estonian	415	4,704	1,456	6,575	100	6,675	1,200	2,402	7,677	10,079	17,954 *
Latvian	1,140	15,194	5,580	21,914	80	21,994	1,200	7,524	25,822	33,346	56,540 *
Lithuanian	964	9,609	5,740	16,313	100	16,413	3,366	7,376	18,852	26,228	46,007 *
Polish	121,105	89,142	265,390	475,837	18,000	493,837	53,164	131,012	128,097	266,109	813,110
Czechoslovak	-	90	1,077	1,167	100	1,267	266	228	1,048	1,276	2,809 *
Yugoslav	2,857	5,826	6,590	15,273	1,000	16,273	5,213	1,694	11,216	12,910	34,396 *
Greek	7	24	153	184	-	184	144	138	3,267	3,405	3,733
Italian	14,529	2,203	28,000	44,552	10,000	54,552	470	798	13,103	13,901	68,923
Hungarian	1,222	1,005	6,230	8,457	100	8,557	2,580	484	82,177	82,661	93,798
Rumanian	1,090	390	5,037	6,517	100	6,617	341	401	3,826	4,227	11,185
Bulgarian	5	9	308	322	-	322	147	54	291	345	814
Stateless	20	2,456	1,347	3,823	5,000	8,823	1,940	943	21,513	22,456	33,219
Others & Unclassified	1,639	6,465	11,603	19,707	8,000	27,707	2,188 (a)	11,089	137,946 (b)	149,035	178,930
TOTAL: -	145,249	138,015	343,568	626,832	48,080	674,912	93,960	174,433	476,292	650,725	1,419,597

(a) Includes 44 British, 57 U.S., 157 Swiss, 73 Spanish, 166 claimed Armenians, 40 Turks, 133 Iranians and 1,518 Others.

(b) Includes 105,000 Germans in U.S. Zone of Czechoslovakia, 38,000 of whom are in camps, and virtually all of whom are residents of the Soviet Zone of Germany.

* The majority are nonrepatriable and probably will be classed as stateless.

RESTRICTED

UNRRA ERO DP 24

INDEXED

COBETED
DISPLACED PERSONS EXECUTIVE
c/o G-5 Division, USEETCentral Reporting Unit
(Miss H. Gietter)

GE-CMEX 383.7 (2.212)

4 September 1945

SITUATION REPORT NO. 44

Central, Reports Branch: 45/9/45
8m/9.

I. Summary of Current Situation

Requiring Repatriation from
US/BR/FR Zones of Germany and US
Area in Czechoslovakia

1,491,000

/6,454,000/

Copy to: ☒ Dr. Landford
☒ Mr. Van Hyning
☒ Mr. Moore
Col. Chasley Mr. Scott
Miss Wood Admin. Services

Repatriated

4,963,000

RECEIVED

15 SEP 1945

U. N. R. R. A.
MAIL UNIT

II. Current Situation by Nationality

Requiring Repatriation from
British-French-American Zones in
Germany, and from 3 US Army Sect-
or in Czechoslovakia.

Nationality	(c.f. Appendix I)	Repatriated
French	2,000	1,504,000 (27 Aug.)
Dutch	3,000	266,000 (13 Aug.)
Belgian and Luxembourg	1,000	295,000 (26 Aug.)
Danish	-	5,000 (Est.)
Norwegian	-	5,000 (Est.)
Soviet	62,000+	2,020,000 (1 Sept.)
Estonian	16,000+	-
Latvian	57,000+	1,000 (29 Aug.)
Lithuanian	44,000+	-
Polish	846,000	75,000 (1 Sept.)
Czechoslovak	3,000+	110,000 (Est.)
Jugoslav	46,000+	180,000 (Est.)
Greek	5,000	5,000 (1 Sept.)
Italian	83,000	416,000 (24 Aug.)
Hungarian	94,000	9,000 (1 Sept.)
Rumanian	11,000	4,000 (1 Sept.)
Bulgarian	1,000	-
Stateless	34,000	-
Germans	105,000	51,000
Others and Unclassified	78,000	16,000 (29 Aug.)
TOTAL	1,491,000	4,963,000

a. The Yugoslav repatriation estimate was made by the Yugoslav Military Mission at USEET.

b. Included in the French figure of 1,503,591 as of 27 August are 152,633 repatriated by air. In computing the French total, a 10% allowance for self-repatriates was added to the 1,366,901 reported by USEET Mission (France).

c. The Belgian-Luxembourg repatriation figure includes 281,008 Belgians and an estimated 14,000 Luxembourgers. The 281,008 Belgians include 250,913 from Germany, 4,642 from the Soviet Union, 11,522 from France, 12,572 from the U.K., and 1,359 from Switzerland. Of the 254,950 repatriated from Germany and the Soviet Union, 8,964 were political prisoners, 63,553 were prisoners of war, and 183,018 were deportees. Of the total repatriated, 17,571 were repatriated by air.

d. The Dutch repatriation figure reported by USEET Mission (Netherlands) includes 2,278 political prisoners.

e. The 75,000 repatriated Poles are those transferred from the US Zone to the Russians for repatriation, or to France and Belgium for labor service.

+ The majority are nonrepatriable and probably will be classed as stateless.

RESTRICTED

R E S T R I C T E D

f. The Italian repatriation figure reported by Allied Control Commission (Italy) includes Italians repatriated from all areas other than the Balkan States.

g. British Zone authorities report 176,895 Western Europeans received from the Soviet Zone as of 30 August. American Zone authorities report the reception of 236,251 persons, including 231,305 Western Europeans, 45,643 Italians, 1,898 Czechs, 5,428 Yugoslavs, 88 Balts, 1,455 Poles, 145 Rumanians, 3 Greeks, 71 Hungarians, and 215 others from the Soviet Zone as of 1 September.

III. Displaced Persons on Hand in BR/FR/US Zones in Germany and in 3 US Army Sector in Czechoslovakia.

<u>Military Unit and Zone</u>	<u>Date of Report</u>	<u>In Camps</u>	<u>Others Estimated</u>	<u>Total</u>
Western District (7 US Army)	30 Aug.	174,433	-	174,433
Eastern District (3 US Army)	1 Sept.	386,614	-	386,614
Czechoslovakia (3 US Army)	31 Aug.	111,602	-	111,602
<u>Total U.S. Zone</u>		<u>672,649</u>	-	<u>672,649</u>
<u>Total French Zone</u>	18 Aug.	<u>110,250</u>	-	<u>110,250</u>
1 Corps		162,149	-	162,149
8 Corps		149,948	-	149,948
30 Corps		348,578	-	348,578
<u>Total British Zone</u>	29 Aug.	<u>660,675</u>	<u>47,980</u>	<u>708,655</u>
<u>GRAND TOTAL</u>		<u>1,443,574</u>	<u>47,980</u>	<u>1,491,554</u>

a. For breakdown by nationality in the British, French and American Zones, see Appendix I.

b. RDPs are included in the British Zone figures, but not in the American Zone figures. As of 27 August 1945, the following RDPs were reported in PW camps in the American Zone: Eastern District, 12,035 Poles, 1,269 Yugoslavs and 183 Bulgarians; Western District, 6,288 Poles and 1,324 Yugoslavs.

IV. Displaced Persons on Hand in Switzerland, Norway, Denmark, Italy, France, Belgium, British and American Zones in Austria and 3 US Army Sector of Czechoslovakia.

For breakdown by nationality, see Appendix II.

V. UNRRA. As of 29 August, 354 UNRRA and 32 voluntary agency teams numbering approximately 3,950 persons (including 1,026 UNRRA filler personnel) had been deployed. 785 people were at Granville as of 21 August, and a combined total of 5,800 persons had been recruited.

VI. Allied Liaison Officers. The deployment of Allied Liaison Officers as of 15 August was 718 - 187 French, 90 Belgian, 64 Dutch, 27 Czechoslovak, 119 Polish, 4 Norwegian, 3 Luxembourg, 6 Greek, 3 Danish, 47 Yugoslav, 135 Russian and 33 Italian.

VII. Total Movement out of Each Zone. As of 1 September, approximately 1,468,000 (39%) displaced persons had been moved out of the British Zone, 2,415,000 (49%) had been moved out of the American Zone, and 280,000 (6%) had been moved out of the French Zone. The remaining 800,000 (15%) were self-repatriates (persons reported as repatriated by their governments over and above those known to have been returned by the military authorities) and persons repatriated from areas outside the US/BR/FR Zones of Germany.

For the Chiefs, GDEK:

Lawrence W. Crater
 LAWRENCE W. CRATER
 Lt. Col., A.U.S.
 Executive Officer.

DISPLACED PERSONS ON HAND IN BRITISH - FRENCH - AMERICAN ZONES OF OCCUPATION

Nationality	BRITISH ZONE (29 AUGUST)						FRENCH	AMERICAN ZONE (1 SEPTEMBER)			Grand Total
	1 Corps In Camps	8 Corps In Camps	30 Corps In Camps	Total In Camps	Total Outside	Zone Total	Zone Total (18 Aug)	Western District (7 U.S. Army)	Eastern District (3 U.S. Army)	Zone Total	
French	15	67	209	291	200	491	538	493	531	1,024	2,053
Dutch	204	162	1,043	1,409	100	1,509	209	427	491	918	2,636
Belgian & Luxembourg	23	58	248	329	100	429	207	199	215	414	1,050
Danish	4	102	64	170	-	170	-	16	15	31	201
Norwegian	-	33	-	33	-	33	-	12	1	13	46
Soviet	3,045	477	1,120	4,642	5,000	9,642+	36,750	2,143	13,577	15,720+	62,112
Armenian	415	4,777	1,456	6,648	100	6,748+	1,000	2,402	7,055	10,257+	18,005
Georgian	1,140	16,000	5,580	22,720	80	22,800+	1,000	7,524	26,293	33,817+	57,617
Armenian	964	9,674	5,740	16,378	100	16,478+	1,000	7,376	19,185	26,561+	44,039
Polish	121,105	100,210	271,300	492,623	18,000	510,623	52,300	138,012	144,589	282,601	1,045,524
Czechoslovak	-	160	700	860	100	960+	461	228	1,227	1,455+	2,876
Yugoslav	2,857	11,786	6,130	20,773	1,000	21,773+	9,464	1,694	12,682	14,376+	45,613
Greek	25	15	150	190	-	190	900	138	3,506	3,644	4,734
Italian	27,329	2,035	30,000	59,364	10,000	69,364	806	798	12,392	13,190	83,360
Hungarian	1,194	563	6,036	7,793	100	7,893	2,667	484	82,960	83,444	94,004
Romanian	1,095	249	4,996	6,340	100	6,440	90	401	4,644	5,045	11,575
Bulgarian	5	44	308	357	-	357	82	54	159	213	652
Stateless	20	3,054	1,347	4,421	5,000	9,421	912	943	21,328	22,271	32,604
Others & Unclassified	2,709	474	12,151	15,334	8,000	23,334	1,864(a)	11,089	146,566(b)	157,655	182,853
TOTAL: -	162,149	149,948	348,578	660,675	47,900	708,655	110,250	174,433	498,216	672,649	1,491,554

(a) Includes British 28, U.S. 56, Scandinavians 74, Spanish 232, claimed Armenians 826 and Others 640.

(b) Includes 105,000 Germans in Czechoslovakia.

+ The majority are nonrepatriable and probably will be classed as stateless.

DISPLACED PERSONS ON HAND IN OTHER COUNTRIES

24-10-11

Nationality	<u>SWITZERLAND</u>	<u>CZECHOSLOVAKIA</u> (3 U.S. Army) Occupied Section	<u>NORWAY</u>	<u>DENMARK</u>	<u>ITALY</u>	<u>AUSTRIA</u> (British Zone) (22 August)	<u>AUSTRIA</u> (American Zone) (30 August)	<u>FRANCE</u> (15 August)	<u>BELGIUM</u> (27 August)
	(29 August)	(31 August)	(14 August)	(29 August)	(29 August)				
French	968	-	1,837	36	516	-		-	22
Dutch	398	- 5	659	151	83	-		244	241
Belgian & Luxembourg	119	3	218	29	59	-	525	13	207
Danish	10	-	22	-	11	-		-	-
Norwegian	-	-	-	29	3	-		-	-
Soviet	300	208	16	500	448	1,065	5,553	14,934	220
Estonian	13	12	35	588	91	-		7	-
Latvian	18	78	116	1,696	8	205	1,788	10	-
Lithuanian	249	8	315	1,360	47	-		5	-
Polish	9,169	409	2,730	4,096	5,620	6,002	18,923	31,546	946
Czechoslovak	600	-	10,831	107	123	613	10,797	8,000	-
Yugoslav	1,614	164	2,906	20	5,704	9,636	40,376	5,326	67
Greek	190	2	-	-	1,755	200	2,507	341	-
Italian	1,273	12	772	819	-	-	258	38,600	148
Hungarian	969	962	53	362	398	-	35,123	260	-
Rumanian	271	-	2,554	177	150	-	17,550	160	-
Bulgarian	18	-	166	-	-	-	192	53	-
Stateless	169	31	48	50	2,956	876	-	65	-
Germans	6,740	105,501	-	200,000	386	109	100,040	541	-
Others & Unclassified	2,667	4,207	2,427(a)	571(b)	7,499(c)	5,648(a)	2	1,132	636
TOTALS :-	25,755	111,602	25,705	210,591	25,857	24,434	236,121	101,837(e)	2,487

(a) Includes 143 Menclero, 640 Danzigers and 385 Finns.

(b) Includes 119 Austrians, 42 Finns and 410 Bessarabians.

(c) Includes 4,478 Palestinians, 582 Albanians, and 383 Austrians.

(d) Includes 1,233 claimed Ukrainians & 1022 Volksdeutsche
1,262 Croats 165 Serbs, 1,209 Slovenes & 152 Turks.

(e) Includes numbers in Labor Battalions.

DP24X
Rev/No 204

✓
OUT FILE

DESPATCHED BY
REGISTRY

5th September, 1945.

Mr. Fletcher C. Kettle,
CDPX/UNRRA,
c/o G-5, USFET,
Frankfurt, Germany.

Dear Kettle,

Periodical D. P. Reports

I thank you for your letter of the 16th
August concerning G-5 D. P. Weekly Reports and
the D. P. Situation Reports.

These reports are now reaching us regularly
and in sufficient numbers, so that there should be
no difficulty in the future in this regard.

Yours sincerely,

L. W. Charley,
Lt.-Colonel,
Chief D. P. Programmes Officer,
Germany.

LWC/MW/D.P.24/X.

RESTRICTED
COMBINED
DISPLACED PERSONS EXECUTIVE
c/o G-5 Division, USFET

UNRRA. ERO.
11 Portland Pl.
London, W.1
Central Reporting Div.
1 September 1945

GE-CDPX 363.7 (2.212)

SITUATION REPORT NO. 43

I. Summary of Current Situation

Requiring Repatriation from
US/BR/FR Zones of Germany and US
Area in Czechoslovakia
1,472,000

16,427,000/

Central Reports Branch: 12/9/45
SMD.

Copy to: Miss Gibbons
Mr. Moore
Dr. Langford

Repatriated 4,955,000
Col. Charney
Miss Wood
Mr. Scott
Admin. Services

RECEIVED

12 SEP 1945

II. Current Situation by Nationality

Requiring Repatriation from
British-French-American Zones in
Germany, and from 3 US Army Sect-
or in Czechoslovakia.

U.N.R.R.A. (REV.)

Nationality	(cf. Appendix I)	Repatriated
French	2,000	1,504,000 (27 Aug.)
Dutch	2,000	266,000 (13 Aug.)
Belgian and Luxembourg	1,000	295,000 (26 Aug.)
Danish	—	5,000 (Est.)
Norwegian	—	6,000 (Est.)
Soviet	59,000	2,020,000 (29 Aug.)
Estonian	19,000	—
Latvian	56,000	1,000 (29 Aug.)
Lithuanian	41,000	—
Polish	625,000	74,000 (29 Aug.)
Czechoslovak	3,000	110,000 (Est.)
Jugoslav	46,000	180,000 (Est.)
Greek	9,000	2,000 (29 Aug.)
Italian	86,000	416,000 (24 Aug.)
Hungarian	95,000	8,000 (29 Aug.)
Rumanian	11,000	1,000 (23 Aug.)
Bulgarian	1,000	—
Stateless	32,000	—
Germans	105,000	51,000
Others and Unclassified	79,000	16,000 (29 Aug.)
TOTAL	1,472,000	4,955,000

a. The Yugoslav repatriation estimate was made by the Repatriation Section of CDPX.

b. Included in the French figure of 1,503,591 as of 27 August are 152,633 repatriated by air. In computing the French total, a 10% allowance for self repatriates was added to the 1,366,901 reported by USFET Mission (France).

c. The Belgian-Luxembourg repatriation figure includes 281,008 Belgians and an estimated 14,000 Luxembourgers. The 281,008 Belgians include 250,913 from Germany, 4,642 from the Soviet Union, 11,522 from France, 12,572 from the UK., and 1,359 from Switzerland. Of the 254,950 repatriated from Germany and the Soviet Union, 8,984 were political prisoners, 63,553 were prisoners of war, and 183,016 were deportees. Of the total repatriated, 17,571 were repatriated by air.

d. The Dutch repatriation figure reported by USFET Mission (Netherlands) includes 2,276 political prisoners.

e. The 74,000 repatriated Poles are those transferred from the US Zone to the Russians for repatriation, or to France and Belgium for labor service.

RESTRICTED

DISPLACED PERSONS ON HAND IN BRITISH - FRENCH - AMERICAN ZONES OF OCCUPATION

APPENDIX I.

Nationality	BRITISH ZONE (26 August)					FRENCH		AMERICAN ZONE (29 August)			
	1 Corps In Camps	8 Corps In Camps	30 Corps In Camps	Total In Camps	Total Outside	Zone Total	Zone Total (18 Aug)	Western District (7 U.S. Army)	Eastern District (3 U.S. Army)	Zone Total	Grand Total
French	15	30	209	254	200	454	538	284	323	607	1,599
Dutch	43	88	1,043	1,174	100	1,274	209	183	390	573	2,056
Belgian & Luxembourg	23	15	248	286	100	384	207	85	139	224	817
Danish	4	116	64	184	—	184	—	15	15	30	214
Norwegian	1	33	16	50	—	50	—	12	1	13	63
Soviet	1,330	307	804	2,441	5,000	7,441	36,750	1,321	13,240	14,561	58,752
Croatian	415	4,777	1,456	6,648	100	6,748	1,000	2,744	8,269	11,013	18,761
Serbian	1,140	16,000	5,580	22,720	80	22,800	1,000	6,561	25,845	32,406	56,206
Rumanian	964	9,674	5,740	16,378	100	16,478	1,000	5,897	17,820	23,717	41,195
Polish	121,105	82,169	272,279	475,553	18,000	493,553	52,300	134,467	145,055	279,522	825,375
Czechoslovak	57	160	753	970	100	1,070	461	285	1,281	1,566	3,097
Yugoslav	6,142	10,126	6,130	22,398	1,000	23,398	9,464	1,333	11,683	13,016	45,878
Greek	1	15	150	166	—	166	900	138	7,839	7,977	9,043
Italians	36,417	2,012	36,048	74,477	1,000	75,477	806	779	8,683	9,462	85,745
Hungarians	896	563	6,306	7,765	100	7,865	2,667	789	83,441	84,230	94,862
Rumanian	315	249	4,938	5,502	100	5,602	90	356	4,890	5,246	10,998
Bulgarian	48	44	308	400	—	400	82	25	175	200	682
Stateless	106	3,054	1,347	4,507	5,000	9,507	912	498	20,658	21,156	31,575
Others & Unclassified (a)	4,941	302	12,072	17,315	8,000	25,315	1,864	9,835	147,541 (b)	157,376	184,555
TOTAL: -	174,063	129,734	355,551	659,348	38,980	698,328	110,250	165,607	497,288	662,895	1,471,473

(a) For breakdown of others and unclassified figures, see appendix III.

(b) Includes 105,000 Germans in Czechoslovakia.

DISPLACED PERSONS ON HAND IN OTHER COUNTRIES

APPENDIX II

Nationality	SWITZERLAND (29 August)	CZECHOSLOVAKIA (3 U.S. Army) Occupied Section (31 August)	NORWAY (14 August)	DENMARK (29 August)	ITALY (29 August)	AUSTRIA (British Zone) (22 August)	AUSTRIA (American Zone) (30 August)	FRANCE (15 August)	BELGIUM (27 August)
French	968	—	1,837	36	516	164	()	—	22
Dutch	398	5	659	151	83	—	()	844	241
Belgium & Luxembourg	119	3	218	29	59	—	(525)	13	207
Danish	10	—	22	—	11	—	()	—	—
Norwegian	—	—	—	29	3	—	()	—	—
Soviet	300	208	16	500	448	1,065	(5,553)	14,934	220
Latvian	13	12	35	588	91	—	()	7	—
Lithuanian	18	78	116	1,696	8	205	(1,788)	10	—
Polish	249	8	315	1,360	47	—	()	5	—
Czechoslovak	9,169	409	2,730	4,096	5,620	6,002	(18,923)	31,546	946
Slovak	600	—	10,531	107	123	613	(10,797)	8,000	—
Slovene	1,614	164	2,906	20	5,704	9,636	(40,376)	5,326	67
Greek	190	2	—	—	1,755	280	(2,507)	341	—
Italian	1,273	12	772	819	—	—	(258)	36,600	148
Hungarian	969	962	53	362	398	—	(35,123)	260	—
Rumanian	271	—	2,554	177	150	—	(17,550)	160	—
Bulgarian	18	—	166	—	—	—	(192)	53	—
Stateless	169	31	48	50	2,956	876	(65)	—	—
Germans	6,740	105,501	—	200,000	386	109	(100,040)	541	—
Others & Unclassified	2,657	4,207	2,427 (a)	571 (b)	7,493 (c)	5,043 (a)	2	1,132	636
TOTALS:	25,755	111,602	25,705	210,591	25,857	32,993	236,121	101,837 (e)	2,457

(a) Includes 143 Monoclose, 640 Danzigers and 385 Finns.

(b) Includes 119 Austrians, 42 Finns and 410 Bessarabians.

(c) Includes 4,476 Palestinians, 582 Albanians, and 383 Austrians.

(d) Includes 1233 claimed Ukrainians & 1022 Volksdeutsche
1262 Croats, 165 Serbs, 1209 Slovenes, & 152 18.

(e) Includes numbers in Labor Battalions.

SMALLER NATIONALITIES BREAKDOWN

BR/FR/AM Zones of Occupation

Nationality	British (26 Aug.)			French Zone 18 Aug.	American (29 Aug.)	
	1 Corp	8 Corp	30 Corp		Eastern	Western
Arabs	1	-	-	-	-	-
Albanians	3	12	16	-	19	-
Argentine	3	9	-	5	3	2
Armenians (claimed)	-	5	1	526	2	63
Austrians	26	40	51	50	7,130	1
Brazilians	3	10	19	3	50	4
Caucasians (claimed)	-	-	-	-	9	-
Chileans	-	6	15	-	-	-
Canadians	-	-	1	-	-	-
Chinese	3	36	15	-	1	-
Croatian (claimed)	-	-	-	-	14	-
Egyptian	-	-	1	-	2	-
English	1	-	7	26	59	10
Finn	7	37	14	40	4	9
Germans	-	-	-	-	104,624	-
Iraqis	-	-	-	-	2	-
Icelanders	2	11	-	-	-	-
Kalmuks (claimed)	-	-	-	-	412	-
Mexicans	-	1	19	1	1	-
Nicaraguans	-	5	-	-	-	-
Portuguese	-	-	-	-	2	-
Persians	-	5	14	236	2	2
San Salvadorians	1	-	-	-	-	-
Serbians	-	-	-	-	366	1
S. Africans	-	-	48	-	-	1
S. Americans (others)	-	-	-	-	10	1
Scandinavians (others)	-	-	-	74	102	-
Spanish	60	9	38	232	9	1
Swedes	1	39	83	17	15	1
Swiss	1	6	225	114	166	6
Syrians	-	3	-	-	-	-
Turks	2	34	110	54	167	130
Uruguayan	-	2	-	-	5	-
Ukrainian (claimed)	-	-	-	-	14,264	-
Venezuelan	-	1	-	1	3	-
Others	4,825	331	11,395	101	19,960	9,583
TOTAL	4,941	302	12,072	1,364	147,541	9,635

DISPLACED PERSONS ON HAND IN OTHER COUNTRIES

Nationality	<u>SWITZERLAND</u>	<u>CZECHOSLOVAKIA</u> (3 U.S. Army) Occupied Section	<u>NORWAY</u>	<u>DENMARK</u>	<u>ITALY</u>	<u>AUSTRIA</u> (British Zone)	<u>AUSTRIA</u> (American Zone)	<u>FRANCE</u>	<u>BELGIUM</u>
	(29 August)	(31 August)	(14 August)	(29 August)	(29 August)	(22 August)	(30 August)	(15 August)	(27 August)
French	968	-	1,837	36	516	-	-	-	22
Dutch	398	5	659	151	83	-	-	844	241
Belgium & Luxembourg	119	3	218	29	59	-	525	13	207
Danish	10	-	22	-	11	-	-	-	-
Norwegian	-	-	-	29	3	-	-	-	-
Soviet	300	208	16	500	448	1,065	5,553	14,934	220
Estonian	13	12	35	588	91	-	-	7	-
Latvian	18	78	116	1,696	8	205	1,788	10	-
Lithuanian	249	8	315	1,360	47	-	-	5	-
Polish	9,169	409	2,730	4,096	5,620	6,002	18,923	31,546	946
Czechoslovak	600	-	10,831	107	123	613	10,797	8,000	-
Yugoslav	1,624	164	2,906	20	5,704	9,636	40,376	5,326	67
Greek	190	2	-	-	1,755	280	2,507	341	-
Italian	1,273	12	772	819	-	-	258	38,600	148
Hungarian	969	962	53	362	398	-	35,123	260	-
Rumanian	271	-	2,554	177	150	-	17,550	160	-
Bulgarian	18	-	166	-	-	-	192	53	-
Stateless	169	31	43	50	2,956	876	-	65	-
Germans	6,740	105,501	-	200,000	386	109	100,040	541	-
Others & Unclassified	2,667	4,207	2,427(a)	571(b)	7,499(c)	5,648(d)	2	1,132	636
TOTALS :-	25,755	111,602	25,705	210,591	25,857	24,434	236,121	101,837(e)	2,487

- (a) Includes 143 Homeless, 640 Danzigers and 305 Finns.
 (b) Includes 119 Austrians, 42 Finns and 410 Bessarabians.
 (c) Includes 4,478 Palestinians, 582 Albanians, and 303 Austrians.

- (d) Includes 1,233 claimed Ukrainians & 1022 Volksdeutsche
 1,262 Croats, 165 Serbs, 1,209 Slovenes & 152 Turks.
 (e) Includes numbers in Labor Battalions.

RESTRICTED

DISPLACED PERSONS EXECUTIVE
c/o G-5 Division, USFETLondon. W.I.
Central Reporting
Div. (Miss Teeter)

GE-CDPX 383.7 (2.212)

29 August 1945

SITUATION REPORT NO. 42.

RECEIVED

Copies sent to
7. 1945 Mr Moore
Col. Charley
Mr Langford
Miss A. Wood.

I. Summary of Current Situation

Requiring Repatriation from
US/BR/FR Zones of Germany and US
Area in Czechoslovakia

Repatriated

1,529,000

/6,322,000/

4,793,000

II. Current Situation by Nationality

Requiring Repatriation from
British-French-American Zones in
Germany, and from 3 US Army Sect-
or in Czechoslovakia.

Nationality	(cf. Appendix I)	Repatriated
French	2,000	1,504,000 (27 Aug.)
Dutch	2,000	266,000 (13 Aug.)
Belgian and Luxembourg	1,000	295,000 (26 Aug.)
Danish	-	5,000 (Est.)
Norwegian	-	6,000 (Est.)
Soviet	60,000	1,992,000 (26 Aug.)
Estonian	19,000	-
Latvian	54,000	1,000 (23 Aug.)
Lithuanian	41,000	-
Polish	850,000	74,000 (26 Aug.)
Czechoslovak	3,000	106,000 (Est.)
Yugoslav	56,000	50,000 (26 Aug.)
Greek	8,000	2,000 (26 Aug.)
Italian	98,000	416,000 (24 Aug.)
Hungarian	96,000	8,000 (26 Aug.)
Rumanian	12,000	1,000 (23 Aug.)
Bulgarian	1,000	-
Stateless	37,000	-
Germans	105,000	51,000
Others and Unclassified	84,000	16,000 (26 Aug.)
TOTAL	1,529,000	4,793,000

a. Included in the French figure of 1,503,591 as of 27 August are 152,633 repatriated by air. In computing the French total, a 10% allowance for self-repatriates was added to the 1,366,901 reported by USFET Mission (France).

b. The Belgian-Luxembourg repatriation figure includes 281,008 Belgians and an estimated 14,000 Luxembourgers. The 281,008 Belgians include 250,913 from Germany, 4,642 from the Soviet Union, 11,522 from France, 12,572 from the UK, and 1,359 from Switzerland. Of the 254,950 repatriated from Germany and the Soviet Union, 8,984 were political prisoners, 63,553 were prisoners of war, and 183,018 were deportees. Of the total repatriated, 17,571 were repatriated by air.

c. The Dutch repatriation figure reported by USFET Mission (Netherlands) includes 2,278 political prisoners.

d. The 74,000 repatriated Poles are those transferred from the US Zone to the Russians for repatriation, or to France and Belgium for labor service.

RESTRICTED

R E S T R I C T E D

e. The Italian repatriation figure reported by Allied Control Commission (Italy) includes Italians repatriated from all areas other than the Balkan State

f. British Zone authorities report 176,634 Western Europeans received from the Soviet Zone as of 23 August. American Zone authorities report the reception of 266,854 persons, including 230,973 Western Europeans, 26,606 Italians, 1,893 Czechs, 5,428 Yugoslavs, 87 Balts, 1,455 Poles, 140 Rumanians, 1 Greek, 71 Hungarians, and 200 others from the Soviet Zone as of 26 August.

III. Displaced Persons on Hand in BR/FR/US Zones in Germany and in 3 US Army Sector in Czechoslovakia.

<u>Military Unit and Zone</u>	<u>Date of Report</u>	<u>In Camps</u>	<u>Others Estimated</u>	<u>Total</u>
Western District (7 US Army)	24 Aug.	168,049	-	168,049
Eastern District (3 US Army)	27 Aug.	392,677	-	392,677
Czechoslovakia (3 US Army)	23 Aug.	116,803	-	116,803
<u>Total U.S. Zone</u>		<u>677,529</u>	-	<u>677,529</u>
<u>Total French Zone</u>	18 Aug.	<u>110,250</u>	-	<u>110,250</u>
1 Corps		179,047	-	179,047
8 Corps		146,363	-	146,363
30 Corps		375,910	-	375,910
<u>Total British Zone</u>	20 Aug.	<u>701,320</u>	<u>39,980</u>	<u>741,300</u>
<u>GRAND TOTALS</u>		<u>1,489,099</u>	<u>39,980</u>	<u>1,529,079</u>

a. For breakdown by nationality in the British, French and American Zones, see Appendix I.

b. For nationality breakdown in the 3 US Army occupied section of Czechoslovakia, see Appendix II.

IV. Displaced Persons on Hand in Norway, Denmark, Italy, France, Belgium, and the British and American Zones in Austria.

For breakdown by nationality, see Appendix II.

V. UNRRA. As of 27 August, 354 UNRRA teams numbering approximately 4,199 persons of which 899 are UNRRA filler personnel, and 31 Voluntary Agency teams, had been deployed. 786 people were at Grenville as of 14 August, and a combined total of 5,850 persons had been recruited.

VI. Allied Liaison Officers. The deployment of Allied Liaison Officers as of 15 August was 718 - 187 French, 90 Belgian, 64 Dutch, 27 Czechoslovak, 119 Polish, 4 Norwegian, 3 Luxembourg, 6 Greek, 3 Danish, 47 Yugoslav, 135 Russian, and 33 Italian.

VII. Total Movement out of Each Zone. As of 26 August, approximately 1,425,000 (30%) displaced persons had been moved out of the British Zone, 2,370,000 (50%) had been moved out of the American Zone, and 280,000 (6%) had been moved out of the French Zone. The remaining 715,000 (14%) were self-repatriates (persons reported as repatriated by their governments over and above those known to have been returned by the military authorities) and persons repatriated from areas outside the US/BR/FR Zones of Germany.

Att. Moffitt Jr.
A. H. MOFFITT, JR.
Colonel, G. S. C.
Executive Officer.

R E S T R I C T E D

DISPLACED PERSONS ON HAND IN BRITISH - FRENCH - AMERICAN ZONES OF OCCUPATION

Nationality	BRITISH ZONE			Total In Camps	Total Outside	Zone Total	FRENCH Zone Total (18 Aug)	AMERICAN ZONE		Zone Total	Grand Total
	1 Corps In Camps	8 Corps In Camps	30 Corps In Camps					Western District (7 U.S. Army) (24 August)	Eastern District (3 U.S. Army) (27 August)		
French	15	30	346	391	200	591	538	278	477	755	1,884
Dutch	43	88	1,172	1,303	100	1,403	209	394	400	794	2,406
Belgian & Luxembourg	23	15	348	386	100	486	207	119	145	264	957
Danish	4	116	82	202	-	202	-	15	15	30	232
Norwegian	1	33	-	34	-	34	-	15	2	17	51
Soviet	1,330	339	1,127	2,796	5,000	7,796	36,750	2,164	13,079	15,243	59,769
Estonian	415	4,777	1,844	7,036	100	7,136	1,000	2,505	8,307	10,812	18,948
Latvian	1,140	16,000	4,396	21,536	80	21,616	1,000	7,189	24,082	31,271	53,887
Lithuanian	964	9,674	4,711	15,349	100	15,449	1,000	6,987	17,249	24,236	40,685
Polish	121,105	99,549	275,142	495,796	18,000	513,796	52,300	134,027	149,393	283,420	849,516
Czechoslovak	57	160	744	961	100	1,061	461	333	1,220	1,553	3,075
Yugoslav	9,862	8,786	6,169	24,817	2,000	26,817	9,464	1,538	17,404	18,942	55,223
Greek	1	15	156	172	-	172	900	125	6,991	7,116	8,188
Italian	39,617	2,569	41,040	83,226	1,000	84,226	806	375	12,546	12,921	97,953
Hungarian	996	563	6,350	7,909	100	8,009	2,667	889	84,675	85,564	96,240
Rumanian	315	249	5,068	5,632	100	5,732	90	383	5,734	6,117	11,939
Bulgarian	48	44	146	238	-	238	82	25	316	341	661
Stateless	1,181	3,054	6,928	11,163	5,000	16,163	912	768	19,761	20,529	37,604
Others & Unclassified	1,930	302	20,141	22,373	8,000	30,373	1,864(a)	9,920	147,684(b)	157,604	189,841
TOTAL: -	179,047	146,363	375,910	701,320	39,980	741,300	110,250	168,049	509,480	677,529	1,529,079

(a) Includes British 26., U.S. 56., Scandinavians 74., Spanish 232., claimed Armenians 826 and Others 648.

(b) Includes 104,624 Germans in Czechoslovakia, 20,413 Unknowns, 6,444 Austrians, 355 Serbians, 15,179 Ukrainians, 14 Croatians, 2 Egyptians, 186 Swiss, 168 Turks, 1 Mexican, 35 Spanish, 12 South Americans, 2 Iraqians, 74 U.S.A., 92 British, and 83 Others.

DISPLACED PERSONS ON HAND IN OTHER COUNTRIES (a)

Nationality	CZECHOSLOVAKIA (3 U.S. Army) Occupied Section (11 August)	NORWAY (14 August)	DENMARK (22 August)	ITALY (22 August)	AUSTRIA (British Zone) (15 August)	AUSTRIA (American Zone) (9 August)	FRANCE (15 August)	BELGIUM (10 August)
French	2	1,837	36	422	164	(-	50
Dutch	4	659	151	85	-)	844	55
Belgium & Luxembourg	-	218	32	58	-	(13	346
Danish	-	22	-	13	-)	-	25
Norwegian	-	-	29	3	-	(-	11
Soviet	207	16	500	453	987)	4,933	14,934
Estonian	12	35	588	91	-	(7	43
Latvian	78	116	1,696	8	212)	10	73
Lithuanian	8	315	1,360	47	-	(5	42
Polish	584	2,730	4,055	5,577	6,060)	29,578	31,546
Czechoslovak	-	10,831	107	119	608	(9,022	8,000
Yugoslav	1,617	2,906	20	5,409	11,745)	44,326	5,326
Greek	28	-	-	1,754	288	(2,878	341
Italian	48	772	819	-	235)	413	38,600
Hungarian	3,761	53	362	381	100	(46,133	260
Rumanian	1,674	2,554	177	142	-)	19,100	160
Bulgarian	24	166	-	-	-	(428	53
Stateless	32	48	445	1,634	466)	-	65
Germans	107,934	-	200,000	391	110	(110,621	541
Others & Unclassified	1,111 (b)	2,427 (c)	387 (d)	7,967 (e)	2,618 (f))	-	1,132
TOTAL:	117,124	25,705	210,764	24,554	23,593		270,035	101,837 (g)
								12,489 (h)

(a) Dutch and Swiss figures will be added when available.

(b) Includes 995 Austrians, 76 claimed Ukrainians, 2 Spaniards and 40 Unknown.

(c) Includes 143 Moravians, 640 Danzigers and 385 Finns.

(d) Includes 119 Austrians, 44 Finns and 227 Bessarabians.

(e) Includes 4,478 Palestinians, 458 Albanians, and 362 Austrians.

(f) Includes 123 Turks, 1,012 claimed Ukrainians & 1,002 Volksdeutsche.

(g) Includes numbers in Labor Battalians.

(h) Includes 500 Swiss and 60 Spaniards.

GE-CDEX 383.7 (2.212)

RESTRICTED
COMBINED
DISPLACED PERSONS EXECUTIVE
c/o.G-5 Division, USFET

26 August 1945

SITUATION REPORT NO. 41.

RECEIVED

7 SEP 1945

I. Summary of Current Situation

Requiring Repatriation from
US/BR/FR Zones of Germany and US
Area in Czechoslovakia

Repatriated

1,545,000

/6,277,000/

4,732,000

II. Current Situation by Nationality

Requiring Repatriation from
British-French-American Zones in
Germany, and from 3 US Army Sect-
or in Czechoslovakia.

<u>Nationality</u>	<u>(cf. Appendix I)</u>	<u>Repatriated</u>
French	2,000	1,501,000 (24 Aug.)
Dutch	3,000	266,000 (13 Aug.)
Belgian and Luxembourg	1,000	294,000 (19 Aug.)
Danish	-	5,000 (Est.)
Norwegian	-	6,000 (Est.)
Soviet	66,000	1,977,000 (23 Aug.)
Estonian	18,000	-
Latvian	53,000	1,000 (23 Aug.)
Lithuanian	41,000	-
Polish	850,000	73,000 (23 Aug.)
Czechoslovak	3,000	106,000 (Est.)
Yugoslav	65,000	50,000 (23 Aug.)
Greek	5,000	2,000 (23 Aug.)
Italian	107,000	377,000 (20 Aug.)
Hungarian	101,000	8,000 (23 Aug.)
Rumanian	13,000	1,000 (23 Aug.)
Bulgarian	1,000	-
Stateless	28,000	-
Others and Unclassified	188,000	67,000 (23 Aug.)
TOTAL	1,545,000	4,732,000

a. Included in the French figure of 1,500,763 as of 24 August are 152,387 repatriated by air. In computing the French total, a 10% allowance for self-repatriates was added to the 1,364,330 reported by USFET Mission (France).

b. The Belgian-Luxembourg repatriation figure includes 280,000 Belgians and an estimated 14,000 Luxembourgers. The 280,117 Belgians include 250,308 from Germany, 4,642 from the Soviet Union, 11,522 from France, 12,288 from the U.K., and 1,359 from Switzerland. Of the 254,950 repatriated from Germany and the Soviet Union, 8,977 were political prisoners, 63,514 were prisoners of war, and 182,459 were deportees. Of the total repatriated, 17,571 were repatriated by air.

c. The Dutch repatriation figure reported by USFET Mission (Netherlands) includes 2,278 political prisoners.

d. The 73,000 repatriated Poles are those transferred from the US Zone to the Russians for repatriation, or to France and Belgium for labor service.

e. The Italian repatriation figure reported by Allied Control Commission (Italy) includes Italians repatriated from all areas other than the Balkan States. Of the 316,261 repatriated up till 31 July, 36,348 were from Switzerland, 4,476 from France, 810 from French Morocco, 523 from the U.S.A., 25 from Spain, and 201 from Corsica.

RESTRICTED

f. Included in the 188,000 others and unclassified requiring repatriation are some 105,000 Germans in the 3 US Army sector of Czechoslovakia. In the 67,000 repatriated figure are included a sizeable number of German self-repatriates from Czechoslovakia.

g. British Zone authorities report 176,101 Western Europeans received from the Soviet Zone as of 20 August. American Zone authorities report the reception of 266,854 persons, including 230,973 Western Europeans, 26,606 Italians, 1,893 Czechs, 5,428 Yugoslavs, 87 Balts, 1,455 Poles, 140 Rumanians, 1 Greek, 71 Hungarians, and 200 others from the Soviet Zone as of 24 August.

III. Displaced Persons on Hand in BR/FR/US Zones in Germany and in 3 US Army Sector in Czechoslovakia.

<u>Military Unit and Zone</u>	<u>Date of Report</u>	<u>In Camps</u>	<u>Others Estimated</u>	<u>Total</u>
Western District (7 US Army)	23 Aug.	176,102	-	176,102
Eastern District (3 US Army)	23 Aug.	496,986	-	496,986
Czechoslovakia (3 US Army)	23 Aug.	116,803	-	116,803
<u>Total U.S. Zone</u>		<u>673,088</u>	-	<u>673,088</u>
<u>Total French Zone</u>	18 Aug.	<u>110,250</u>	-	<u>110,250</u>
1 Corps		191,176	-	191,176
8 Corps		150,514	-	150,514
30 Corps		379,742	-	379,742
<u>Total British Zone</u>	20 Aug.	<u>721,432</u>	<u>40,680</u>	<u>762,112</u>
<u>GRAND TOTALS</u>		<u>1,504,770</u>	<u>40,680</u>	<u>1,545,450</u>

a. For breakdown by nationality in the British, French and American Zones, see Appendix I.

b. For nationality breakdown in the 3 US Army occupied section of Czechoslovakia, see Appendix II.

c. British and American Zone figures include RIFPs. The American Eastern Zone had the following RIFPs within its area as of 16 August: 11,000 Poles, 1,200 Yugoslavs, 180 Greeks, and 183 Bulgarians. The American Western Zone had the following RIFPs within its area as of the same date: 6,662 Poles, 1,381 Yugoslavs, 9 Albanians, and 1 Rumanian.

IV. Displaced Persons on Hand in Norway, Denmark, Italy, France, Belgium, and the British and American Zones in Austria.

For breakdown by nationality, see Appendix II.

V. UNRRA. As of 27 August, 354 UNRRA teams numbering approximately 4,199 persons of which 899 are UNRRA filler personnel, and 31 Voluntary Agency teams, had been deployed. 786 people were at Granville as of 14 August, and a combine total of 5,850 persons had been recruited.

VI. Allied Liaison Officers. The deployment of Allied Liaison Officers as of 15 August was 718 - 187 French, 90 Belgian, 64 Dutch, 27 Czechoslovak, 119 Polish, 4 Norwegian, 3 Luxembourg, 6 Greek, 3 Danish, 47 Yugoslav, 135 Russian, and 33 Italian.

VII. Total Movement out of Each Zone. As of 23 August, approximately 1,390,000 (30%) displaced persons had been moved out of the British Zone, 2,350,000 (50%) had been moved out of the American Zone, and 280,000 (6%) had been moved out of the French Zone. The remaining 710,000 (14%) were self-repatriates and persons repatriated from areas outside the US/BR/FR Zones of Germany.

A. H. IDOFFITT, JR.
A. H. IDOFFITT, JR.
Colonel, G. S. C.
Executive Officer.

DISPLACED PERSONS ON HAND IN BRITISH - FRENCH - AMERICAN ZONES OF OCCUPATION.

Nationality	BRITISH ZONE (20 August)			Total In Camps	Total Outside	Zone Total	FRENCH	AMERICAN ZONE (23 August)		Zone Total	Grand Total
	1 Corps In Camps	8 Corps In Camps	30 Corps In Camps				Zone Total (18 Aug)	Western District (7 U.S.Army)	Eastern District (3 U.S.Army)		
French	75	104	346	525	300	825	538	278	304	582	1,945
Dutch	140	185	1,172	1,497	200	1,697	209	394	460	854	2,760
Belgian & Luxembourg	45	59	348	452	200	652	207	119	148	267	1,126
Danish	4	101	82	187	-	187	-	15	29	44	231
Norwegian	1	26	-	27	-	27	-	15	10	25	52
Soviet	1,330	457	7,859	9,646	5,000	14,646	36,750	2,164	12,340	14,504	65,900
Estonian	415	4,850	1,844	7,109	100	7,209	1,000	2,505	7,670	10,175	18,384
Latvian	1,215	16,024	4,396	21,635	80	21,715	1,000	7,189	23,621	30,810	53,525
Lithuanian	1,026	10,018	4,711	15,755	100	15,855	1,000	6,987	17,336	24,323	41,178
Polish	121,105	97,002	275,142	493,249	18,000	511,249	52,300	140,689	145,554	286,243	849,792
Czechoslovak	57	160	874	1,091	100	1,191	461	333	1,476	1,809	3,461
Yugoslav	13,008	8,757	5,500	27,265	2,000	29,265	9,464	2,919	22,070	25,789	64,518
Greek	40	15	150	205	-	205	900	125	3,793	3,918	5,023
Italian	48,603	8,449	44,000	101,052	1,400	102,452	806	375	3,042	3,417	106,675
Hungarian	996	598	6,650	8,244	100	8,344	2,667	889	88,732	89,621	100,632
Rumanian	315	244	5,110	5,669	100	5,769	90	384	6,598	6,982	12,841
Bulgarian	45	44	146	235	-	235	82	25	343	368	685
Stateless	106	3,029	2,984	6,119	5,000	11,119	912	768	14,727	15,495	27,526
Others & Unclassified	2,650	392	18,428	21,470	8,000	29,470	1,864(a)	9,929	147,933(b)	157,862	189,196
TOTAL :-	191,176	150,514	379,742	721,432	40,680	762,112	110,250	176,102	496,986	673,088	1,545,450

(a) Includes British 28., U.S. 56., Scandinavians 74.,
Spanish 232., claimed Armenians 826 and Others 648.

(b) Includes approximately 105,000 Germans in Czechoslovakia.

DISPLACED PERSONS ON HAND IN OTHER COUNTRIES (a)

Nationality	CZECHOSLOVAKIA (3 U.S. Army) Occupied Section (23 August)	NORWAY (14 August)	DENMARK (22 August)	ITALY (22 August)	AUSTRIA (British Zone) (18 August)	AUSTRIA (American Zone) (25 August)	FRANCE (15 August)	BELGIUM (19 August)
	(23 August)	(14 August)	(22 August)	(22 August)	(18 August)	(25 August)	(15 August)	(19 August)
French	6	1,837	36	422	192		-	47
Dutch	3	659	151	85	114		844	5
Belgium & Luxembourg	-	218	32	58	-	445	13	7
Danish	-	22	-	13	-		-	22
Norwegian	-	-	29	3	-		-	6
Soviet	330	16	500	453	1,001	85	14,934	217
Estonian	-	35	588	91	-		7	33
Latvian	134	116	1,696	8	217	2,011	10	73
Lithuanian	4	315	1,360	47	-		5	16
Polish	249	2,730	4,055	5,577	6,044	28,088	31,546	2,739
Czechoslovak	-	10,831	107	119	621	8,778 (g)	8,000	30
Yugoslav	3,253	2,906	20	5,409	9,214	53,831 (h)	5,326	43
Greek	-	-	-	1,754	330	3,103	341	1,766
Italian	35	772	819	-	243	441	38,600	121
Hungarian	2,040	53	362	381	-	40,552	260	13
Rumanian	2,318	2,554	177	142	-	20,929	160	2
Bulgarian	-	166	-	-	-	456	53	2
Stateless	44	48	445	1,634	600	-	65	36
Germans	104,954	-	200,000	391	108	112,721	541	5,568
Others & Unclassified	3,433 (b)	2,427 (c)	387 (d)	7,967 (e)	5,293 (f)	4,920 (i)	1,132	638 (l)
TOTAL:	116,803	25,705	210,764	24,554	23,977	276,360 (j)	101,837 (k)	11,384

- (a) Dutch and Swiss figures will be added when available.
 (b) Includes 2,315 Austrians, 449 claimed Ukrainians, & 468 claimed Serbs.
 (c) Includes 143 Memelose, 640 Danzigers and 385 Finns.
 (d) Includes 119 Austrians, 41 Finns and 227 Bessarabians.
 (e) Includes 4,478 Palestinians, 458 Albanians and 362 Austrians.
 (f) Includes 1,214 claimed Croats, 164 claimed Serbs, 1,198 claimed Slovenes, 1,113 claimed Ukrainians, 1,012 Volksdeutsche & 136 Turks.

- (g) Largely Sudeten.
 (h) Largely Volksdeutsche.
 (i) All claimed White Russians.
 (j) Includes 2,983 RAMPs.
 (k) Includes numbers in Labor Battalions.
 (l) Includes 364 Swiss, and 174 claimed British and Americans.

Central Reporting Group, Miss H. Lister, UNRRA
EHO, 11A Portland St, N.I.

RESTRICTED
COMBINED
DISPLACED PERSONS EXECUTIVE
c/o G-5 Division, USFET

DP 24/ Miss Gibbons
Copies sent to Col. Charley
Mr Moore.
Mr Langford
Miss A Wood.
23 August 1945
RECEIVED
7 SEP 1945

GE-CDEK 383.7 (2,212)

SITUATION REPORT NO. 40.

I. Summary of Current Situation

Requiring Repatriation from
US/BR/FR Zones of Germany and US
Area in Czechoslovakia

1,687,000

Repatriated
4,692,000

/6,379,000/

II. Current Situation by Nationality

Requiring Repatriation from
British-French-American Zones in
Germany, and from 3 US Army Sect-
or in Czechoslovakia.

Nationality	(c.f. Appendix I)	Repatriated
French	2,000	1,495,000 (21 Aug.)
Dutch	3,000	256,000 (13 Aug.)
Belgian and Luxembourg	1,000	291,000 (10 Aug.)
Danish	-	5,000 (Est.)
Norwegian	-	6,000 (Est.)
Soviet	154,000-	1,947,000 (20 Aug.)
Estonian	19,000	-
Latvian	53,000	1,000 (20 Aug.)
Lithuanian	42,000	-
Polish	844,000 -	73,000 (20 Aug.)
Czechoslovak	4,000	106,000 (Est.)
Yugoslav	74,000	49,000 (20 Aug.)
Greek	7,000	2,000 (20 Aug.)
Italian	152,000-	377,000 (20 Aug.)
Hungarian	102,000-	6,000 (20 Aug.)
Rumanian	13,000	1,000 (20 Aug.)
Bulgarian	1,000	-
Stateless	25,000	-
Others and Unclassified	191,000 -	67,000 (20 Aug.)
TOTAL	1,687,000	4,692,000

a. Included in the French figure of 1,495,411 as of 21 August are 152,137 repatriated by air. In computing the French total, a 10% allowance for self-repatriates was added to the 1,359,465 reported by USFET Mission (France).

b. The Belgian-Luxembourg repatriation figure includes 277,000 Belgians and an estimated 14,000 Luxembourgers. The 277,483 Belgians include 248,974 from Germany, 4,624 from the Soviet Union, 11,024 from France, 11,502 from the U.K., and 1,359 from Switzerland. Of the 253,598 repatriated from Germany and the Soviet Union, 8,956 were political prisoners, 63,455 were prisoners of war, and 18,118 were displaced persons. Of the total repatriated, 17,560 were repatriated by air.

c. The Dutch repatriation figure reported by USFET Mission (Netherlands) includes 2,278 political prisoners.

d. The 73,000 repatriated Poles are those transferred from the US Zone to the Russians for repatriation, or to France and Belgium for labor service.

e. The Italian repatriation figure reported by Allied Control Commission (Italy) includes Italians repatriated from all areas other than the Balkan States.

R E S T R I C T E D

f. Included in the 191,000 others and unclassified requiring repatriation are some 108,000 Germans in the 3 US Army sector of Czechoslovakia. In the 67,000 repatriated figure are included a sizeable number of German self-repatriates from Czechoslovakia.

g. British Zone authorities report 173,221 Western Europeans received from the Soviet Zone as of 17 August. American Zone authorities report the reception of 266,544 persons, including 230,973 Western Europeans, 26,296 Italians, 1,893 Czechs, 5,428 Yugoslavs, 87 Balts, 1,455 Poles, 140 Rumanians, 1 Greek, 71 Hungarians, and 200 others from the Soviet Zone as of 20 August.

III. Displaced Persons on Hand in BR/FR/US Zones in Germany and in 3 US Army Sector in Czechoslovakia.

<u>Military Unit and Zone</u>	<u>Date of Report</u>	<u>In Camps</u>	<u>Others Estimated</u>	<u>Total</u>
Western District (7 US Army)	20 Aug.	169,035	-	169,035
Eastern District (3 US Army)	"	369,629	-	369,629
Czechoslovakia (3 US Army)	11 Aug.	117,124	-	117,124
<u>Total U.S. Zone</u>		<u>675,788</u>	-	<u>675,788</u>
<u>Total French Zone</u>	11 Aug.	<u>145,550</u>	-	<u>145,550</u>
1 Corps		245,279	-	245,279
8 Corps		134,065	-	134,065
30 Corps		395,708	-	395,708
<u>Total British Zone</u>	20 Aug.	<u>775,052</u>	<u>90,280</u>	<u>865,332</u>
<u>GRAND TOTALS</u>		<u>1,596,390</u>	<u>90,280</u>	<u>1,686,670</u>

a. For breakdown by nationality in the British, French and American Zones, see Appendix I.

b. For nationality breakdown in the 3 US Army occupied section of Czechoslovakia, see Appendix II.

IV. Displaced Persons on Hand in Norway, Denmark, Italy, France, Belgium, and the British and American Zones in Austria.

For breakdown by nationality, see Appendix II.

V. UNRRA. As of 14 August, 349 UNRRA teams numbering approximately 3,193 persons, UNRRA filler personnel numbering approximately 787 persons, and 36 Voluntary Agency teams had been deployed. 769 people were at Granville as of 7 August, and 5,850 persons had been recruited.

VI. Allied Liaison Officers. The deployment of Allied Liaison Officers as of 15 August was 718 - 187 French, 90 Belgian, 64 Dutch, 27 Czechoslovak, 119 Polish, 4 Norwegian, 3 Luxembourg, 6 Greek, 3 Danish, 47 Yugoslav, 135 Russian, and 33 Italian.

A. H. HOFFITT, JR.
Colonel, G. S. C.
Executive Officer.

R E S T R I C T E D

DISPLACED PERSONS ON HAND IN BRITISH - FRENCH - AMERICAN ZONES OF OCCUPATION.

Nationality	BRITISH ZONE (17 August)						FRENCH	AMERICAN ZONE (20 August)			Grand Total
	1 Corps In Camps	8 Corps In Camps	30 Corps In Camps	Total In Camps	Total Outside	Zone Total	Zone Total (11 Aug)	Western District (7 U.S.Army)	Eastern District (3 U.S.Army)	Zone Total	
French	75	203	346	624	300	924	-	492	549	1,041	1,965
Dutch	140	276	1,172	1,588	200	1,788	-	388	584	972	2,760
Belgian & Luxembourg	45	126	348	519	200	719	-	135	219	354	1,073
Danish	4	171	82	257	-	257	-	18	34	52	309
Norwegian	1	26	-	27	-	27	-	15	14	29	56
Soviet	40,450	462	21,776	62,688	19,000	81,688	59,000	2,122	11,421	13,543	154,231
Estonian	415	4,850	1,844	7,109	100	7,209	1,000	2,460	7,919	10,379	18,588
Latvian	1,215	16,024	4,396	21,635	80	21,715	1,000	7,048	23,355	30,403	53,118
Lithuanian	1,026	10,018	4,711	15,755	100	15,855	1,850	7,045	17,242	24,287	41,992
Polish	119,384	77,598	267,497	464,479	37,000	501,479	61,000	133,660	148,284	281,944	844,423
Czechoslovak	128	160	890	1,178	100	1,278	800	322	1,479	1,801	3,879
Yugoslav	15,154	7,950	9,796	32,900	2,000	34,900	11,500	2,509	24,830	27,339	73,739
Greek	770	15	150	935	-	935	800	198	4,624	4,822	6,557
Italian	61,269	11,879	49,382	122,530	18,000	140,530	2,700	666	8,503	9,169	152,399
Hungarian	996	598	6,650	8,244	100	8,344	2,500	918	90,097	91,015	101,859
Rumanian	315	244	5,110	5,669	100	5,769	-	398	6,730	7,128	12,897
Bulgarian	48	44	146	238	-	238	-	26	309	335	573
Stateless	1,181	3,029	2,984	7,194	5,000	12,194	-	798	11,729	12,527	24,721
Others & Unclassified	2,663	392	18,428	21,483	8,000	29,483	3,400	9,817 (a)	148,831(b)	158,648	191,531
TOTAL:	245,279	134,065	395,708	775,052	90,280	865,332	145,550	169,035	506,753	675,788	1,686,670

(a) Includes 4,249 claimed Ukrainians.

(b) Includes approximately 108,000 Germans in Czechoslovakia.

APPENDIX II.

DISPLACED PERSONS ON HAND IN OTHER COUNTRIES (a)

Nationality	<u>CZECHOSLOVAKIA</u> (3 U.S. Army) Occupied Section (11 August)	<u>NORWAY</u> (14 August)	<u>DENMARK</u> (22 August)	<u>ITALY</u> (22 August)	<u>AUSTRIA</u> (British Zone) (15 August)	<u>AUSLITA</u> (American Zone) (9 August)	<u>FRANCE</u> (15 August)	<u>BELGIUM</u> (10 August)
French	2	1,837	36	422	164	(-	50
Dutch	4	659	151	85	-)	844	55
Belgium & Luxembourg	-	218	32	58	-	(13	346
Danish	-	22	-	13	-)	-	25
Norwegian	-	-	29	3	-	(-	11
Soviet	207	16	500	453	987)	14,934	200
Estonian	12	35	588	91	-	(7	43
Latvian	78	116	1,696	8	212)	10	73
Lithuanian	8	315	1,360	47	-	(5	42
Polish	584	2,730	4,055	5,577	6,060)	29,578	2,600
Czechoslovak	-	10,831	107	119	608	(9,022	384
Yugoslav	1,617	2,906	20	5,409	11,745)	44,326	30
Greek	28	-	-	1,754	288	(2,878	1,000
Italian	48	772	819	-	235)	413	60
Hungarian	3,761	53	362	381	100	(46,133	87
Rumanian	1,674	2,554	177	142	-)	19,100	50
Bulgarian	24	166	-	-	-	(428	2
Stateless	32	48	445	1,634	466)	65	3,151
Germans	107,934	-	200,000	391	110	(110,621	-
Others & Unclassified	1,111 (b)	2,427 (c)	387 (d)	7,967 (e)	2,618 (f))	1,132	4,280 (h)
TOTAL:	117,124	25,705	210,764	24,554	23,593		101,837 (g)	12,489

- (a) Dutch and Swiss figures will be added when available.
 (b) Includes 993 Austrians, 76 claimed Ukrainians, 2 Spaniards and 40 Unknown.
 (c) Includes 143 Macedonians, 640 Danzigers and 385 Finns.
 (d) Includes 119 Austrians, 41 Finns and 227 Bessarabians.
 (e) Includes 4,478 Palestinians, 458 Albanians, and 362 Austrians.

- (f) Includes 123 Turks, 1,012 claimed Ukrainians & 1,002 Volksdeutsche.
 (g) Includes numbers in Labor Battalians.
 (h) Includes 500 Swiss and 60 Spaniards.

DISPLACED PERSONS ON HAND IN BRITISH - FRENCH - AMERICAN

Nationality	BRITISH ZONE (19 September)					FRENCH Zone				
	1 Corps In Camps	3 Corps In Camps	30 Corps In Camps	Total In Camps	Total Outside	Zone Total	(3 Sept.)			
French	61	143	77	281	200	481	381			
Dutch	380	226	690	1,296	100	1,396	186			
Belgian & Luxembourg	39	127	182	348	200	548	206			
Danish	10	123	60	193	-	193	-		16	
Norwegian	5	55	21	81	-	81	31		12	
Russian	425	937	1,087	2,449	4,000	6,449	6,497	2,043		
Estonian		5,239	1,314	6,553	100	6,653	1,000	2,502		
Latvian	2,955	15,981	4,867	23,803	80	23,883	1,005	7,640	26,664	
Lithuanian	1,780	8,982	4,119	14,881	100	14,981	3,366	7,376	20,808	
Polish	121,326	100,222	264,250	485,798	18,000	503,798	53,806	138,012	132,558	270,570
Czechoslovak	51	105	770	926	100	1,026	533	228	1,271	1,499
Yugoslav	3,490	4,226	5,942	13,658	1,000	14,658	1,452	1,694	9,821	11,515
Greek	12	24	162	198	-	198	24	138	2,706	2,844
Italian	990	47	504	1,541	8,000	9,541	913	798	10,040	10,838
Hungarian	716	1,288	6,255	8,259	100	8,359	2,178	484	79,542	80,026
Rumanian	972	485	5,080	6,537	100	6,637	363	401	2,306	2,707
Bulgarian	15	8	221	244	-	244	73	54	202	256
Stateless	134	1,812	1,347	3,293	5,000	8,293	762	943	20,397	21,340
Others & Unclassified	3,019	4,970	18,066	26,055	8,000	34,055	1,569 (a)	11,089	129,013 (b)	140,102
TOTALS:	136,380	145,000	315,094	596,474	45,080	641,554	74,345	174,549	469,343	643,892
										1,359,791

(a) Includes 331 Anglo-Saxons, 180 Austrians, 166 Spanish, 88 claimed Armenians, 149 Iranians and 655 Others.

(b) Includes 105,000 Germans in U.S. Zone of Czechoslovakia, 38,000 of whom are in camps and virtually all of whom are residents of the Soviet Zone of Germany.

= The majority are nonrepatriable and probably will be classed as stateless.

DP24/x

RESTRICTED
COMBINED
DISPLACED PERSONS EXECUTIVE
c/o G-5 Division, USFET

GE-GRM 383.7 (2.212)

20 August 1945

MEMORANDUM:

TO : See Distribution

SITUATION REPORT NO. 39.

I. Summary of Current Situation

Central Reports Branch: 30/8/45

Requiring Repatriation from
US/BR/FR Zones of Germany and US
Area in Czechoslovakia

Copy to: Miss Gibbons, Mr. Moore, Dr. Langrod
(DP24 X)
Col. Charley
Miss Wood
Mr. Scott
Adm. Services

1,748,000

4,566,000

/6,314,000/

II. Current Situation by Nationality

Requiring Repatriation from
British-French-American Zones in
Germany, and from 3 US Army Sect-
or in Czechoslovakia

Nationality	(c.f. Appendix I)	Repatriated
French	3,000	1,494,000 (19 Aug.)
Dutch	3,000	262,000 (2 Aug.)
Belgian and Luxembourg	2,000	291,000 (10 Aug.)
Danish	-	5,000 (Est.)
Norwegian	-	6,000 (Est.)
Soviet	179,000	1,901,000 (14 Aug.)
Estonian	19,000	-
Latvian	49,000	1,000 (14 Aug.)
Lithuanian	48,000	-
Polish	859,000	71,000 (14 Aug.)
Czechoslovak	4,000	106,000 (Est.)
Yugoslav	82,000	49,000 (14 Aug.)
Greek	8,000	1,000 (14 Aug.)
Italian	175,000	306,000 (14 Aug.)
Hungarian	102,000	6,000 (14 Aug.)
Rumanian	13,000	1,000 (14 Aug.)
Bulgarian	1,000	-
Stateless	25,000	-
Others and Unclassified	177,000	66,000 (14 Aug.)
TOTAL	1,748,000	4,566,000

a. Included in the French figure of 1,493,714 as of 19 August are 152,033 repatriated by air. In computing the French total, a 10% allowance for self-repatriates was added to the 1,357,922 reported by USFET Mission (France).

b. The Belgian-Luxembourg repatriation figure includes 277,000 Belgians and an estimated 14,000 Luxembourgers. The 277,423 Belgians include 248,974 from Germany, 4,624 from the Soviet Union, 11,024 from France, 11,502 from the U.R., and 1,359 from Switzerland. Of the 453,598 repatriated from Germany and the Soviet Union, 8,956 were political prisoners, 69,455 were prisoners of war, and 18,118 were displaced persons. Of the total repatriated, 17,560 were repatriated by air.

c. No change has been reported in the Dutch figures. For details see Situation Report No. 34.

d. The 71,000 repatriated Poles are those transferred from the US Zone to the Russians for repatriation, or to France and Belgium for labor service.

RESTRICTED

RESTRICTED

e. Included in the 177,000 others and unclassified requiring repatriation are some 108,000 Germans in the 3 US Army sector of Czechoslovakia. In the 66,000 repatriated figure are included a sizeable number of German self-repatriates from Czechoslovakia.

f. British Zone authorities report 173,011 Western Europeans received from the Soviet Zone as of 14 August. American Zone authorities report the reception of 266,540 persons, including: 230,979 Western Europeans, 26,296 Italians, 1,893 Czechs, 5,428 Yugoslavs, 77 Balts, 1,455 Poles, 140 Rumanians, 1 Greek, 71 Hungarians, and 200 others from the Soviet Zone as of 14 August.

III Displaced Persons on Hand in BA/FR/US Zones in Germany and in 3 US Army Sector in Czechoslovakia.

Military Unit and Zone	Date of Report	In Camps	Others Estimated	Total
Western District (7 US Army)	14 Aug.	173,681	-	173,681
Eastern District (3 US Army)	17 Aug.	509,323	-	509,323
<u>Total US Zone</u>		<u>683,004</u>	-	<u>683,004</u>
<u>Total French Zone</u>	<u>15 Aug.</u>	<u>163,636</u>	-	<u>163,636</u>
1 Corps		256,137	-	256,137
8 Corps		159,002	-	159,002
30 Corps		401,221	-	401,221
<u>Total British Zone</u>	<u>14 Aug.</u>	<u>816,360</u>	<u>65,280</u>	<u>901,640</u>
<u>GRAND TOTALS</u>		<u>1,563,000</u>	<u>65,280</u>	<u>1,748,280</u>

a. For breakdown by nationality in the British, French and American Zones, see Appendix I.

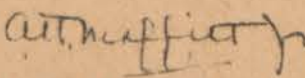
b. As of 11 August there were 117,124 displaced persons in the 3 US Army occupied section of Czechoslovakia. These included 2 French, 4 Dutch, 207 Soviets, 584 Poles, 1,617 Yugoslavs, 26 Greeks, 48 Italians, 3,761 Hungarians, 24 Bulgarians, 107,934 Germans, 993 Austrians, 1,674 Rumanians, 12 Estonians, 76 Latvians, 8 Lithuanians, 6 other Balts, 76 claimed Ukrainians, 2 Spaniards, 32 Stateless, and 34 Unknown.

IV. Displaced Persons on Hand in Norway, Denmark, France, Belgium, and the British and American Zones in Austria.

For breakdown by nationality, see Appendix II.

V. UNRRA. As of 14 August, 349 UNRRA teams numbering approximately 3,193 persons, UNRRA filler personnel numbering approximately 787 persons, and 36 Voluntary agency teams had been deployed. 769 people were at Granville as of 7 August, and 5,850 persons had been recruited.

VI. Allied Liaison Officers. The deployment of Allied Liaison Officers as of 15 August was 718 - 187 French, 90 Belgian, 64 Dutch, 27 Czechoslovak, 119 Polish, 4 Norwegian, 3 Luxembourg, 6 Greek, 3 Danish, 47 Yugoslav, 135 Russian, and 33 Italian.


 A. H. HOFFITT, JR.
 Colonel, G. S. C.
 Executive Officer.

RESTRICTED

DISPLACED PERSONS ON HAND IN BRITISH - FRENCH - AMERICAN ZONES OF OCCUPATION

Nationality	BRITISH ZONE (14 August)						FRENCH Zone Total (15 Aug)	AMERICAN ZONE		Zone Total	Grand Total
	1 Corps In Camps	8 Corps In Camps	30 Corps In Camps	Total In Camps	Total Outside	Zone Total		Western District (7 U.S. Army) (14 Aug)	Eastern District (3 U.S. Army) (17 Aug)		
French	75	133	346	554	300	854	1,052	595	657	1,252	3,156
Dutch	140	285	1,172	1,597	200	1,797	212	413	778	1,191	3,200
Belgian & Luxembourg	45	97	348	490	200	690	100	199	268	467	1,265
Danish	4	108	82	194	-	194	13	31	49	60	267
Norwegian	1	17	-	18	-	18	7	13	12	25	50
Soviet	50,640	313	27,768	78,721	24,000	102,721	58,162	6,337	12,156	18,493	179,376
Estonian	415	4,762	1,844	7,021	100	7,121	1,800	2,395	7,655	10,050	18,971
Latvian	1,115	15,751	4,396	21,262	80	21,342	1,800	6,279	19,083	25,362	48,504
Lithuanian	1,026	10,396	4,711	16,133	100	16,233	2,500	7,068	22,322	29,390	48,123
Polish	119,384	98,998	264,907	483,289	28,000	511,289	59,952	132,322	155,586	288,408	659,649
Czechoslovak	128	105	902	1,135	100	1,235	500	153	2,032	2,185	3,920
Yugoslav	15,154	8,519	19,234	42,907	2,500	45,407	11,545	4,634	20,524	25,158	82,110
Greek	770	4	1,220	1,994	-	1,994	1,025	324	4,562	4,886	7,905
Italian	62,769	13,778	50,823	127,370	21,000	148,370	7,204	1,776	17,529	19,305	174,959
Hungarian	996	606	6,730	8,332	100	8,432	2,360	645	90,448	91,093	101,885
Rumanian	315	246	5,048	5,609	100	5,709	130	432	6,574	7,006	12,845
Bulgarian	48	44	146	238	-	238	35	59	682	741	1,014
Stateless	1,105	3,111	6,928	11,144	500	11,644	1,476	761	11,206	11,967	25,087
Others & Unclassified	2,007	1,729	4,616	8,352	8,000	16,352	13,675 (a)	8,765	137,200 (c)	145,965	175,992
TOTAL:	256,137	159,002	401,221	816,360	85,280	901,640	163,636 (b)	173,681	509,323	683,004	1,748,200

(a) Includes 194 Swiss, 200 Spaniards, 40 U.S.A., 361 British, 6 Swedes, 5 Slovones, 46 Turks, 1,124 Armenians, 342 Iranians, 1 Mexican, 5 Argentinians, 1 Venezuelan, 2 Chileans, 4 Brazilians, 2 Indians, 1 Chinese & 11,341 Others.

(b) Plus an unknown number outside of Camps.

(c) Includes approximately 107,000 Germans in Czechoslovakia.

DISPLACED PERSONS ON HAND IN OTHER COUNTRIES (a)

APPENDIX II.

Nationality	NORWAY (14 August)	DENMARK (15 August)	ITALY (15 August)	AUSTRIA (British Zone) (11 August)	AUSTRIA (American Zone) (9 August)	FRANCE (15 August)	BELGIUM (10 August)
French	1,837	18	428	52	()		50
Dutch	659	127	83	57	()	844	55
Belgium & Luxembourg	218	114	79	22	(373)	13	346
Danish	22	-	11	1	()	-	25
Norwegian	-	29	8	8	()	-	11
Soviet	16	6,949	241	1,803	4,933	14,934	200
Estonian	35	454	91	30	()	7	43
Latvian	116	1,697	6	183	(2,230)	10	73
Lithuanian	315	1,091	40	53	()	5	42
Polish	2,730	4,055	5,554	7,743	29,578	31,546	2,600
Czechoslovak	10,831	79	98	579	9,022	3,000	384
Yugoslav	2,906	20	4,120	2,468	44,326	5,326	30
Greek	-	-	1,290	106	2,878	341	1,000
Italian	772	820	-	9,039	413	38,600	60
Hungarian	53	363	378	77	46,155	260	87
Rumanian	2,554	143	117	175	19,100	160	50
Bulgarian	166	-	162	-	428	53	2
Stateless	48	40	-	273	-	65	3,151
German	-	200,000	379	69	110,621	541	-
Others & Unclassified	2,427 (b)	388 (c)	8,417 (d)	29,395 (e)	-	1,132	4,200 (g)
TOTAL:	25,705	216,387	21,502	52,133	270,035	101,837 (f)	12,489

(a) Dutch and Swiss figures will be added when available.

(b) Includes 143 Stateless, 640 Danzigers and 385 Finns.

(c) Includes 119 Austrians, 42 Finns and 227 Bessarabians.

(d) Includes 4,329 Palestinians.

(e) Includes an estimated 14,000 Allied and 15,000 ex-enemy displaced persons outside of camps.

(f) Includes numbers in Labor Battalions.

(g) Includes 500 Swiss and 60 Spaniards.

17 August 1945

R E S T R I C T E D

COMBINED
DISPLACED PERSONS EXECUTIVE
c/o G-5 Division, USFET

GE-CDFX 383.7 (2.212)

MEMORANDUM:

TO : See Distribution

SITUATION REPORT NO. 38I. Summary of Current Situation

Requiring Repatriation from
US/BR/FR Zones of Germany and US
Area in Czechoslovakia

1,800,000

Repatriated

4,516,000

/6,316,000/

II. Current Situation by Nationality

Requiring Repatriation from
British-French-American Zones in
Germany, and from 3 US Army Sect-
or in Czechoslovakia
(c.f. Appendix I)

<u>Nationality</u>		<u>Repatriated</u>
French	3,000	1,487,000 (10 Aug.)
Dutch	3,000	262,000 (2 Aug.)
Belgian and Luxembourg	1,000	289,000 (2 Aug.)
Danish	-	5,000 (Est.)
Norwegian	-	6,000 (Est.)
Soviet	215,000	1,864,000 (14 Aug.)
Estonian	19,000	-
Latvian	51,000	1,000 (14 Aug.)
Lithuanian	42,000	-
Polish	866,000	70,000 (14 Aug.)
Czechoslovak	5,000	106,000 (Est.)
Yugoslav	81,000	49,000 (14 Aug.)
Greek	7,000	1,000 (14 Aug.)
Italian	170,000	306,000 (14 Aug.)
Hungarian	104,000	6,000 (14 Aug.)
Rumanian	14,000	11,000 (14 Aug.)
Bulgarian	1,000	-
Stateless	31,000	-
Others and Unclassified	187,000	63,000 (14 Aug.)
TOTAL	1,800,000	4,516,000

a. Included in the French figure of 1,487,235 as of 10 August are 151,185 repatriated by air. In computing the French total, a 10% allowance for self-repatriates was added to the 1,332,032 reported by USFET Mission (France).

b. No change has been reported in the Belgian, Dutch and Luxembourg figures. For details see Situation Report No. 34.

c. The 70,000 repatriated Poles are those transferred from the US Zone to the Russians for repatriation, or to France and Belgium for labor service.

d. Included in the 187,000 others and unclassified requiring repatriation are some 108,000 Germans in the 3 US Army sector of Czechoslovakia. In the 63,000 repatriated figure are included a sizeable number of German self-repatriates from Czechoslovakia.

R E S T R I C T E D

R E S T R I C T E D

e. British Zone authorities report 172,867 Western Europeans received from the Soviet Zone as of 11 August. American Zone authorities report the reception of 266,540 persons, including 230,979 Western Europeans, 26,296 Italians, 1,893 Czechs, 5,428 Yugoslavs, 77 Balts, 1,455 Poles, 140 Rumanians, 1 Greek, 71 Hungarians, and 200 others from the Soviet Zone as of 14 August.

III. Displaced Persons on Hand in FR/FR/US Zones in Germany and in 3 US Army Sector in Czechoslovakia.

<u>Military Unit and Zone</u>	<u>Date of Report</u>	<u>In Camps</u>	<u>Others Estimated</u>	<u>Total</u>
Western District (7 US Army)		173,681	-	173,681
Eastern District (3 US Army)		518,822	-	518,822
<u>Total US Zone</u>	<u>14 Aug.</u>	<u>692,503</u>	-	<u>692,503</u>
Total French Zone	<u>15 Aug.</u>	<u>163,636</u>	-	<u>163,636</u>
1 Corps		268,058	-	268,058
6 Corps		148,983		148,983
30 Corps		417,822		417,822
<u>Total British Zone</u>	<u>11 Aug</u>	<u>654,863</u>	<u>89,080</u>	<u>943,943</u>
GRAND TOTALS		<u>1,711,002</u>	<u>89,080</u>	<u>1,800,082</u>

a. For breakdown by nationality in the British, French and American Zones, see Appendix I.

b. As of 11 August there were 117,124 displaced persons in the 3 US Army occupied section of Czechoslovakia. These included 2 French, 4 Dutch, 207 Soviets, 584 Poles, 1,617 Yugoslavs, 28 Greeks, 46 Italians, 3,761 Hungarians, 24 Bulgarians, 107,934 Germans, 993 Austrians, 1,674 Rumanians, 12 Estonians, 78 Latvians, 8 Lithuanians, 6 other Balts, 76 claimed Ukrainians, 2 Spaniards, 32 Stateless, and 34 Unknown.

IV. Displaced Persons On Hand in Norway, Denmark, France, Belgium, and the British and American Zones in Austria.

For breakdown by nationality, see Appendix II.

V. UNRRA. As of 14 August, 349 UNRRA teams numbering approximately 3,193 persons, UNRRA filler personnel numbering approximately 787 persons, and 36 Voluntary Agency teams had been deployed. 769 people were at Granville as of 7 August, and 5,650 persons had been recruited.

VI. Allied Liaison Officers. The deployment of Allied Liaison Officers as of 15 August was 710 - 187 French, 90 Belgian, 64 Dutch, 27 Czechoslovak, 119 Polish, 4 Norwegian, 3 Luxembourg, 6 Greek, 3 Danish, 47 Yugoslav, 136 Russian, and 33 Italian.

Att. Moffitt

A. E. HOFFITT, JR.
Colonel, GSC.
Executive Officer.

R E S T R I C T E D

DISPLACED PERSONS ON HAND IN BRITISH - FRENCH - AMERICAN ZONES OF OCCUPATION

APPENDIX I

Nationality	British Zone (11 August)						French	American Zone (14 Aug.)			Grand Total
	1 Corps In Camps	8 Corps In Camps	30 Corps In Camps	Total In Camps	Total Outside	Zone Total	Zone Total (15 Aug)	Western District (7 U.S. Army)	Eastern District (3 U.S. Army)	Zone Total	
French	75	133	346	554	300	854	1,052	595	769	1,364	3,270
Dutch	140	265	1,172	1,597	200	1,797	212	413	980	1,393	3,402
Belgian & Luxembourg	45	97	348	490	200	690	106	199	363	562	1,360
Danish	4	108	82	194	-	194	13	11	52	63	270
Norwegian	1	17	-	18	-	18	7	13	43	56	81
Soviet	78,956	321	35,471	114,748	24,000	138,748(a)	58,162	6,337	12,004	18,341	215,251
Estonian	415	4,762	1,844	7,021	100	7,121	1,800	2,395	7,323	9,718	18,639
Latvian	1,115	15,751	4,396	21,262	80	21,342	1,800	6,279	21,694	27,973	51,115
Lithuanian	1,026	10,296	4,711	16,033	100	16,133	2,500	7,068	16,624	23,692	42,325
Polish	119,384	90,079	264,371	473,834	37,000	510,834	59,952	132,822	161,847	294,669	865,455
Czechoslovak	128	105	902	1,135	100	1,235	500	153	2,921	3,074	4,809
Yugoslav	15,154	8,519	19,234	42,907	2,500	45,407	11,545	4,634	19,517	24,151	81,103
Greek	770	4	1,220	2,094	-	1,994	1,025	324	3,694	4,018	7,037
Italian	65,742	14,383	50,126	130,251	23,000	153,251	7,284	1,776	7,304	9,080	169,615
Hungarian	996	606	6,730	8,332	100	8,432	2,360	645	92,550	93,195	103,987
Rumanian	315	246	5,045	5,606	100	5,706	130	432	7,129	7,561	13,400
Bulgarian	48	44	146	238	-	238	35	59	704	763	1,036
Stateless	1,105	3,111	6,928	11,144	500	11,644	1,476	761	16,946	17,707	30,827
Others & Unclassified	2,639	116	14,747	17,502	800	18,302	13,675 (b)	6,765	146,358 (d)	155,123	187,100
TOTAL	288,058	148,963	417,822	854,843	89,000	943,943	163,636 (c)	173,681	518,822	692,503	1,800,062

(a) Soviet figure for 21 A Gp being revised downward.

(b) Includes 194 Swiss, 200 Spaniards, 40 USA, 361 British, 6 Swedes, 5 Slovenes, 46 Turks, 1124 Armenians, 342 Iranians, 1 Mexican, 5 Argentinians, 1 Venezuelan, 2 Chileans, 4 Brazilians, 2 Indians, 1 Chinese and 11,341 others.

(c) Plus an unknown number outside of camps

(d) Includes 107,934 Germans in Czechoslovakia.

DISPLACED PERSONS ON HAND IN OTHER COUNTRIES (a)

APPENDIX II.

Nationality	NORWAY (14 August)	DENMARK (8 August)	AUSTRIA (British Zone) (1 August)	AUSTRIA (American Zone) (9 August)	FRANCE (1 August)	BELGIUM (10 August)	TOTAL
French	1,837	118	—	(17	50	(
Dutch	659	127	—	(845	55	(
Belgian & Luxembourg	218	114	—	(373	78	346	(4,898
Danish	22	—	—	(—	25	(
Norwegian	—	—	—	(3	11	(
Soviet	16	6,949	680	4,933	35,604	200	48,382
Estonian	(35	454	—	(1	43	(
Latvian	(116	1,637	180	(2,230	—	73	(6,278
Lithuanian	(315	1,091	—	(1	42	(
Polish	2,730	4,055	4,673	29,578	8,588	2,600	52,224
Czechoslovak	10,831	79	878	9,022	431	384	21,225
Yugoslav	2,906	—	10,495	44,326	1,547	30	59,304
Greek	—	—	—	2,878	341	10	3,229
Italian	772	820	162	413	330	60	2,557
Hungarian	53	363	—	46,133	269	87	46,905
Rumanian	2,554	143	—	19,100	172	50	22,019
Bulgarian	166	—	—	428	57	2	653
Stateless	48	—	263	—	106	3,151	3,568
Germans	—	200,000	—	110,621	—	—	310,621
Others & Unclassified	2,427 (b)	388	31,567 (c)	—	2,259	4,280	40,721
TOTAL:	25,705	216,398	48,298	270,035	50,649	11,499	622,584

(a) Dutch, Swiss and Italian figures will be added when available.

(b) Includes 143 Memelers, 640 Danzigers & 385 Finns.

(c) Includes and estimated 14,000 Allied and 15,000 ex-enemy displaced persons outside of camps.

DP. 24X

INDEXED

UNITED NATIONS RELIEF AND REHABILITATION ADMINISTRATION
Central Headquarters, DP Operations, Germany
APO 757, US Army.

16 August 1945.

Dear Charley:

Please accept my apologies for having taken so long to answer your letter of 20 July relative to the G-5 DP Weekly Report. Lack of acknowledgment, however, does not signify a complete ignoring of your query, and I have been able to establish that copies of these reports were sent regularly to the European Regional Office through UK Base; recent issues have been directed to the attention of Miss Gibbons.

Your assumption that the SHAEF Report would be continued as a GDFX document is, of course, correct, although the material is being issued fortnightly instead of weekly. The latest report, No. 40, is now being prepared, and 12 copies of this will be sent to the Central Reporting Division for Miss Jeeter's attention. The courier service now in operation should ensure swifter delivery of material from this Headquarters to ERO.

The DP Situation Report prepared twice weekly has also included UNRRA in its distribution list. Enclosed are six copies of each of the two most recent issues, which I am routing to you via Miss Jeeter, so that she may expect future numbers in sextuplicate, and note at the same time that the fortnightly report issue to UNRRA ERO will number 12, as you request.

I hope that this procedure will obviate any further difficulties in the matter of your receiving this information, but perhaps you will let me know if the arrangement does not work out smoothly.

Sincerely yours,

Fletcher C. Kettle
Fletcher C. Kettle.

Lt. Col. L.W. Charley,
Asst. Deputy Director,
German & Austrian D.P. Ops. Br.,
UNRRA, European Regional Office,
11A Portland Place, London, W.1.

(Via Central Reporting Divn.... Miss H. Jeeter)

RECEIVED

29 AUG 1945

U.N.R.R.A. (REGY.)

Copy letter
and enclosure
sent direct to
Miss Jeeter.

RESTRICTED

COMBINED

DISPLACED PERSONS EXECUTIVE

c/o G-5 Division, USFET

Central Reports Branch: 30-8-45 14 August 1945

Copy to: Miss Gibbons, Mr. Moore, Dr. Langrod

(D.P. 24/X)

Mr. Scott

Col. Charley

Adm. Services

Miss Wood

SITUATION REPORT NO. 37

GE-CPA: 383.7 (2.212)

MEMORANDUM:

TO

: See Distribution

Central
Reporting
Division

Miss H. Jester

RECEIVED

29 AUG 1945

U.N.R.R.A. (REGY.)

I. Summary of Current Situation

Requiring Repatriation from
US/DR/TR Zones of Germany and
US Area in Czechoslovakia

Repatriated

1,934,000

4,435,000

6,369,000

II. Current Situation by Nationality

Requiring Repatriation from
British-French-American Zones in
Germany, and from 3 US Army Sect-
or in Czechoslovakia

Nationality

(c.f. Appendix I)

Repatriated

French	3,000	1,487,000 (10 Aug.)
Dutch	3,000	262,000 (2 Aug.)
Belgian and Luxembourg	2,000	269,000 (2 Aug.)
Danish	-	5,000 (Est.)
Norwegian	-	6,000 (Est.)
Soviet	394,000	1,802,000 (11 Aug.)
Estonian	18,000	-
Latvian	45,000	1,000 (11 Aug.)
Lithuanian	39,000	-
Polish	881,000	68,000 (11 Aug.)
Czechoslovak	6,000	106,000 (Est.)
Yugoslav	83,000	48,000 (11 Aug.)
Greek	9,000	1,000 (11 Aug.)
Italian	177,000	293,000 (11 Aug.)
Hungarian	101,000	6,000 (11 Aug.)
Rumanian	13,000	-
Bulgarian	1,000	-
Stateless	28,000	-
Others and Unclassified	161,000	61,000 (11 Aug.)
TOTAL	1,934,000	4,435,000

a. Included in the French figure of 1,487,235 as of 10 August are 151,185 repatriated by air. In computing the French total, a 10% allowance for self-repatriates was added to the 1,332,052 reported by USFET Mission (France).

b. No change has been reported in the Belgian, Dutch and Luxembourg figures. For details see Situation Report No. 34.

c. The 68,000 repatriated Poles are those transferred from the US Zone to the Russians for repatriation, or to France and Belgium for labor service.

d. Included in the 161,000 others and unclassified requiring repatriation are some 108,000 Germans in the 3 US Army sector of Czechoslovakia. In the 61,000 repatriated figure are included a sizeable number of German self-repatriates from Czechoslovakia.

e. British Zone authorities report 172,605 Western Europeans received from the Soviet Zone as of 8 August. American Zone authorities report the reception of 264,255 persons, including 230,758 Western Europeans, 26,054 Italians, 1,825 Czechs, 3,852 Yugoslavs, 77 Balts, 1,455 Poles, 140 Rumanians, 1 Greek, 71 Hungarians, and 20 others from the Soviet Zone as of 11 August.

RESTRICTED

R E S T R I C T E D

III. Displaced Persons on Hand in BR/FR/US Zones in Germany and in 3 US Army Sector in Czechoslovakia

<u>Military Unit and Zone</u>	<u>Date of Report</u>	<u>In Camps</u>	<u>Others Estimated</u>	<u>Total</u>
Western District (7 US Army)	9 Aug.	167,720	-	167,720
Eastern District (3 US Army)	11 Aug.	513,770	-	513,770
<u>Total US Zone</u>		<u>681,490</u>	-	<u>681,490</u>
 Total French Zone	 24 July	 171,530	 -	 171,530
1 Corps		321,933	-	321,933
8 Corps		155,703	-	155,703
30 Corps		422,842	-	422,842
<u>Total British Zone</u>	<u>3 Aug.</u>	<u>900,478</u>	<u>180,780</u>	<u>1,081,258</u>
 GRAND TOTALS		<u>1,753,498</u>	<u>180,780</u>	<u>1,934,278</u>

a. For breakdown by nationality in the British, French and American Zones, see Appendix I.

b. As of 11 August there were 117,124 displaced persons in the 3 US Army occupied section of Czechoslovakia. These included 1 French, 4 Dutch, 207 Soviets, 584 Poles, 1,617 Yugoslavs, 26 Greeks, 48 Italians, 3,761 Hungarians, 24 Bulgarians, 107,934 Germans, 993 Austrians, 1,674 Rumanians, 12 Estonians, 78 Latvians, 8 Lithuanians, 5 other Balts, 76 claimed Ukrainians, 2 Spaniards, 32 Stateless, and 34 Unknown.

IV. Displaced Persons On Hand in Norway, Denmark, France, Belgium, and the British and American Zones in Austria

For breakdown by nationality, see Appendix II.

V. UNRRA. As of 5 August, 949 UNRRA teams numbering approximately 2,828 persons, UNRRA filler personnel numbering approximately 665 persons, and 36 Voluntary Agency teams had been deployed. 938 people were at Granville, and 5,850 persons had been recruited.

VI. Allied Liaison Officers. The deployment of Allied Liaison Officers as of 10 August was 738 - 187 French, 90 Belgian, 64 Dutch, 27 Czechoslovak, 119 Polish, 4 Norwegian, 3 Luxembourg, 6 Greek, 3 Danish, 47 Yugoslav, 155 Russian, and 33 Italian.

There were 53 in the French Zone, 243 in the U.S. Zone, 371 in the British Zone, 25 assigned to UNRRA, 15 to COM Z, 6 to USFET Mission (Belgium), 2 to USFET Mission (Luxembourg), 9 to USFET Mission (Netherlands), and 14 to USFET Mission (Norway).

a.m.uffia

A. H. HOFFITT, JR.,
COLONEL, G. S. C.,
EXECUTIVE OFFICER.

R E S T R I C T E D

DISPLACED PERSONS ON HAND IN BRITISH - FRENCH - AMERICAN ZONES OF OCCUPATION

Nationality	British Zone (8 August)						French	American Zone			Grand Total
	1 Corps In Camps	8 Corps In Camps	30 Corps In Camps	Total In Camps	Total Outside	Zone Total	Zone Total (24 July)	Western District (7 U.S. Army) (9 August)	Eastern District (3 U.S. Army) (11 August)	Zone Total	
French	504	133	346	983	300	1,283	1,000	536	678	1,214	3,497
Dutch	138	281	1,172	1,591	200	1,791	500	230	801	1,031	3,322
Belgian & Luxembourg	402	97	348	847	200	1,047	500	83	311	394	1,941
Danish	1	147	82	230	-	230	-	4	53	57	287
Norwegian	1	161	-	162	-	162	-	27	43	70	232
Soviet	106,998	722	35,764	143,484	95,000	238,484 ^(b)	77,600	5,389	12,363	17,752	333,836
Estonian	415	5,132	1,844	7,391	100	7,491	1,500	2,274	6,536	8,810	17,801
Latvian	1,115	14,564	4,396	20,075	80	20,155	1,500	5,396	18,157	23,553	45,208
Lithuanian	1,026	10,466	4,711	16,203	100	16,303	1,700	6,563	14,615	21,178	39,181
Polish	119,584	91,239	266,500	477,123	53,000	530,123	59,000	129,088	162,554	291,642	880,765
Czechoslovak	128	95	932	1,155	100	1,255	1,350	173	2,780	2,953	5,558
Yugoslav	15,154	8,891	21,510	45,555	3,000	48,555	11,200	4,399	19,076	23,475	83,230
Greek	770	395	1,607	2,772	-	2,772	1,250	2,856	2,072	4,928	8,950
Italian	71,746	14,629	50,364	136,739	22,000	158,739	7,500	3,409	6,885	10,294	176,533
Hungarian	631	632	6,572	7,835	100	7,935	550	531	92,086	92,617	101,102
Rumanian	315	242	5,086	5,643	100	5,743	100	350	6,785	7,135	12,978
Bulgarian	25	44	146	215	-	215	50	53	702	755	1,020
Stateless	106	2,809	2,934	5,899	500	6,399	110	914	21,012	21,926	28,435
Others & Unclassified	3,074	5,024	18,478	26,576	6,000	32,576	6,120	5,445	146,261 ^(a)	151,706	190,402
TOTAL:	321,933	155,703	422,842	900,478	180,780	1,081,258	171,530	167,720	513,770	681,490	1,934,278

(a) Includes 107,934 Germans in Czechoslovakia.

(b) Soviet figure for 21 A Gp being revised downward.

DISPLACED PERSONS ON HAND IN OTHER COUNTRIES (a)

Nationality	(7 August)	DENMARK (8 August)	AUSTRIA (British Zone) (1 August)	AUSTRIA (American Zone) (9 August)	FRANCE (1 August)	BELGIUM (3 August)	Total
French	1,940	118	-	(17	50	(
Dutch	971	127	-	(845	55	(
Belgian & Luxembourg	350	114	-	(78	346	(
Danish	-	-	-	(-	25	(
Norwegian	-	-	-	(3	11	(
Soviet	75	6,949	680	(35,604	1,459	(
Estonian	(454	-	(1	43	(
Latvian	766	1,697	180	(-	73	(
Lithuanian	(1,091	-	(1	42	(
Polish	19,138	4,055	4,673	(8,588	3,921	(
Czechoslovak	13,562	79	478	(431	384	(
Yugoslav	2,783	-	10,495	(1,547	31	(
Greek	-	-	-	(341	10	(
Italian	1,152	820	162	(330	69	(
Hungarian	160	363	-	(46,133	87	(
Rumanian	365	143	-	(19,100	50	(
Bulgarian	10	-	-	(428	2	(
Stateless	192	-	263	(106	3,151	(
Others & Unclassified	6,117	200,388 (b)	31,367 (c)	(2,259	4,280	(
TOTAL:	47,581	216,398	48,298	(50,649	14,089	(

(a) Dutch, Swiss and Italian figures will be added when available.

(b) Includes 200,000 Germans.

(c) Includes an estimated 14,000 Allied and 15,000 ex-enemy displaced persons outside of camps.

(d) All Germans.

RESTRICTED.

COMBIL
DISPLACED PERSONS EXECUTIVE
c/o. G-5 Division, USFLT

CDPR 383.7 (2.212)

11 August 1945

MEMORANDUM

TO : See Distribution

Central Reports Branch: 30/8/45 *cmh*.

Copy to: Miss Gibbons, Mr. Moore, Dr. Langrod

SITUATION REPORT NO. 36

Mr. Parker

(DP 24/X) ✓

Col. Charley

Mr. Scott

Miss Wood

Admin. Services

I. Summary of Current Situation

Requiring
Repatriation

Repatriated

1,997,000

4,369,000

/6,366,000/

II. Current Situation by Nationality

Nationality	Requiring Repatriation	Repatriated
French	3,000	1,485,000 (8 Aug.)
Dutch	3,000	262,000 (2 Aug.)
Belgian and Luxembourg	2,000	289,000 (2 Aug.)
Polish	-	5,000 (Est.)
Norwegian	-	6,000 (Est.)
Soviet	373,000	1,765,000 (8 Aug.)
Estonian	18,000	-
Latvian	45,000	1,000 (8 Aug.)
Lithuanian	38,000	-
Polish	887,000	62,000 (8 Aug.)
Czechoslovak	7,000	104,000 (Est.)
Yugoslav	88,000	48,000 (8 Aug.)
Greek	11,000	1,000 (8 Aug.)
Italian	194,000	276,000 (8 Aug.)
Hungarian	93,000	6,000 (8 Aug.)
Rumanian	11,000	-
Bulgarian	1,000	-
Stateless	26,000	-
Others and Unclassified	193,000	59,000 (8 Aug.)
TOTAL	1,997,000	4,369,000

a. Included in the French figure of 1,484,676 as of 8 August are 151,029 repatriated by air. In computing the French total, a 10% allowance for self-repatriates was added to the 1,349,706 reported by USFLT Mission (France).

b. No change has been reported in the Belgian, Dutch and Luxembourg figures. For details see Situation Report No. 34.

c. The 62,000 repatriated Poles are those transferred from the US Zone to the Russians for repatriation, or to France and Belgium for labor service.

d. The Czechoslovak repatriation estimate was made by the Czechoslovak Repatriation Ministry.

e. Included in the 193,000 others and unclassified requiring repatriation are some 115,000 Germans in the 3 US Army sector of Czechoslovakia. In the 59,000 repatriated figure are included a sizeable number of German self-repatriates from Czechoslovakia.

f. British Zone authorities report 172,284 Western Europeans received from the Soviet Zone as of 5 August. American Zone authorities report the reception of 264,253 persons, including 230,756 Western Europeans, 26,054 Italians, 1,825 Czechs, 3,852 Yugoslavs, 77 Balts, 1,455 Poles, 140 Rumanians, 1 Greek, 71 Hungarians, and 20 others from the Soviet Zone as of 8 August.

RESTRICTED

RESTRICTED

III. Displaced Persons on Hand in Germany

<u>Military Unit and Zone</u>	<u>Date of Report</u>	<u>In Camps</u>	<u>Others Estimated</u>	<u>Total</u>
Western District (7 US Army)		167,742	-	167,742
Eastern District (3 US Army)		516,076	-	516,076
<u>Total US Zone</u>	<u>8 Aug.</u>	<u>683,818</u>	-	<u>683,818</u>
<u>Total French Zone</u>	<u>24 July</u>	<u>171,530</u>	-	<u>171,530</u>
1 Corps		368,777	-	368,777
8 Corps		158,422	-	158,422
30 Corps		435,466	-	435,466
<u>Total British Zone</u>	<u>5 Aug.</u>	<u>962,665</u>	<u>179,280</u>	<u>1,141,945</u>
<u>GRAND TOTALS</u>		<u>1,818,013</u>	<u>179,280</u>	<u>1,997,293</u>

a. For breakdown by nationality in the British, French and American Zones, see Appendix I.

b. As of 5 August there were 130,957 displaced persons in the 3 US Army occupied section of Czechoslovakia. These included 10 French, 14 Dutch, 4 Belgians, 245 Soviets, 880 Poles, 874 Yugoslavs, 38 Greeks, 43 Italians, 3,799 Hungarians, 27 Bulgarians, 119,811 Germans, 1,054 Austrians, 2,362 Romanians, 79 Estonians, 256 Latvians, 17 Lithuanians, 6 other Poles, 945 claimed Ukrainians, 1 Czech, 2 Spaniards, 54 Stateless, and 44 unknown.

IV. The Norwegian Situation

a. Repatriated from Norway as of 7 August are 97,329 Soviet citizens, 1,607 French, 714 Dutch, 590 Belgians, 390 Danish, and 483 Czechs.

b. On hand in Norway as of 7 August were 2,654 RDPs (1,597 Yugoslavs, 1,057 Poles). Of the displaced persons there were 75 Soviet citizens, 18,081 Poles, 971 Dutch, 1,940 French, 312 Belgians, 13,562 Czechs, 1,186 Yugoslavs, 766 Balts, 38 Luxembourgers, 13 Bulgarians, 1,056 Danzigers, 1,339 Finns, 160 Hungarians, 1,152 Italians, 365 Romanians, 192 stateless, 1,137 others, and 2,585 unclassified.

V. The Danish Situation. As of 8 August the numbers of displaced persons in Denmark were as follows: 116 French, 114 Belgians, 127 Dutch, 79 Germans, 454 Estonians, 1,697 Latvians, 1,081 Lithuanians, 4,655 Poles, 6,949 Russians, 820 Italians, 119 Austrians, 42 Finns, 363 Hungarians, 143 Romanians, 27 Bessarabians, and an estimated 200,000 Germans.

VI. The Austrian Situation

a. As of 1 August there were 19,298 displaced persons in camps in the British Zone. These included 113 Austrians, 4,673 Poles, 10,495 Yugoslavs, 600 Romanians, 478 Czechs, 263 stateless, 817 Germans, 864 Ukrainians, 162 Italians, 180 Latvians, and 553 unclassified. There were estimated to be 14,000 Allied national displaced persons and 15,000 ex-enemy displaced persons outside of camps in Harsten, but no estimate had been made for those outside of camps in Stoier.

b. Displaced persons on hand as of 9 August in the American Zone were as follows: 373 Westbound, 2,230 Balts, 4,933 Soviets, 29,578 Poles, 44,326 Yugoslavs, 9,021 Czechs, 413 Italians, 2,878 Greeks, 110,621 Germans, 19,100 Romanians, 428 Bulgarians, and 46,193 Hungarians.

VII. UNRRA. As of 5 August, 349 UNRRA teams numbering approximately 2,828 persons, UNRRA filler personnel numbering approximately 665 persons, and 36 Voluntary Agency teams had been deployed. 932 people were at Granville, and 5,850 persons had been recruited.

RESTRICTED

RESTRICTED

VIII. Allied Liaison Officers. The deployment of Allied Liaison Officers as of 10 August was 738 - 187 French, 90 Belgian, 64 Dutch, 27 Czechoslovak, 119 Polish, 4 Norwegian, 3 Luxembourg, 6 Greek, 3 Danish, 47 Yugoslav, 155 Russian, and 33 Italian.

There were 53 in the French Zone, 243 in the U.S. Zone, 371 in the British Zone, 25 assigned to COM, 15 to Gama Z, 6 to USFET Mission (Belgium), 2 to USFET Mission (Luxembourg), 9 to USFET Mission (Netherlands), and 14 to USFET Mission (Norway).

W. Macdonald S. Bond

for A. H. KOFFET, JR.,
COLONEL, G. S. C.,
EXECUTIVE OFFICER.

RESTRICTED

APPENDIX I

DISPLACED PERSONS ON HAND IN BRITISH - FRENCH - AMERICAN ZONES OF OCCUPATION

Nationality	British Zone (5 August)					French American Zone (8 August)					Grand Total
	1 Corps In Camps	2 Corps In Camps	30 Corps In Camps	Total In Camps	Total Outside	Zone Total (24 July)	Zone Total (24 July)	Western District (7 H.S. Army)	Eastern District (3 U.S. Army)	Zone Total	
French	504	244	345	1,094	300	1,394	1,000	550	407	1,023	3,417
Dutch	138	253	1,172	1,563	200	1,763	50	250	773	1,023	3,286
Belgian & Luxembourg	402	126	348	876	200	1,076	500	85	552	637	2,213
Danish	1	153	82	236	-	236	-	4	80	84	320
Norwegian	1	161	-	162	-	162	-	27	30	65	227
Soviet	144,345	692	40,145	185,182	95,000	280,182	77,600	5,389	10,279	15,668	373,450
Estonian	415	5,132	1,344	7,391	100	7,491	1,500	3,274	6,507	8,781	17,772
Latvian	1,115	14,564	4,396	20,075	80	20,155	1,500	5,396	17,740	23,136	44,791
Lithuanian	1,026	10,466	4,711	16,203	100	16,303	1,700	6,63	14,108	20,671	38,674
Polish	119,384	91,571	267,113	478,068	53,000	531,068	59,000	129,088	167,919	297,007	887,075
Czechoslovak	1,390	95	943	2,428	100	2,528	1,340	173	2,951	3,124	7,002
Yugoslav	15,154	9,423	24,847	49,424	2,000	51,424	11,200	4,399	21,325	25,724	88,348
Greek	770	395	1,703	2,868	-	2,868	1,250	2,486	4,016	6,872	10,890
Italian	80,972	15,740	56,837	153,549	22,000	175,549	7,500	3,409	7,124	10,533	193,582
Hungarian	631	632	3,282	4,545	100	4,645	550	531	89,947	90,478	95,673
Romanian	315	242	2,362	2,919	100	3,019	100	350	7,006	7,456	10,555
Bulgarian	25	44	146	215	-	215	50	53	786	839	1,104
Stateless	30	1,809	2,984	4,823	-	4,823	110	914	20,197	21,111	26,044
Others & Unclassified	2,159	6,680	22,205	31,044	6,000	37,044	6,120	5,445	144,161(a)	149,606	192,770
TOTAL:	368,777	158,422	435,466	962,665	179,289	1,141,955	171,530	167,742	516,076	683,818	1,997,293

(a) Includes some 115,000 Germans in Czechoslovakia.

INDEXED

CDPX, c/o G-5 Division, USFET.

9th August, 1945.

Central Reports Branch: 17/8/45
GMB.

To: Mr. Rhatigan

From: G.S. Pickard.

Copy to: D.P. ✓
Miss Wood
Commander Jackson.

The following notes may be helpful as a summary of the position we are now in in Germany.

1. Numbers of refugees.

Repatriation is now slower than was estimated, but it may be that there will be a new spurt quite shortly. We can still estimate roughly one million displaced persons by 1st October. Of these, the vast majority will be Poles. A great deal depends on whether the Russians will provide transport for Poles to go back. The present difficulty is almost entirely transport. It is quite clear that more than 50% of the Poles wish to return home. Repatriation of the Italians, Greeks and Yugoslavs will continue and not present much difficulty.

The next largest category to Poles will be Balts. The present position is that the French regard them as Russians, while the British and Americans do not recognise them as Russians within the terms of the Yalta Agreement. They consist of several different classes:

- (a) political nationalists who emigrated to Germany in 1939, to avoid Russian occupation;
- (b) political left-wing elements, who were forcibly brought from the Baltic to Germany; and
- (c) Volksdeutsche.

Thus, there are many varied elements to the problem.

The next largest group is probably Jews, who amount to 70 - 100,000.

2. Resettlement.

France has already asked for 35,000 miners urgently, and the Military are already taking steps to recruit them and to send them on short contracts to France. This may ultimately lead to resettlement.

3. Distribution of refugees.

The Heidelberg conference showed that although the majority of refugees were in camps, there were considerable local problems especially in Eastern Bavaria. On the Czech borders, there are vast numbers of refugees and displaced persons of all types moving to and from. On the one hand there are Volksdeutsche from Yugoslavia, Hungary, Rumania etc., all now claiming the nationality of the country which they have lived in for several generations, but being rejected by the national liaison officers. Steps have been taken with the political staffs here to get a further definition of their position. There are also the Sudeten Germans, who are being moved out of Czechoslovakia in large numbers. Then, there are German refugees from the Ruhr who have increased the population by something like one third. Miscellaneous groups, such as the White Russian Civil Affairs staff, trained by the Germans to run Russia, or the whole medical faculty of Budapest University, are scattered all over the area.

/A certain

A certain number are in camps and these are mostly ex-enemy D.P.'s who seek the protection of the American Army, but a very large number are outside camps. In the 21st Corps area, it was reported by our field supervisor that there were only some 8,000 in camps and 120,000 outside. (These figures need checking.) At the moment, the position of those outside is tolerable; by the winter it will be impossible. At the same time, it is tolerably clear that there will not and cannot be adequate accommodation in the area to put them in.

In passing, it might be noticed that one village was entirely cleared of Germans to put in 5,000 displaced persons, but the situation of the German population is such that this cannot be repeated on a large scale.

4. Condition of the camps. Reports from our field supervisors show that a real effort is now being made by the Army to concentrate refugees in the better camps. On the other hand, with the present number of 2,000,000 displaced persons, many of the camps are badly over-crowded. It can, however, be fairly safely assumed that this condition will be much remedied by the beginning of winter. Rapid surveys are being carried out as to the suitability of the camps for winter occupation. The chief problems are bombed buildings, broken windows, lack of heating arrangements, enclosed wash places and indoor sanitation.

5. Problems for the winter.

The main problems will be:

(a) Feeding. The difficulty here has been reduced to a minimum by the fact that 13½ million Red Cross food parcels have been made available. With supplementation of the bread and vegetables, these parcels will provide an adequate diet for at least six months. The parcels include such things as whole dried milk, chocolate, cigarettes and oats. They therefore provide not only food for adults but basic supplementary foods for the children and also amenity supplies.

(b) Fuel. The situation in respect of fuel is bad. It is alleged that no coal whatsoever will be available in any camps and the only possibility will be to obtain wood from the local countryside.

(c) Clothing and Blankets. The blanket position is apparently not good. It is estimated that refugees have an average of 1/2 blankets per head. They will need at least 3 for the winter. Therefore, a further supply of roughly 2,000,000 is required. The clothing situation varies very considerably, but it is clear that without heat in the camps an issue of warm clothing is imperative.

On all these points, we must make early representations to the Army, (i) to find out the available stocks, (ii) to ensure that they take every possible step to make blankets and clothing available as soon as possible for the winter.

6. UNRRA's Organization

Provided we get the necessary facilities from the Military to set up a central office and we are not too hampered by the interminable arguments on clothing issues and problems of obtaining uniforms and transport, it seems quite clear that we can set up an efficient field organization for running the camps. The pattern in the U.S. Zone is quite clear and, provided we can get some top staff in the British Zone, the same plan mutatis mutandi should apply there.

The basic organization is a central office, with personnel and finance policy staffs maintaining central records of deployment, etc., and a small overall policy staff concerned with coordinating the activities of the two zones and general liaison; and Zone Headquarters - the really operative body - which supervises field operations in the respective zones, using as machinery in 21st Army Group the three Army Corps, and in the U.S. Zone two Military Districts. The Corps and District Headquarters are the main

/supervisory

supervisory headquarters. Supervision of the teams in the field is maintained by field supervisors who control about half a dozen teams each. These supervisors are chosen for their practical knowledge of camp maintenance and their ability to ensure cooperation from the local Military Government Authorities. They are the main channel for the flow of instructions and reverse flow of reports, and are responsible for interpreting UNRRA policy to the field.

7. UNRRA's Responsibilities.

Basically, the job UNRRA should do is that of camp operation and welfare employment and training of displaced persons. This is a job of the greatest possible importance and a job which no other agency can do properly. On the other hand, UNRRA should not concern itself with questions of nationality status, categories of repatriation - i.e. whether Balts are to be returned to Russia against their will and so on - or with governmental negotiations.

UNRRA should regard itself as being in the same position as a field mission vis-a-vis the national governments. It is for the governments to determine who should stay in their country and who should be returned and under what conditions. In this case, the British, American and French Armies are the governments. UNRRA can assist those governments as it does in the country missions, by providing them with expert help. So, UNRRA can continue to provide individual personnel to help in Military offices concerned with such questions as repatriation and movements control.

The following are the next steps. You might like to clear any of them in London:

- (a) We wait until the Army have finished "concurring" in their agreement and until we get it presented to us. As it stands at the moment, the chief problem is straightening out the supply section.
- (b) We continue to press on the whole question of accommodation, if necessary threatening to withdraw, unless we are given facilities.
- (c) At a very early date, we officially draw the Army's attention to our concern at the fuel, clothing and blanket situation, as well as inadequate conditions in many camps.
- (d) We strengthen our field supervisory staff as fast as we can.
- (e) We bring in health, welfare and child welfare specialists as rapidly as possible.
- (f) We make every possible attempt to get increased amenity supplies to enable work to be done either through local German resources or through UNRRA channels.

RESTRICTED

COMBINED
DISPLACED PERSONS EXECUTIVE
c/o. G-5 Division, USFET

GE-CDPX 383.7 (2.212)

MEMORANDUM

TO : See Distribution

SITUATION REPORT NO. 35

INDEXED

Central Reports Branch: 2/8/45
Gms.

Copy to: Miss Gibbons
Mr. Jett
Col. Sharley. Welfare.

RECEIVED

21 AUG 1945

UNRRA

I. Summary of Current Situation

	Requiring Repatriation	Repatriated
TOTAL	2,039,000 /6,362,000/	4,323,000

II. Current Situation by Nationality

Nationality	Requiring Repatriation	Repatriated
French	3,000	1,473,000 (1 Aug.)
Dutch	2,000	262,000 (2 Aug.)
Belgian and Luxembourg	2,000	289,000 (2 Aug.)
Danish	-	5,000 (Est.)
Norwegian	-	6,000 (Est.)
Soviet	411,000	1,734,000 (5 Aug.)
Estonian	16,000	-
Latvian	41,000	1,000 (5 Aug.)
Lithuanian	35,000	-
Polish	885,000	60,000 (5 Aug.)
Czechoslovak	7,000	104,000 (Est.)
Yugoslav	92,000	48,000 (5 Aug.)
Greek	9,000	1,000 (5 Aug.)
Italian	209,000	276,000 (5 Aug.)
Hungarian	97,000	6,000 (5 Aug.)
Rumanian	11,000	-
Bulgarian	1,000	-
Stateless	24,000	-
Others and Unclassified	194,000	58,000 (5 Aug.)
TOTAL	2,039,000	4,323,000

a. No change has been reported in the French, Belgian, Dutch and Luxembourg figures. For details see Situation Report No. 34.

b. The 2,000 Lithuanians reported repatriated in Situation Report No. 34 were erroneously reported because of a cable error.

c. The 60,000 repatriated Poles are those transferred from the US Zone to the Russians for repatriation, or to France and Belgium for labor service.

d. The Czechoslovak repatriation estimate was made by the Czechoslovak Repatriation Ministry.

e. Included in the 194,000 others and unclassified requiring repatriation are some 120,000 Germans in the 3 US Army sector of Czechoslovakia. In the 58,000 repatriated figure are included a sizeable number of German self-repatriates from Czechoslovakia.

f. British Zone authorities report 167,716 Western Europeans received from the Soviet Zone as of 2 August. American Zone authorities report the reception of 261,961 persons, including 230,748 Western Europeans, 23,782 Italians, 1,825 Czechs, 3,832 Yugoslavs, 87 Balts, 1,455 Poles, 140 Rumanians, 1 Greek, 71 Hungarians, and 20 others from the Soviet Zone as of 5 August.

RESTRICTED

R E S T R I C T E D

III. Displaced Persons on Hand in Germany

<u>Military Unit and Zone</u>	<u>Date of Report</u>	<u>In Camps</u>	<u>Others Estimated</u>	<u>Total</u>
Western District (7 US Army)		167,854	-	167,854
Eastern District (3 US Army)		524,244	-	524,244
<u>Total US Zone</u>	<u>5 Aug.</u>	<u>692,098</u>	-	<u>692,098</u>
<u>Total French Zone</u>	<u>24 July</u>	<u>171,530</u>	-	<u>171,530</u>
1 Corps		408,947	-	408,947
8 Corps		155,124	-	155,124
30 Corps		423,990	-	423,990
<u>Total British Zone</u>	<u>2 Aug.</u>	<u>988,061</u>	<u>187,280</u>	<u>1,175,341</u>
<u>GRAND TOTALS</u>		<u>1,851,689</u>	<u>187,280</u>	<u>2,038,969</u>

a. For breakdown by nationality in the British, French and American Zones, see Appendix I.

b. For breakdown of smaller groups in the British and American Zones, see Appendix II.

c. As of 5 August there were 130,957 displaced persons in the 3 US Army occupied section of Czechoslovakia. These included 10 French, 14 Dutch, 4 Belgians, 245 Soviets, 880 Poles, 874 Yugoslavs, 28 Greeks, 45 Italians, 3,799 Hungarians, 27 Bulgarians, 119,811 Germans, 1,654 Austrians, 2,362 Rumanians, 79 Estonians, 256 Latvians, 17 Lithuanians, 6 other Balts, 345 claimed Ukrainians, 1 Croat, 2 Spaniards, 54 Stateless, and 444 Unknown.

IV, V, and VI. There has been no reported change in the Norwegian, Danish or Austrian Situations. For latest information, see Situation Reports Nos. 34, 29, and 33 respectively.

VII. UNRRA. As of 5 August, 349 UNRRA teams numbering approximately 2,828 persons, filler personnel numbering approximately 665 persons, and 36 Voluntary Agency teams had been deployed. 932 people were at Granville, and 5,850 persons had been recruited.

VIII. Allied Liaison Officers. The deployment of Allied Liaison Officers as of 7 August was 736 - 187 French, 90 Belgian, 63 Dutch, 27 Czechoslovak, 119 Polish, 4 Norwegian, 3 Luxembourg, 4 Greek, 3 Danish, 48 Yugoslav, 155 Russian, and 33 Italian.

Attmoffit.
A. H. McFITT, JR.,
COLONEL, G. S. C.,
EXECUTIVE OFFICER.

R E S T R I C T E D

DISPLACED PERSONS ON HAND IN BRITISH--FRENCH & AMERICAN ZONES OF OCCUPATION

Nationality	British Zone (2 August)					French American Zone (5 August)					Grand Total
	1 Corps In Camps	8 Corps In Camps	30 Corps In Camps	Total In Camps	Total Outside	Zone Total (24 July)	Zone Total (24 July)	Western District (7 U.S. Army)	Eastern District (3 U.S. Army)	Zone Total	
French	504	123	106	733	300	1,033	1,000	516	527	1,043	3,076
Dutch	138	234	276	648	200	848	500	191	730	921	2,269
Belgian & Luxembourg	402	105	207	714	200	914	500	73	502	575	1,989
Danish	1	196	10	207	—	207	—	26	76	102	309
Norwegian	1	161	12	174	—	174	—	13	35	48	222
Soviet	179,961	829	47,339	228,129	92,000	320,129	77,600	2,660	10,852	13,512	411,241
Estonian	415	5,132	253	5,800	100	5,900	1,500	1,977	6,442	8,419	15,819
Latvian	1,115	14,564	738	16,417	80	16,497	1,500	5,131	17,637	22,768	40,765
Lithuanian	2,141	10,466	1,433	14,040	100	14,140	1,700	4,532	14,977	19,509	35,349
Polish	119,384	91,387	265,617	476,388	55,000	531,388	59,000	126,736	168,353	295,089	885,477
Czechoslovak	1,390	95	1,390	2,875	100	2,975	1,350	255	2,763	3,018	7,343
Yugoslav	15,154	9,041	26,745	50,940	2,000	52,940	11,200	8,721	19,167	27,888	92,028
Greek	770	395	1,025	2,190	—	2,190	1,250	1,978	3,288	5,266	8,706
Italian	25,526	18,153	62,173	165,852	22,000	187,852	7,500	5,136	8,517	13,653	209,005
Hungarian	631	632	3,386	4,649	100	4,749	550	1,448	89,993	91,441	96,740
Rumanian	315	242	2,239	2,796	100	2,896	100	789	7,085	7,874	10,870
Bulgarian	25	144	3	72	—	72	50	56	785	841	963
Stateless	30	2,809	3	2,842	2,000	4,842	110	657	18,825	19,482	24,434
Others & Unclassified (a)	1,044	516	11,035	12,595	13,000	25,595	6,120	6,959	153,690	160,649	192,364
TOTAL:	408,947	155,124	423,990	988,061	187,230	1,175,341	171,530	167,854	524,244	692,098	2,038,969

(a) For breakdown of these figures in the British and American Zones see Appendix II.

RESTRICTED

APPENDIX II.

Further Nationality Breakdown of the "Others and Unclassified"
 Figures in Appendix I, British and American Zones.

Nationality	B R I T I S H			U. S.		Total
	1 Corps	8 Corps	30 Corps	7 Army	3 Army	
Albanians	8	12	2	-	-	22
Austrians	31	41	11	-	7,671	7,754
Armenians	-	5	-	59	-	64
Argentinians	-	15	-	8	-	23
Other Asiatics	-	-	-	6	-	6
Brazilians	3	23	-	2	-	28
Other Balts	-	-	-	602	6	608
British	-	-	-	3	2	5
Canadians	-	-	-	4	-	4
Chinese	-	36	2	1	-	39
Croatians	-	-	-	1	31	32
Chileans	-	14	-	3	-	17
Finnns	6	25	11	2	2	46
Guatemalans	-	2	-	-	-	2
Germans	-	-	-	-	119,687	119,687
Icelanders	2	10	-	-	-	12
Iranians	-	4	-	3	-	7
Mexicans	-	-	-	-	9	9
Nicaraguans	-	3	-	-	-	3
Portugese	-	-	-	1	-	1
Peruvians	-	-	-	2	-	2
Swedes	-	41	4	3	19	67
South Africans	-	-	-	1	-	1
Swiss	-	1	-	1	87	89
Spaniards	2	28	13	6	21	70
Serbians	-	-	-	-	133	133
Other South Americans	-	-	-	-	42	42
Turks	-	16	7	8	96	127
Ukrainians	-	-	35	4,265	12,034	16,334
Uragucyans	-	2	-	-	-	2
U.S.A.	3	-	-	136	18	157
Venezuelans	-	1	-	1	-	2
Volksdeutsche	-	-	-	-	321	321
Unknown and Unclassified	989	237	10,950	1,841	13,311	27,328
TOTAL	1,044	516	11,035	6,959	153,690	173,244

Mr Moore.

DP24/x

R E S T R I C T E D

COMBINED
DISPLACED PERSONS EXECUTIVE
c/o G-5 Division, USFET

GE-CDPX 383.7 (2.212)

5 August 1945

MEMORANDUM

TO : See Distribution

SITUATION REPORT NO. 34

I. Summary of Current Situation

	<u>Requiring Repatriation</u>	<u>Repatriated</u>
TOTAL	2,109,000	4,280,000
	/6,389,000/	

II. Current Situation by Nationality

<u>Nationality</u>	<u>Requiring Repatriation</u>	<u>Repatriated</u>
French	5,000	1,473,000 (1 Aug.)
Dutch	2,000	262,000 (2 Aug.)
Belgian and Luxembourg	2,000	289,000 (2 Aug.)
Danish	-	5,000 (Est.)
Norwegian	-	6,000 (Est.)
Soviet	440,000	1,722,000 (2 Aug.)
Estonian	15,000	-
Latvian	38,000	1,000 (2 Aug.)
Lithuanian	32,000	2,000 (2 Aug.)
Polish	892,000	56,000 (2 Aug.)
Czechoslovak	5,000	100,000 (Est.)
Yugoslav	96,000	44,000 (2 Aug.)
Greek	9,000	-
Italian	219,000	258,000 (2 Aug.)
Hungarian	92,000	6,000 (2 Aug.)
Rumanian	10,000	-
Bulgarian	1,000	-
Stateless	26,000	-
Others and Unclassified	225,000	56,000 (2 Aug.)
TOTAL	2,109,000	4,280,000

a. Included in the French figure of 1,472,689 as of 1 August are 150,042 repatriated by air. In computing the French total, a 10% allowance for self-repatriates was added to the 1,338,809 reported by USFET Mission (France).

b. The Dutch repatriation figure of 262,050 (including 2,699 political prisoners) as of 2 August was reported by the Dutch Repatriation Ministry.

c. The Belgian-Luxembourg repatriation figure includes 275,000 Belgians and an estimated 14,000 Luxembourgers. The 274,510 Belgians include 248,111 repatriated from Germany, 10,650 from France, 4,624 from the Soviet Union, and 10,166 from the U.K. Of the 252,735 repatriated from Germany and the Soviet Union, 8,949 were political prisoners, 63,435 were prisoners of war, and 180,363 were Displaced Persons. Of the

R E S T R I C T E D

total number repatriated, 17,493 have been repatriated by air.

d. The 56,000 repatriated Poles are those transferred from the US Zone to the Russians for repatriation, or to France and Belgium for labor service.

e. The Czechoslovak repatriation estimate was made by the Czechoslovak Repatriation Ministry.

f. Included in the 225,000 others and unclassified requiring repatriation are some 128,000 Germans in the 3 US Army sector of Czechoslovakia. In the 56,000 repatriated figure are included a sizeable number of German self-repatriates from Czechoslovakia.

g. British Zone authorities report 167,456 Western Europeans received from the Soviet Zone as of 30 of July. American Zone authorities report the reception of 261,684 persons, including 230,678 Western Europeans, 23,581 Italians, 1,825 Czechs, 3,846 Yugoslavs, 87 Balts, 1,455 Poles, 140 Rumanians, 1 Greek and 71 Hungarians from the Soviet Zone as of 30 July.

III. Displaced Persons on Hand in Germany

<u>Mil. Unit & Zone</u>	<u>Date of Report</u>	<u>In Camps</u>	<u>Others Estimated</u>	<u>Total</u>
West. Dist. (7 U.S.A.)		176,774	-	176,774
East. Dist. (3 U.S.A.)		530,778	-	530,778
<u>Total US Zone</u>	2 Aug.,	<u>707,552</u>	-	<u>707,552</u>
<u>Total French Zone</u>	24 July	<u>171,530</u>	-	<u>171,530</u>
1 Corps		429,355	-	429,355
8 Corps		155,102	-	155,102
30 Corps		449,344	-	449,344
<u>Total British Zone</u>	30 July	<u>1,033,801</u>	<u>196,280</u>	<u>1,230,081</u>
GRAND TOTALS		<u>1,912,883</u>	<u>196,280</u>	<u>2,109,163</u>

a. For breakdown by nationality in the British, French and American Zones, see Appendix.

b. As of 2 August there were 140,609 displaced persons in the 3 US Army occupied section of Czechoslovakia. These included 26 French, 6 Dutch, 31 Belgians, 15 Luxembourgers, 653 Soviets, 1,756 Poles, 1,180 Yugoslavs, 32 Greeks, 133 Italians, 5,005 Hungarians, 27 Bulgarians, 127,709 Germans, 3,393 Others, 56 Stateless and 537 Unknown.

IV. The Norwegian Situation

a. Repatriated from Norway as of 31 July are 92,973 Soviet citizens, 690 Dutch, 1,521 French, 390 Danish, 511 Belgians and 423 Czechs.

b. On hand in Norway as of 31 July are 2,634 RAMPs (1,597 Yugoslavs, 1,037 Poles). Of the displaced persons there were 150

R E S T R I C T E D

R E S T R I C T E D

Soviet citizens, 18,081 Poles, 13,562 Czechs, 995 Dutch, 2,026 French, 766 Balts, 331 Belgians, 1,186 Yugoslavs, and 38 Luxembourgers. Also on hand were approximately 326,000 surrendered German forces, 10 Bulgarians, 1,056 Danzigers, 339 Finns, 160 Hungarians, 1,152 Italians and 365 Rumanians.

V. The Danish Situation - For latest information, see Situation Report No. 29.

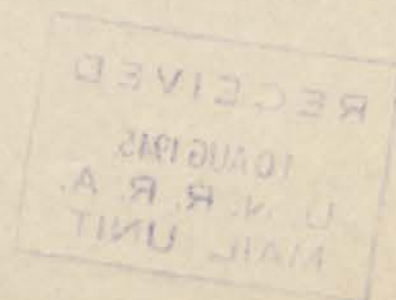
VI. The Austrian Situation - For latest information, see Situation Report No. 33.

VII. UNRRA. As of 31 July, 349 UNRRA teams numbering 2,828 persons and 36 Voluntary Agency teams had been deployed. 882 people were at Granville, and 5,850 persons had been recruited.

VIII. Allied Liaison Officers. The deployment of Allied Liaison Officers as of 30 July was 726 - 186 French, 88 Belgian, 61 Dutch, 23 Czechoslovak, 122 Polish, 4 Norwegian, 3 Luxembourg, 4 Greek, 3 Danish, 44 Yugoslav, 155 Russian, and 33 Italian.

A. H. Moffitt, Jr.
A. H. MOFFITT, JR.,
COLONEL, G. S. C.,
EXECUTIVE OFFICER.

R E S T R I C T E D



DISPLACED PERSONS ON HAND IN BRITISH - FRENCH - AMERICAN ZONES OF OCCUPATION

Nationality	British Zone (30 July)						French Zone	American Zone (2 August)			Grand Total
	1 Corps In Camps	8 Corps In Camps	30 Corps In Camps	Total In Camps	Total Outside	Zone Total	Zone Total (24 July)	Western District (7 US Army)	Eastern District (3 US Army)	Zone Total	
French	1,606	144	106	1,856	300	2,156	1,000	730	899	1,629	4,785
Dutch	138	258	276	672	200	872	500	190	654	844	2,216
Belgian & Luxembourg	402	125	207	734	200	934	500	72	446	518	1,952
Danish	1	391	10	402	-	402	-	26	36	62	464
Norwegian	1	97	12	110	-	110	-	13	83	96	206
Soviet	200,360	729	47,339	248,428	93,000	341,428	77,600	10,258	11,153	21,411	440,439
Estonian	415	4,932	253	5,600	100	5,700	1,500	1,990	6,257	8,247	15,447
Latvian	1,115	13,492	738	15,345	80	15,425	1,500	4,575	16,665	21,240	38,165
Lithuanian	1,026	10,405	1,433	12,864	100	12,964	1,700	4,489	13,070	17,559	32,223
Polish	119,071	90,102	265,617	474,790	56,000	530,790	59,000	125,950	175,402	301,392	891,182
Czechoslovak	128	38	958	1,124	100	1,224	1,350	276	2,291	2,567	5,141
Yugoslav	15,154	9,371	26,150	50,675	2,000	52,675	11,200	11,068	21,431	32,499	96,374
Greek	770	369	887	2,026	-	2,026	1,250	1,974	3,856	5,830	9,106
Italian	85,365	17,009	62,233	164,607	30,000	194,607	7,500	6,061	11,064	17,125	219,232
Hungarian	631	625	3,048	4,304	100	4,404	550	1,442	84,978	86,420	91,374
Rumanian	315	216	2,036	2,567	100	2,667	100	743	6,688	7,431	10,198
Bulgarian	25	28	3	56	-	56	50	50	383	433	539
Stateless	30	3,771	38	3,839	2,000	5,839	110	-	20,035	20,035	25,984
Others & Unclassified	2,802	3,000	38,000	43,802	12,000	55,802	6,120	6,827	155,387 a	162,214	224,136
TOTAL:	429,355	155,102	449,344	1,033,801	196,280	1,230,081	171,530	176,774	530,778	707,552	2,109,163

(a) Includes almost 128,000 Germans in Czechoslovakia.

R E S T R I C T E D

DP 268
Copy for Miss Wood ✓

COMBINED
DISPLACED PERSONS EXECUTIVE
c/o. G-5 Division, USFET

GE-CDPX 383.7 (2.212)

2nd August 1945

MEMORANDUM

TO : See Distribution

SITUATION REPORT NO. 33

I. Summary of Current Situation

	<u>Requiring Repatriation</u>	<u>Repatriated</u>
	2,174,000	4,166,000
TOTAL	/6,340,000/	

II. Current Situation by Nationality

<u>Nationality</u>	<u>Requiring Repatriation</u>	<u>Repatriated</u>
French	5,000	1,449,000 (25 July)
Dutch	3,000	261,000 (23 July)
Belgian and Luxembourg	2,000	286,000 (27 July)
Danish	-	5,000 (Est.)
Norwegian	-	6,000 (Est.)
Soviet	475,000	1,660,000 (30 July)
Estonian	15,000	-
Latvian	39,000	1,000 (30 July)
Lithuanian	30,000	-
Polish	900,000	45,000 (30 July)
Czechoslovak	5,000	100,000 (Est.)
Yugoslav	94,000	42,000 (30 July)
Greek	9,000	-
Italian	238,000	255,000 (30 July)
Hungarian	97,000	6,000 (30 July)
Rumanian	10,000	-
Bulgarian	1,000	-
Stateless	23,000	-
Others and Unclassified	228,000	50,000 (30 July)
TOTAL	2,174,000	4,166,000

a. Included in the French figure of 1,448,569 as of 25 July are 148,857 repatriated by air. In computing the French total, a 10% allowance for self-repatriates was added to the 1,316,881 reported by USFET Mission (France).

b. The Dutch repatriation figure of 261,000 (including 2,506 political prisoners) as of 25 July was reported by the Dutch Repatriation Ministry.

c. The Belgian-Luxembourg repatriation figure includes 272,000 Belgians and an estimated 14,000 Luxembourgers. The 271,693 Belgians include 246,992 repatriated from Germany, 10,249 from France, 4,624 from the Soviet Union, and 8,873 from the U.K. Of the 251,616 repatriated from Germany and the Soviet Union, 8,944 were political prisoners, 63,389 were prisoners of war, and 179,283 were Displaced Persons. Of the total number repatriated, 17,478 have been repatriated by air.

d. The 45,000 repatriated Poles are those transferred from the US Zone to the Russians for repatriation, or to France and Belgium for labor service.

e. The Czechoslovak repatriation estimate was made by the Czechoslovak Repatriation Ministry.

f. Included in the 228,000 others and unclassified requiring repatriation are some 130,000 Germans in the 3 US Army sector of Czechoslovakia. In the 50,000 repatriated figure are included a sizeable number of German self-repatriates from Czechoslovakia.

R E S T R I C T E D

g. British Zone authorities report 137,525 Western Europeans received from the Soviet Zone as of 27 July. American Zone authorities report the reception of 258,121 persons, including 21,614 Italians, 1,800 Czechs, 3,343 Yugoslavs, and 830 Poles, from the Soviet Zone as of 30 July.

III. Displaced Persons on Hand in Germany

<u>Military Unit and Zone</u>	<u>Date of Report</u>	<u>In Camps</u>	<u>Others Estimated</u>	<u>Total</u>
Western District (7 US Army)		192,001	-	192,001
Eastern District (3 US Army)		550,514	-	550,514
<u>Total US Zone</u>	<u>30 July</u>	<u>742,515</u>	-	<u>742,515</u>
<u>Total French Zone (1 FR Army)</u>	<u>24 July</u>	<u>171,530</u>	-	<u>171,530</u>
1 Corps		447,262	-	447,262
8 Corps		159,026	-	159,026
30 Corps		442,569	-	442,569
<u>Total British Zone</u>	<u>27 July</u>	<u>1,048,857</u>	<u>211,280</u>	<u>1,260,137</u>
<u>GRAND TOTALS</u>		<u>1,962,902</u>	<u>211,280</u>	<u>2,174,182</u>

a. For breakdown by nationality in the British, French and American Zones, see Table II. See footnote (a) for detailed nationality breakdown in the American Eastern District (3 US Army).

b. As of 30 July there were 143,150 displaced persons in the 3 US Army occupied section of Czechoslovakia. These included 29 French, 13 Dutch, 29 Belgians, 15 Luxembourgers, 599 Soviets, 1,397 Poles, 1,232 Yugoslavs, 34 Greeks, 380 Italians, 4,975 Hungarians, 29 Bulgarians, 130,268 Germans, 1,966 Austrians, 1,170 Rumanians, 113 Estonians, 99 Latvians, 16 Lithuanians, 6 other Balts, 223 persons who claim to be Ukrainians, 2 Spaniards, 1 American, 47 Stateless, and 507 Unknown.

IV. The Norwegian Situation - For latest information, see Situation Report No. 31.

V. The Danish Situation - For latest information, see Situation Report No. 29.

VI. The Austrian Situation. (a) Displaced persons on hand as of 26 July in the American Zone were as follows: 450 Westbound, 1,747 Soviets, 32,494 Poles, 41,823 Yugoslavs, 7,815 Czechs, 2,897 Greeks, 2,011 Balts, and 1,203 Italians. These figures do not include Prisoners of War or the 198,000 ex-enemy Displaced Persons in the area.

(b) In the British Zone the number of displaced persons in camps as of 21 July numbered 19,301 of whom 17,405 were United Nations Displaced Persons and 1,896 were ex-enemy Displaced Persons.

VII. UNRRA. As of 31 July, 349 UNRRA teams numbering 2,828 persons and 36 Voluntary Agency teams had been deployed. 882 people were at Granville, and 5,850 persons had been recruited.

VIII. Allied Liaison Officers. The deployment of Allied Liaison Officers as of 29 July was 724 - 184 French, 88 Belgian, 61 Dutch, 23 Czechoslovak, 122 Polish, 4 Norwegian, 3 Luxembourg, 4 Greek, 3 Danish, 44 Yugoslav, 155 Russian, and 33 Italian.

for *Mr. Harold S. Conrad*
A. H. MOFFITT, JR.,
COLONEL, G. S. C.,
EXECUTIVE OFFICER.

R E S T R I C T E D

TABLE I

UNIRA ASSEMBLY CENTER PERSONNEL DEPLOYED⁽¹⁾ AND AWAITING DEPLOYMENT,
31 JULY 1945, BY CATEGORY AND NATIONALITY

	U.S.	U.K.	French	Bel- gian	Dutch	Polish	Czech	Other	Total De- ployed	M. & T. Base	Total
Director & Area Director	8	23	12	23	5	0	2	3	76	18	94
Deputy Director	12	101	108	58	42	25	14	2	362	110	472
Principal Welfare Officer	35	27	33	16	5	2	3	1	122	25	147
Asst. & Deputy Welfare Officer	22	56	120	48	13	4	2	0	265	46	311
Medical Officer	5	20	164	40	5	19	10	12	275	70	345
Nurse (Chief, Senior & Asst.)	20	56	94	83	13	1	1	4	272	34	306
Supply Officer	7	26	99	50	26	4	4	4	220	108	328
Warehouse Officer	0	28	101	57	26	13	10	6	241	74	315
Messing Officer	3	41	127	35	15	5	7	4	237	44	281
Administrative Officers	15	32	7	2	0	1	3	1	61	48	109
Secretary	4	36	5	1	4	2	0	0	52	56	108
Clerk Typist	1	19	70	31	13	0	1	5	140	68	208
Cook	0	11	35	21	5	4	2	2	80	45	125
Driver	0	144	126	94	22	19	5	0	410	98	508
Specialist & Administrative	6	6	1	1	1	0	0	0	15	38	53
Total Deployed	138	626	1102	560	195	99	64	44 ⁽²⁾	2828	882	3710
Mobilization & Training Base	145	199	283	128	52	37	27	11	882		
TOTAL	283	825	1385	688	247	136	91	55	3710		

(1) Included are the following administrative personnel:

British Zone Headquarters 31
U.S. Zone Hqrs. & Staging Center 73

Excluded are the following:

Central Headquarters 76 Flying Squads 63
Other Military Formations 24 Resigned, Discharged, Deceased 109
Displaced Persons in Process of Appointment 34

(2) Nationalities as follows: 15 Luxembourgais, 5 Greek, 5 Norwegian, 3 Swiss; 2 each Danish, U.S.S.R., Yugoslav, Iranian; 1 each Cuban, Mexican, Peruvian, Egyptian; 4 stateless.

TABLE II

DISPLACED PERSONS ON HAND IN BRITISH - FRENCH - AMERICAN ZONES OF OCCUPATION.

Nationality	British Zone (27 July)						French	American Zone (30 July)			Grand Total
	1 Corps In Corps	8 Corps In Corps	30 Corps In Corps	Total In Corps	Total Outside	Zone Total	Zone Total (24 July)	Western District (7 US Army)	Eastern District (3 US Army)	Zone Total	
French	1,006	144	106	1,856	300	2,156	1,000	591	1,105	1,776	4,932
Dutch	138	258	276	672	200	872	500	441	727	1,168	2,540
Belgian & Luxembourg	402	125	207	734	200	934	500	66	588	654	2,088
Danish	1	391	10	402	-	402	-	16	80	96	498
Norwegian	1	97	12	110	-	110	-	35	40	75	185
Soviet	218,750	1,870	44,196	264,816	98,000	362,816	77,600	22,407	12,419	34,826	475,242
Estonian	415	4,932	253	5,600	100	5,700	1,500	1,405	6,383	7,788	14,988
Latvian	1,115	13,492	738	15,345	80	15,425	1,500	5,328	16,389	21,717	38,642
Lithuanian	1,026	10,405	1,433	12,864	100	12,964	1,700	4,095	11,531	15,626	30,290
Polish	105,876	89,418	264,951	460,245	71,000	531,245	59,000	124,555	135,150	309,705	899,950
Czechoslovak	128	38	958	1,124	100	1,224	1,350	366	2,501	2,867	5,441
Yugoslav	15,154	9,371	26,150	50,675	2,000	52,675	11,200	9,770	20,728	30,498	94,373
Greek	770	369	897	2,026	-	2,026	1,250	1,949	3,725	5,674	8,950
Italian	99,547	22,655	62,007	184,609	19,000	203,609	7,500	15,542	11,497	27,039	238,148
Hungarian	631	625	3,048	4,304	100	4,404	550	1,438	90,120	91,558	96,512
Rumanian	315	216	2,036	2,567	100	2,667	100	316	6,629	6,945	9,712
Bulgarian	25	28	3	56	-	56	50	41	368	409	515
Stateless	30	3,771	38	3,839	2,000	5,839	110	-	17,413	17,413	23,362
Others & Unclassified	532	821	35,260	37,013	18,000	55,013	6,120	3,640	163,041 ^c	166,681	227,814
TOTAL:	447,262	159,026	442,569	1,048,857	211,280	1,260,137	171,530	192,001	550,514	742,515	2,174,182

(c) This figure is made up of the following: Germans in Czechoslovakia 133,350, Austrians 5,710, Volksdeutsche 321, Serbs 527, Ukrainians 7,955, Finns 7, Swedes 3, Iranians 2, Swiss 41, Croats 18, Mexicans 11, Turks 40, Cubans 1, Egyptians 2, Spaniards 56, South Americans 25, U.S.A. 151, British 14, and Unknown 14,807.

Central Reports Branch: 7/8/45
Copy for attention of:

Miss Gibbons
Mr. SOH
Col. Charley.

INDEXED

RESTRICTED

DP24/x

COMBINED

DISPATCHED PERSONS EXECUTIVE
c/o G-5 Division, USFET

GE-CDEX 383.7 (2.212)

29 July 1945

MEMORANDUM

TO

See Distribution

RECEIVED

7 AUG 1945

UNRRA (REG.)

SITUATION REPORT NO. 32

I. Summary of Current Situation

	<u>Requiring Repatriation</u>	<u>Repatriated</u>
	2,157,000	4,109,000
TOTAL	/6,266,000/	

II. Current Situation by Nationality

<u>Nationality</u>	<u>Requiring Repatriation</u>	<u>Repatriated</u>
French	5,000	1,449,000 (25 July)
Dutch	3,000	261,000 (23 July)
Belgian and Luxembourg	2,000	279,000 (19 July)
Danish	-	5,000 (Est.)
Norwegian	-	6,000 (Est.)
Soviet	497,000	1,639,000 (27 July)
Estonian	13,000	-
Latvian	37,000	1,000 (27 July)
Lithuanian	28,000	-
Polish	880,000	40,000 (27 July)
Czechoslovak	6,000	100,000 (Est.)
Yugoslav	84,000	42,000 (27 July)
Greek	8,000	-
Italian	250,000	237,000 (27 July)
Hungarian	94,000	6,000 (27 July)
Rumanian	10,000	-
Bulgarian	1,000	-
Stateless	8,000	-
Others and Unclassified	223,000	44,000 (27 July)
TOTAL	2,157,000	4,109,000

a. Included in the French figure of 1,448,569 as of 25 July are 148,857 repatriated by air. In computing the French total, a 10% allowance for self-repatriates was added to the 1,516,881 reported by USFET Mission (France).

b. The Dutch repatriation figure of 261,000 (including 2,506 political prisoners) as of 25 July was reported by the Dutch Repatriation Ministry.

c. The Belgian-Luxembourg repatriation figure includes 268,000 Belgians and 11,000 Luxembourgers. For breakdown of the Belgian repatriation figure, see Situation Report No. 30.

d. The 40,000 repatriated Poles are those transferred from the US Zone to the Russians for repatriation, or to France and Belgium for labor service.

e. The Czechoslovak repatriation estimate was made by the Czechoslovak Repatriation Ministry.

f. The 4,000 Greeks reported repatriated in Situation Report No. 31 were reported through a cable error.

g. Included in the 223,000 others and unclassified requiring repatriation are some 130,000 Germans in the 3 US Army sector of Czechoslovakia. In the 44,000 repatriated figure are included a sizeable number of German self-repatriates from Czechoslovakia.

RESTRICTED

RESTRICTED

h. British Zone authorities and US Zone authorities respectively report 137,443 as of 24 July and 250,676 as of 27 July Western Europeans received from the Soviet Zone. The US Zone figure includes 16,634 Italians, 1,800 Poles, and 2,648 Yugoslavs received from the Soviets.

III. Displaced Persons on Hand in Germany

<u>Military Unit and Zone</u>	<u>Date of Report</u>	<u>In Camps</u>	<u>Others Estimated</u>	<u>Total</u>
Western District (7 US Army)		189,015	-	189,015
Eastern District (3 US Army)		539,182	-	539,182
<u>Total US Zone</u>	<u>27 July</u>	<u>728,197</u>	-	<u>728,197</u>
<u>Total French Zone (1 FR Army)</u>	<u>10 July</u>	<u>151,209</u>	-	<u>151,209</u>
I Corps		468,737	-	468,737
8 Corps		170,367	-	170,367
30 Corps		444,310	-	444,310
<u>Total British Zone</u>	<u>24 July</u>	<u>1,083,414</u>	<u>194,480</u>	<u>1,277,894</u>
<u>GRAND TOTALS</u>		<u>1,962,840</u>	<u>194,480</u>	<u>2,157,320</u>

a. For breakdown by nationality in the British, French and American Zones, see Appendix I.

b. The French Zone figure includes the 30,957 Displaced Persons reported in the 15 US Army Area on 9 July. The total Zone figure is unreliable.

c. As of 20 July there were 156,083 displaced persons in the 3 US Army occupied section of Czechoslovakia. For breakdown, see Situation Report No. 30.

IV. The Norwegian Situation - For latest information, see Situation Report No. 31.

V. The Danish Situation - For latest information, see Situation Report No. 29.

VI. The Austrian Situation. Displaced persons on hand as of 26 July in the section of Austria occupied by American Forces were as follows: 450 Westbound, 1,747 Soviets, 32,494 Poles, 41,823 Yugoslavs, 7,815 Czechs, 2,897 Greeks, 2,011 Balts, and 1,203 Italians. These figures do not include Prisoners of War or the 198,000 ex-enemy Displaced Persons in the area.

VII. UNRRA. As of 29 July, 349 UNRRA teams and 36 Voluntary Agency teams had been deployed. 911 people were at Granville on 24 July and 5,550 persons had been recruited.

VIII. Allied Liaison Officers. The deployment of Allied Liaison Officers as of 29 July was 724 - 164 French, 88 Belgian, 61 Dutch, 23 Czechoslovak, 122 Polish, 4 Norwegian, 3 Luxembourg, 4 Greek, 3 Danish, 44 Yugoslav, 155 Russian, and 33 Italian.

h. luacck no 11. S. C. m. d.
for A. H. MOFFITT, JR.,
COLONEL, G. S. C.,
EXECUTIVE OFFICER.

RESTRICTED

DISPLACED PERSONS ON HAND IN BRITISH - FRENCH - AMERICAN ZONES OF OCCUPATION.

	British Zone (24 July)						French Zone	American Zone (7 July)			
Nationality	1 Corps In Camps	8 Corps In Camps	30 Corps In Camps	Total In Camps	Total Outside	Zone Total	Total (10 July)	Western District (7 US Army)	Eastern District (3 US Army)	Zone Total	Grand Total
French	1,606	234	106	1,946	300	2,246	1,292	594	1,073	1,667	5,205
Dutch	138	293	276	707	300	1,007	259	323	1,007	1,330	2,596
Belgian & Luxembourg	402	120	207	729	200	929	660	195	557	752	2,341
Danish	1	117	110	228	-	228	1	16	56	72	301
Norwegian	1	117	112	230	-	230	-	37	119	156	386
Soviet	235,698	545	47,469	283,712	98,000	381,712	76,674	24,535	14,073	38,608	496,994
Estonian	115	4,936	253	5,304	100	5,754	351	1,362	5,973	7,335	13,440
Latvian	1,167	15,467	753	17,387	80	17,467	243	5,210	14,144	19,352	37,057
Lithuanian	777	9,185	1,433	11,395	200	11,595	608	3,052	12,226	16,078	28,281
Polish	105,876	94,519	264,799	465,194	60,000	525,194	44,989	123,959	178,525	302,284	880,067
Czechoslovak	1,390	-	1,134	2,524	100	2,624	737	269	2,156	2,425	5,786
Yugoslav	16,411	9,331	25,994	51,736	2,000	53,736	5,502	9,650	15,140	24,790	83,828
Greek	770	375	689	2,034	-	2,034	843	1,933	3,666	5,599	8,476
Italian	99,947	29,947	63,317	193,211	19,000	212,211	13,708	13,311	18,729	32,040	257,959
Hungarian	631	675	3,053	4,359	100	4,459	164	1,433	88,333	89,766	94,395
Rumanian	315	301	2,164	2,780	100	2,880	293	316	6,670	7,186	10,359
Bulgarian	25	7	3	35	-	35	208	45	269	314	577
Stateless	30	257	3	290	-	290	217	-	7,101	7,101	7,608
Others & Unclassified	3,337	3,911	32,644	39,892	6,000	45,892	4,440	1,967	169,365 ^b	171,332	221,664
TOTAL:	468,737	170,387	444,310	1,083,434	194,480	1,277,914	151,209 ^a	189,015	539,182	728,197	2,157,320

(a) The figure for the French Zone includes the 30,957 Displaced Persons reported in the 15 U.S. Army Area on 9th July. The total Zone figure is thought to be unreliable.

(b) Includes approximately 130,000 Germans in Czechoslovakia.

Central Reports Branch:

RESTRICTED

3/8/45
Copies To: Miss Gibbons
Mr. Scott
Col. Charney
Miss Wood

COMBINED
DISPLACED PERSONS EXECUTIVE
c/o G-5 Division, USFET

GE-CDPX 385.7 (2.212)

26 July 1945

MEMORANDUM

TO: See Distribution

SITUATION REPORT NO. 31

RECEIVED

I. Summary of Current Situation

	Requiring Repatriation	Repatriated
TOTAL	2,203,000	4,050,000
	/6,253,000/	

UNRRA (REGY.)

II. Current Situation by Nationality

Nationality	Requiring Repatriation	Repatriated
French	5,000	1,449,000 (25 July)
Dutch	3,000	261,000 (23 July)
Belgian and Luxembourg	2,000	279,000 (19 July)
Danish	-	5,000 (Est.)
Norwegian	-	6,000 (Est.)
Soviet	522,000	1,622,000 (24 July)
Estonian	17,000	-
Latvian	33,000	1,000 (24 July)
Lithuanian	21,000	-
Polish	384,000	36,000 (24 July)
Czechoslovak	5,000	87,000 (Est.)
Yugoslav	88,000	39,000 (24 July)
Greek	8,000	4,000 (24 July)
Italian	263,000	213,000 (24 July)
Hungarian	91,000	6,000 (24 July)
Rumanian	10,000	-
Bulgarian	1,000	-
Stateless	14,000	-
Others and Unclassified	233,000	37,000 (24 July)
TOTAL	2,203,000	4,050,000

a. Included in the French figure of 1,448,569 as of 25 July are 148,857 repatriated by air. In computing the French total, a 10% allowance for self-repatriates was added to the 1,316,881 reported by USFET Mission (France).

b. The Dutch repatriation figure of 261,000 (including 2,506 political prisoners) as of 25 July was reported by the Dutch Repatriation Ministry.

c. For breakdown of the Belgian repatriation figure, see Situation Report No. 30.

d. The 36,000 repatriated Poles are those transferred from the US Zone to the Russians for repatriation, or to France and Belgium for labor service.

e. The Czechoslovak repatriation estimate was made by the Czechoslovak Repatriation Ministry.

f. Included in the 233,000 others and unclassified requiring repatriation are some 138,000 Germans in the 3 US Army sector of Czechoslovakia. In the 37,000 repatriated figure are included a sizeable number of German self-repatriates from Czechoslovakia.

R E S T R I C T E D

g. British Zone authorities and US Zone authorities respectively report 133,357 as of 21 July and 250,095 as of 24 July Western Europeans received from the Soviet Zone. The US Zone figure includes 16,600 Italians, 1,800 Poles, and 2,000 Yugoslavs received from the Soviets.

III. Displaced Persons on Hand In Germany

<u>Military Unit and Zone</u>	<u>Date of Report</u>	<u>In Camps</u>	<u>Others Estimated</u>	<u>Total</u>
Western District (7 US Army)		193,996	-	193,996
Eastern District (3 US Army)		567,122	-	567,122
<u>Total US Zone</u>	<u>24 July</u>	<u>761,118</u>	<u>-</u>	<u>761,118</u>
<u>Total French Zone (1 FR Army)</u>	<u>10 July</u>	<u>151,209</u>	<u>-</u>	<u>151,209</u>
1 Corps		478,156	-	478,156
8 Corps		169,601	-	169,601
30 Corps		458,111	-	458,111
<u>Total British Zone</u>	<u>21 July</u>	<u>1,105,868</u>	<u>184,630</u>	<u>1,290,498</u>
<u>GRAND TOTALS</u>		<u>2,018,195</u>	<u>184,630</u>	<u>2,202,825</u>

a. For breakdown by nationality in the British, French and American Zones, see Appendix I. See particularly note (a).

b. As of 20 July there were 156,083 displaced persons in the American occupied section of Czechoslovakia. For breakdown, see Situation Report No. 30.

IV. The Norwegian Situation

a. Repatriated from Norway as of 24 July are 90,415 Soviet citizens, 439 Dutch, 1,499 French, 590 Danish, 511 Belgians, and 404 Czechs.

b. On hand in Norway as of 24 July are 2,634 RAMPs (1,597 Yugoslavs, 1,037 Poles). Of the displaced persons 16,629 were Poles 756 Russians, 8,336 Czechs (including Sudeten Germans), 1,300 Dutch 1,361 French, 1,129 Balts, 275 Belgians, 788 Yugoslavs, 38 Luxembourg, and 496 other allied nationals. Also on hand were 326,00 surrendered German forces, 11 Bulgarians, 815 Danzigers, 283 Finns, 163 Hungarians, 338 Italians, and 222 Rumanians.

V. The Danish Situation - For latest information, see Situation Report No. 29.

VI. UNRRA. As of 26 July, 342 UNRRA teams and 21 Voluntary Agency teams had been deployed. 1,016 people were at Granville on 20 July and 5,550 persons had been recruited.

VII. Allied Liaison Officers. The deployment of Allied Liaison Officers as of 23 July was 734 - 185 French, 91 Belgian, 54 Dutch, 31 Czechoslovak, 122 Polish, 4 Norwegian, 3 Luxembourg, 4 Greek, 3 Danish, 44 Yugoslav, 160 Russian, and 33 Italian.

A. H. Moffitt
A. H. MOFFITT, JR.,
COLONEL, U. S. A.,
EXECUTIVE OFFICER.

R E S T R I C T E D

DISPLACED PERSONS ON HAND IN BRITISH - FRENCH - AMERICAN ZONES OF OCCUPATION.

Nationality	British Zone (21 July)						French	American Zone (24 July)			Grand Total
	1 Corps In Camps	8 Corps In Camps	30 Corps In Camps	Total In Camps	Total Outside	Zone Total	Zone Total (10 July)	Western District (7 US Army)	Eastern District (3 US Army)	Zone Total	
French	1,606	138	106	1,850	300	2,150	1,292	567	1,020	1,587	5,029
Dutch	138	235	276	649	350	999	259	323	1,031	1,354	2,612
Belgian & Luxembourg	402	80	207	689	200	889	660	195	434	629	2,178
Danish	1	118	10	129	-	129	1	18	34	52	182
Norwegian	1	117	12	130	-	130	-	-	9	9	139
Soviet	247,909	4,638	56,735	309,282	94,000	403,282	76,674	25,600	16,457	42,057	522,013
Estonian	415	4,986	253	5,654	100	5,754	351	1,120	10,058	11,178	17,283
Latvian	1,167	15,467	738	17,372	80	17,452	243	5,262	9,629	14,891	32,586
Lithuanian	777	9,185	1,433	11,395	100	11,495	608	3,296	5,854	9,150	21,253
Polish	105,879	92,402	269,600	467,881	58,000	525,881	44,989	126,408	187,090	313,498	884,368
Czechoslovak	1,390	-	1,390	2,780	100	2,880	737	137	1,536	1,673	5,290
Yugoslav	16,211	8,612	22,500	47,323	200	47,523	5,502	9,901	25,192	35,093	88,118
Greek	770	375	920	2,065	-	2,065	843	1,836	3,682	5,518	8,426
Italian	99,947	31,336	71,600	202,883	12,000	214,883	13,708	15,063	22,387	37,450	266,041
Hungarian	631	675	2,730	4,036	100	4,136	164	1,142	85,517	86,659	90,959
Rumanian	315	301	1,811	2,427	100	2,527	293	230	6,658	6,888	9,708
Bulgarian	25	7	3	35	-	35	228	18	351	369	632
Stateless	30	257	3	290	3,000	3,290	217	-	10,207	10,207	13,714
Others & Unclassified	542	672	27,784	28,998	16,000	44,998	4,440	2,880	179,976 ^b	182,856	232,294
TOTAL:-	478,156	169,601	458,111	1,105,868	184,630	1,290,498	151,209 ^c	193,996	567,122	761,118	2,202,825

(a) The figure for the French Zone includes the 30,957 Displaced Persons reported in the 15 U.S. Army Area on 9th July. The total Zone figure is thought to be unreliable, and is probably well under 75,000.

(b) Includes approximately 138,000 Germans in Czechoslovakia.

DP Branch, U. S.
Base, G-5
Divisions.
DP24/x

R E S T R I C T E D
COMBINED
DISPLACED PERSONS EXECUTIVE
C/o G-5 Division, USFMT

GE-CDPX.383.7 (2.31)

27 July 1945

Estimate No. 3

SUBJECT: Revised Estimates of the Numbers of Displaced Persons, by Nationality and by Area of Responsibility, for the Period 18 July 1945 to 1 January 1946.

TO : The Executive, Combined Displaced Persons Executive.

1. Herewith are seven tables which provide revised estimates of the numbers of displaced persons, by nationality and by area of responsibility, for the period 18 July 1945 to 1 January 1946. These tables have the following titles:

<u>TABLE I</u>	Summary Estimates - Displaced Persons in Germany, Zone of UKFA, and Other Countries of Western Europe.
<u>TABLE II</u>	Summary Estimates - Displaced Persons in Germany, by Nationality and Zone
<u>TABLE IIIA</u>	Displaced Persons in the US Zone of Germany - by Nationality
<u>TABLE III</u>	Displaced Persons in the Eastern District of the US Zone of Germany - by Nationality
<u>TABLE IV</u>	Displaced Persons in the Western District of the US Zone of Germany - by Nationality
<u>TABLE V</u>	Displaced Persons in the British Zone of Germany - by Nationality
<u>TABLE VI</u>	Displaced Persons in the French Zone of Germany - by Nationality
<u>TABLE VII</u>	Displaced Persons in the Zone of the US Forces in Austria - by Nationality

2. Method. These estimates, which are considered to be conservative, are based on rates of repatriation assumed after consultation with Repatriation Section. The summary figures in Tables I and II are based on a separate analysis of each zone (in the case of the US Zone, separate analyses were made for the Western and Eastern Military Districts). Estimates for the French Zone of Germany, and for the Zone of the US Forces in Austria, are admittedly based on inadequate data representing the best information on hand for those areas. No figures are given for the French and the British Zones in Austria, or for Italy and Switzerland, since the numbers involved are small and movements from these areas affect CDPX only to a minor degree. No estimates are submitted for the numbers of displaced persons still in the Soviet Zone; however, it is believed that few remain.

3. Basic Assumptions.

a. Virtually all Western Europeans, Soviet Citizens, Czechs and Italians will have been repatriated or evacuated from Germany by 1 October. The anticipated few remaining are included in the "Stateless" and "Miscellaneous" categories.

b. It is estimated that a residual of 10,000 Yugoslavs and 1,000 Greeks will remain a CDPX responsibility.

c. It is assumed that approximately 15% of the Poles will be repatriated or employed as labor outside of Germany by 1 November. No repatriation movement of Poles is assumed during the winter months.

d. It is assumed that only 10% of the Balts will be repatriated by 1 November 1945.

e. Ex-enemy displaced persons are included in the figures, since they still remain a military supply-and-movement responsibility.

f. The figure for "Stateless" increases gradually as this group of people becomes identified. This category includes persons persecuted by the Nazis because of race, religion, or political beliefs; they will be accorded the status of United Nations Displaced Persons, even though they are not accommodated in assembly centers.

g. The "Miscellaneous and Unclassified" category is intended to include smaller nationality groups, as well as displaced persons whose nationality has not been definitely determined.

h. These estimates supersede those prepared on 13 May 1945 and 13 June 1945 (both reference SHAEF/G-5/DE/2913/1).

M. J. Proudfoot
M. J. PROUDFOOT,
Lt. Colonel, A.U.S.,
Chief, Operational Analysis Section.

TABLE I

RESTRICTED

Summary Estimates - Displaced Persons in Germany, Zone of USFA, and in Other Countries
of Western Europe. ^{a/}

	21 July	1 August	1 September	1 October	1 November	1 December	1 January
<u>TOTAL GERMANY</u>	<u>2,280,000</u>	<u>2,054,000</u>	<u>1,342,000</u>	<u>991,000</u>	<u>905,000</u>	<u>905,000</u>	<u>905,000</u>
US Zone	814,000	749,000	469,000	393,000	348,000	348,000	348,000
BR Zone	1,313,000	1,182,000	815,000	549,000	509,000	509,000	509,000
FR Zone	153,000	123,000	58,000	49,000	48,000	48,000	48,000
<u>USFA</u>	300,000	296,000	241,000	185,000	131,000	131,000	131,000
<u>FRANCE</u>	65,000	50,000	30,000	15,000	15,000	15,000	15,000
<u>BELGIUM</u>	9,000	7,000	6,000	5,000	5,000	5,000	5,000
<u>NORWAY</u>	35,000	25,000	20,000	20,000	20,000	20,000	20,000
<u>DENMARK</u>	225,000 ^{b/}	215,000	215,000	215,000	215,000	215,000	215,000

^{a/} For notes on Germany and USFA, see Tables III - VII

^{b/} Repatriation of 200,000 Germans not anticipated this year

TABLE II

RESTRICTED

Summary Estimates - Displaced Persons In Germany - by Nationality and by Zone

	21 July	1 August	1 September	1 October	1 November	1 December	1 January
	By Nationality						
Western Europeans	10,000	5,000	3,000	-	-	-	-
Soviets	549,000	428,000	157,000	5,000	-	-	-
Yugoslavs	96,000	70,000	16,000	10,000	10,000	10,000	10,000
Czechoslovaks	7,000	-	-	-	-	-	-
Italians	285,000	233,000	82,000	5,000	-	-	-
Greeks	11,000	10,000	3,000	1,000	1,000	1,000	1,000
Poles	891,000	891,000	843,000	795,000	750,000	750,000	750,000
Balts	69,000	67,000	62,000	56,000	56,000	56,000	56,000
Ex-enemy	240,000	240,000	75,000	41,000	11,000	11,000	11,000
Stateless	11,000	15,000	29,000	50,000	50,000	50,000	50,000
Miscellaneous and Unclassified	111,000	95,000	72,000	28,000	27,000	27,000	27,000
<u>TOTAL</u>	2,280,000	2,054,000	1,342,000	991,000	905,000	905,000	905,000
	By Zone						
US Zone	814,000	749,000	469,000	393,000	348,000	348,000	348,000
BR Zone	1,313,000	1,182,000	815,000	549,000	509,000	509,000	509,000
FR Zone	153,000	123,000	58,000	49,000	48,000	48,000	48,000
<u>TOTAL</u>	2,280,000	2,054,000	1,342,000	991,000	905,000	905,000	905,000

TABLE IIA

RESTRICTEDDisplaced Persons In The US Zone of Germany - By Nationality

	16 July	1 August	1 September	1 October	1 November	1 December	1 January
Western Europeans	4,000	2,000	2,000	-	-	-	-
Soviets	52,000	38,000	2,000	-	-	-	-
Yugoslavs	40,000	27,000	5,000	4,000	4,000	4,000	4,000
Czechoslovaks	1,000	-	-	-	-	-	-
Italians	54,000	28,000	2,000	-	-	-	-
Greeks	8,000	7,000	2,000	1,000	1,000	1,000	1,000
Poles	321,000	321,000	300,000	280,000	265,000	265,000	265,000
Balts	40,000	39,000	36,000	32,000	32,000	32,000	32,000
Ex-enemy	232,000	232,000	71,000 ^{a/}	40,000	10,000	10,000	10,000
Stateless	8,000	10,000	16,000	25,000	25,000	25,000	25,000
Miscellaneous and Unclassified	54,000	45,000	33,000	11,000	11,000	11,000	11,000
TOTAL	814,000	749,000	469,000	393,000	348,000	348,000	348,000

^{a/} Figure excludes 160,000 Germans and others who it is assumed will be left in Czechoslovakia.

TABLE III

RESTRICTED

Displaced Persons in the Eastern District of the US Zone of Germany - By Nationality

	18 July	1 August	1 September	1 October	1 November	1 December	1 January
Western Europeans	2,000	1,000	1,000	-	-	-	-
Soviets	14,000	10,000	1,000	-	-	-	-
Yugoslavs	31,000	20,000	4,000	3,000	3,000	3,000	3,000
Czechoslovaks	1,000	-	-	-	-	-	-
Italians	33,000	13,000	1,000	-	-	-	-
Greeks	5,000	4,000	1,000	1,000	1,000	1,000	1,000
Poles	186,000	186,000	175,000	165,000	160,000	160,000	160,000
Balts	26,000	25,000	23,000	21,000	21,000	21,000	21,000
Ex-enemy	230,000	230,000	70,000 ^{a/}	40,000	10,000	10,000	10,000
Stateless	8,000	10,000	15,000	20,000	20,000	20,000	20,000
Miscellaneous and Unclassified	48,000	40,000	30,000	10,000	10,000	10,000	10,000
<u>TOTAL</u>	584,000	539,000	321,000	260,000	225,000	225,000	225,000

^{a/} Figure excludes 160,000 Germans and others who it is assumed will be left in Czechoslovakia.

TABLE IV

RESTRICTED

Displaced Persons in the Western District of the US Zone of Germany - By Nationality.

	18 July	1 August	1 September	1 October	1 November	1 December	1 January
Western Europeans	2,000	1,000	1,000	-	-	-	-
Soviets	38,000	28,000	1,000	-	-	-	-
Yugoslavs	9,000	7,000	1,000	1,000	1,000	1,000	1,000
Czechoslovaks	-	-	-	-	-	-	-
Italians	21,000	15,000	1,000	-	-	-	-
Greeks	3,000	3,000	1,000	-	-	-	-
Poles	135,000	135,000	125,000	115,000	105,000	105,000	105,000
Balts	14,000	14,000	13,000	11,000	11,000	11,000	11,000
Mix-enery	2,000	2,000	1,000	-	-	-	-
Stateless	-	-	1,000	5,000	5,000	5,000	5,000
Miscellaneous and Unclassified	6,000 *	5,000	3,000	1,000	1,000	1,000	1,000
<u>TOTAL</u>	230,000	210,000	148,000	133,000	123,000	123,000	123,000

TABLE V

RESTRICTEDDisplaced Persons in the British Zone of Germany - By Nationality

	18 July	1 August	1 September	1 October	1 November	1 December	1 January
Western Europeans	4,000	2,000	1,000	-	-	-	-
Soviets	420,000	330,000	150,000	5,000	-	-	-
Yugoslavs	50,000	40,000	10,000	5,000	5,000	5,000	5,000
Czechoslovaks	5,000	-	-	-	-	-	-
Italians	217,000	200,000	80,000	5,000	-	-	-
Greeks	2,000	2,000	1,000	-	-	-	-
Poles	525,000	525,000	500,000	475,000	445,000	445,000	445,000
Balts	28,000	27,000	25,000	23,000	23,000	23,000	23,000
Ex-enemy	7,000	7,000	3,000	1,000	1,000	1,000	1,000
Stateless	3,000	4,000	10,000	20,000	20,000	20,000	20,000
Miscellaneous and Unclassified	52,000	45,000	35,000	15,000	15,000	15,000	15,000
<u>TOTAL</u>	1,313,000	1,182,000	815,000	549,000	509,000	509,000	509,000

TABLE VI

RESTRICTED

Displaced Persons in the French Zone of Germany - By Nationality

	18 July	1 August	1 September	1 October	1 November	1 December	1 January
Western Europeans	2,000	1,000	-	-	-	-	-
Soviets	77,000	60,000	5,000	-	-	-	-
Yugoslavs	6,000	3,000	1,000	1,000	1,000	1,000	1,000
Czechoslovaks	1,000	-	-	-	-	-	-
Italians	14,000	5,000	-	-	-	-	-
Greeks	1,000	1,000	-	-	-	-	-
Poles	45,000	45,000	43,000	40,000	40,000	40,000	40,000
Polts	1,000	1,000	1,000	1,000	1,000	1,000	1,000
Ex-enemy	1,000	1,000	1,000	-	-	-	-
Stateless	-	1,000	3,000	5,000	5,000	5,000	5,000
Miscellaneous and Unclassified	5,000	5,000	4,000	2,000	1,000	1,000	1,000
<u>TOTAL</u>	153,000 ^{1/}	123,000	58,000	49,000	48,000	48,000	48,000

^{1/} Figures based on 10 July report - not considered reliable.

TABLE VII

RESTRICTEDDisplaced Persons in the Zone of the US Forces in Austria - By Nationality

	15 July	1 August	1 September	1 October	1 November	1 December	1 January
Poles	43,000	43,000	40,000	35,000	35,000	35,000	35,000
Hungarians	90,000	85,000	65,000	45,000	25,000	25,000	25,000
Germans	125,000	125,000	100,000	75,000	50,000	50,000	50,000
Russians	18,000	18,000	14,000	10,000	6,000	6,000	6,000
Stateless	4,000	5,000	7,000	10,000	10,000	10,000	10,000
Miscellaneous and Unclassified	20,000	20,000	15,000	10,000	5,000	5,000	5,000
TOTAL	300,000 ^{1/}	296,000	241,000	185,000	131,000	131,000	131,000

^{1/} Figures not firm - based on estimates of number turned over to
USFA by 3 US Army on 5 July, 1945.

UNRRA
CENTRAL HEADQUARTERS FOR GERMANY
PO 757 or BAOR

HQ.031.1

6 September 1946

BI-WEEKLY SITUATION REPORT NO. 30.

NOTE: This report, published every other Friday, presents consolidated figures showing the present situation in regard to Displaced Persons in Germany. It is prepared at Central Headquarters UNRRA from reports received from Headquarters Armies of Occupation and UNRRA Zone Headquarters.

I. SUMMARY OF CURRENT SITUATION BY NATIONALITY.

A. DISPLACED PERSONS IN ASSEMBLY CENTERS IN BRITISH, FRENCH AND U.S. ZONES OF OCCUPATION, GERMANY.

NATIONALITY:	On Hand in Military & UNRRA Centers	Repatriation since Sit. Rep. No. 29 (16/30 August '46)	Total Repatriation to date
French	823	9	1,556,015
Dutch	2,117	51	306,844
Belgian & Lux.	532	127	309,634
Russian	9,684	708	2,042,257
Estonian	31,085	9	476
Latvian	94,707	-	1,349
Lithuanian	57,723	-	241
Polish	360,656	11,859	601,426
Czechoslovak	1,093	295	139,668
Yugoslav	23,428	256	208,013
Italian	555	180	592,907
Hungarian	6,242	-	112,641
Rumanian	4,330	-	10,309
Austrian	265	1,154	16,239+
U. S. A.	1,440	336	1,326
Jewish	101,750	-	-
Others & Uncl.	69,878	234	69,766+
GRAND TOTAL:	766,308	15,218	5,969,111

+ Austrian total extracted from "Others and Unclassified".

B. EMIGRATION AND RESETTLEMENT.

	Emigrants to U.S.A.	Jews to Palestine
During May 1946	1,524	660
June	1,205	-
July	917	-
August	557	-
GRAND TOTAL:	4,203	660

II. POLISH REPATRIATION

	French Zone	U.S. Zone	British Zone	TOTAL
Prior to 1 January 1946	14,933	196,564	155,845	367,342
During: January 1946	443	1,562	7,806	9,811
February	-	3,625	12,951	16,576
March	3,064	4,953	27,349	35,366
April	6,107	11,385	39,724	57,216
May	8,679	8,494	17,610	34,783
June	2,859	8,589	10,603	22,051
July	772	15,191	18,808	34,771
August	659	11,418	11,433	23,510
<u>GRAND TOTAL:</u>	37,516	261,781	302,129	601,426

1 Hamburger

per MYER COHEN,
Acting-Chief of Operations Germany.

DISPLACED PERSONS ON HAND IN ASSEMBLY CENTERS : BRITISH, FRENCH AND AMERICAN ZONES : GERMANY.

NATIONALITY:	BRITISH ZONE (1)						FRENCH ZONE (2)	U. S. ZONE (2)					GRAND TOTAL
	N. Rhine	West- phalia	Schleswig Holstein	Hansestadt Hamburg	Hannover	TOTAL		District No. 1	District No. 2	District No. 3	District No. 5	TOTAL	
French	10	7	1	7	115	140	418	6	115	5	139	265	823
Dutch	69	1,159	5	4	496	1,733	288	8	35	5	48	96	2,117
Belgian & Lux.	43	18	5	6	233	305	91	8	114	-	14	136	532
Russian	12	7	48	-	254	321	67	275	2,875	2,510	3,636	9,296	9,684
Estonian	183	2,993	4,855	440	5,199	13,670	798	5,038	2,899	3,262	5,418	16,617	31,085
Latvian	122	4,393	20,560	920	20,085	46,080	2,332	9,166	11,225	15,043	10,861	46,295	94,707
Lithuanian	105	3,629	8,532	555	11,865	24,686	2,500	3,161	10,990	6,927	9,459	30,537	57,723
Polish	17,398	39,840	32,428	176	89,086	178,928	22,471	35,836	46,258	44,860	32,303	159,257	360,656
Czechoslovak	2	3	8	5	330	348	339	79	52	140	135	406	1,093
Yugoslav	165	4,290	3,008	124	7,691	15,278	993	1,136	1,289	1,442	3,290	7,157	23,428
Italian	8	15	-	-	76	99	299	11	7	6	133	157	555
Hungarian	4	782	17	5	4,493	5,301	710	30	24	29	148	231	6,242
Rumanian	4	423	3	3	2,401	2,834	319	68	5	26	1,078	1,177	4,330
Austrian	-	5	3	4	55	67	140	9	37	2	10	58	265
U.S.A.	98	28	2	38	133	299	128	81	665	59	208	1,013	1,440
Jewish(3)	29	373	554	211	12,111	13,278	1,710	7,898	23,178	21,416	34,570	86,762	101,750
Others&Uncl.(4)	687	1,461	313	3,293	19,601	25,355	3,399	3,246	4,359	6,520	26,999	41,124	69,878
TOTAL: UNRRA & Military	18,939	59,426	70,342	5,791	174,224	328,722	37,002	66,056	104,127	101,952	128,449	400,584	766,308
TOTAL: In UNRRA Camps	15,310	40,511	55,752	5,791	152,306	269,670	37,002	66,056	104,127	101,952	128,449	400,584	707,256

(1) Information covers all DPs in Military as well as UNRRA-operated centers. Totals in UNRRA centers are shown separately.

(3) Jews in communities: No further report received since Situation Report No: 29.

(2) Includes only those in UNRRA centers.

(4) See Appendix II for breakdown by nationality.

Note: British Zone figures are as at 15 August, U.S. Zone figures are dated 24 August, French Zone, 31 July 1946.

BREAKDOWN OF "OTHERS AND UNCLASSIFIED" IN APPENDIX I.

NATIONALITY:	BRITISH ZONE	FRENCH ZONE	U.S. ZONE	TOTAL
Abyssinian	2	-	-	2
Afghan	1	-	11	12
Albanian	1	6	1	8
Arabian	3	-	7	10
Argentinian	83	18	61	162
Australian	7	-	10	17
Bolivian	8	-	16	24
Brazilian	151	61	226	438
Bulgarian	98	16	43	157
Canadian	17	-	20	37
Chilean	40	3	99	142
Chinese	61	2	123	186
Colombian	10	15	18	43
Costa Rican	-	3	34	37
Cuban	4	-	4	8
Danish	51	7	10	68
Dominican	-	-	2	2
Ecuadorian	6	-	8	14
Egyptian	1	-	19	20
Filipino	-	-	1	1
Finnish	123	14	13	150
Greek	76	157	166	399
Guatemalan	31	8	176	215
Haitian	1	-	-	1
Honduran	5	-	15	20
Icelander	6	-	-	6
Indian	12	2	-	14
Iranian	19	32	261	312
Iraqi	-	-	9	9
Lebanese	-	-	4	4
Libyan	-	-	8	8
Mexican	35	4	59	98
Mongolian	-	-	5	5
Nicaraguan	-	-	26	26
Norwegian	22	4	20	46
Palestinian	-	30	-	30
Panamanian	-	-	15	15
Paraguayan	6	-	15	21
Peruvian	42	7	5	54
Portuguese	2	1	6	9
Salvadorian	1	-	12	13
Siamese	-	-	-	-
South African	48	-	2	50
Spanish	234	95	440	769
Swedish	5	-	5	10
Swiss	127	2	63	192
Syrian	1	4	23	28
Turkish	38	16	2,576	2,630
U. K.	196	43	65	304
Uruguayan	7	-	30	37
Venezuelan	1	1	13	15
Undetermined	23,773	2,848	36,379 ⁺	63,000
GRAND TOTAL:	25,355	3,399	41,124	69,878

+ Includes 19,074 "Ukrainians" whose nationality is not yet established, and 12,991 so-called "Stateless".

D 24/7
RESTRICTED

Central Records Branch: 3.8.45
Copies to: Miss Giddens
Col. Manning
Mr. Scott

COMBINED
DISPLACED PERSONS EXECUTIVE
c/o G-5 Division, USFET

DNRRA 6130.1
11A Portland Place
London W1.
The York Base

GE-CDFX 383.7 (2.212)

(Miss M. Giddens)

MEMORANDUM

TO : See Distribution

23 July 1945
RECEIVED

1161945

SITUATION REPORT NO. 30.

U.N.R.R.A. (REGY.)

I. Summary of Current Situation

	Requiring Repatriation	Repatriated
Allied, Italians, Unclassified	2,034,000	5,922,000
Other Ex-Enemy	238,000	16,000
	<u>2,272,000</u>	<u>3,938,000</u>
TOTAL		<u>/6,210,000/</u>

II. Current Situation by Nationality.

Nationality	Requiring Repatriation	Repatriated
Belgians	2,000	268,000 (19 July)
Czechoslovaks	7,000	87,000 (Est.)
Danes	-	5,000 (Est.)
Dutch	2,000	230,000 (14 July)
French	5,000	1,435,000 (22 July)
Greeks	10,000	-
Luxembourgers	-	11,000 (Est.)
Norwegians	-	6,000 (Est.)
Poles	891,000	29,000 (18 July)
Russians	546,000	1,603,000 (18 July)
Yugoslavs	96,000	28,000 (18 July)
Stateless	11,000	-
Other Allied	69,000	2,000 (18 July)
Italians	234,000	199,000 (18 July)
Unclassified	111,000	19,000 (18 July)
	<u>2,034,000</u>	<u>3,922,000</u>
Other Ex-Enemy	238,000	16,000 (18 July)
	<u>2,272,000</u>	<u>3,938,000</u>
TOTAL		

a. As a result of the investigation of the number of Soviet citizens repatriated through each Reception-Delivery Point, the Russian repatriation figure has been completely revised. There has been an increase of 18,000 since the last Situation Report.

b. The 267,612 Belgians repatriated as at 19 July include 245,499 from Germany, 4,624 from Russia, 9,765 from France, 939 from Switzerland, and 6,785 from the U.K. Of the 250,123 repatriated from Germany and Russia, 8,929 were political prisoners, 63,270 were prisoners of war, 177,924 were displaced persons and the remainder were unclassified. Of the total number repatriated, 17,460 have been repatriated by air.

c. The Dutch repatriation figure as of 14 July was reported by USFET Mission (Netherlands).

d. Included in the French figure of 1,434,797 as of 22 July are 148,004 repatriated by air. In computing the French total, a 10% allowance for self-repatriates was added to the 1,304,361 reported by USFET Mission (France).

e. The 29,000 repatriated Poles are those transferred from the US Zone to the Russians for repatriation, or to France and Belgium for labor service.

RESTRICTED

R E S T R I C T E D

f. British Zone authorities and US Zone authorities respectively report 129,607 as of 18 July and 245,789 as of 18 July Western Europeans received from the Soviet Zone. The US Zone figure includes 16,200 Italians and 1,800 Poles received from the Soviets.

III. Displaced Persons on Hand In Germany

<u>Military Unit and Zone</u>	<u>Date of Report</u>	<u>In Camps</u>	<u>Others Estimated</u>	<u>Total</u>
Western District (7 US Army)	21 July	225,251	-	225,251
Eastern District (3 US Army)	18 July	582,010	-	582,010
<u>Total US Zone</u>		<u>807,261</u>	-	<u>807,261</u>
<u>Total French Zone (1 FR Army)</u>	<u>18 July</u>	<u>151,209</u>	-	<u>151,209</u>
1 Corps		493,427	-	493,427
3 Corps		173,736	-	173,736
30 Corps		464,778	-	464,778
<u>Total British Zone</u>	<u>18 July</u>	<u>1,121,941</u>	<u>181,430</u>	<u>1,313,371</u>
<u>GRAND TOTALS</u>		<u>2,090,411</u>	<u>181,430</u>	<u>2,271,841</u>

a. For breakdown by nationality in the British, French and American Zones, see Appendix I.

b. As of 20 July there were 156,083 displaced persons in the American occupied section of Czechoslovakia. Their breakdown by nationality was as follows: Germans 138,203, Hungarians 4,977, Yugoslavs 3,357, Italians 2,289, Austrians 2,020, Poles 1,997, Rumanians 1,135, Russians 364, Ukrainians 277, Latvians 201, Estonians 148, Lithuanians 91, French 60, Dutch 44, Greeks 38, Bulgars 31, Belgians 17, Luxembourgers 16, U.S.A. 5, Spaniards 2, Danes 1, Stateless 261, and others 4,429.

IV. The Norwegian Situation - For latest information, see Situation Report 29.

V. The Danish Situation - For latest information, see Situation Report 29.

VI. UNRRA. As of 22 July, 336 UNRRA teams and 21 Voluntary Agency teams had been deployed. 897 people were at Granville on 17 July and 5,550 persons had been recruited.

VII. Allied Liaison Officers. The deployment total of Allied Liaison officers as of 18 July was 740 - 51 in the French Zone, 235 in the US Zone, 390 in the British Zone, and 64 at COMZ, Com Z, and the Missions.

att. Moffitt
A. H. MUFFITT, JR.,
COLONEL, G. S. C.,
EXECUTIVE OFFICER.

R E S T R I C T E D

British Zone (18 July)							French Zone				
Nationality	1 Corps In Camp	2 Corps In Camp	30 Corps In Camp	Total In Camp	Total Outside	Zone Total	French Zone Total (10 July)	Western District (7 July) (21 July)	Eastern District (3 July) (16 July)	Zone Total	Grand Total
French	1,546	56	106	1,708	500	2,054	1,292	611	797	1,408	4,796
Dutch	138	199	276	613	350	963	259	355	730	1,085	2,307
Belgian & Luxembourg	412	62	207	681	200	881	660	106	366	552	2,083
Danish	1	142	10	153	-	153	1	13	10	23	162
Norwegian	1	-	12	13	-	13	-	-	4	4	17
Soviet	260,620	1,306	25,723	317,719	100,000	417,719	70,374	37,795	14,135	51,918	445,311
Estonian	415	5,946	253	6,614	100	6,714	391	2,582	3,213	5,763	10,530
Latvian	2,537	10,496	738	13,771	60	13,831	243	6,569	14,594	21,363	35,647
Lithuanian	777	7,323	1,433	9,533	100	9,633	608	4,311	8,311	12,233	21,754
Polish	105,676	95,436	269,356	470,468	55,000	525,468	44,989	134,166	106,166	320,332	890,999
Czechoslovak	1,390	2,506	1,362	5,258	100	5,358	757	191	923	1,114	7,209
Yugoslav	16,211	9,191	23,095	48,497	2,000	50,497	5,502	6,630	30,974	39,604	95,803
Greek	770	375	908	2,053	-	2,053	143	2,599	4,845	7,444	10,320
Italian	99,947	32,156	76,374	208,477	9,000	217,477	13,708	20,096	32,399	52,395	283,480
Hungarian	631	1,163	2,795	4,589	100	4,689	161	1,142	83,025	84,167	89,020
Rumanian	315	514	1,688	2,517	100	2,617	293	251	7,415	7,667	10,577
Bulgarian	25	36	3	64	-	64	228	21	329	350	644
Stateless	30	146	3	181	3,000	3,181	217	-	7,603	7,603	11,001
Others & unclassified	1,725	8,569	30,426	40,720	11,000	51,720	4,448	5,556	185,731(a)	191,289	217,419
TOTAL:	493,427	175,756	404,778	1,131,941	181,430	1,313,371	151,209(a)	221,251	502,010	807,261	2,271,041

(a) The figures for the French Zone include the 30,997 unclassified persons reported in the 15 July survey on 5th July.

(b) Includes 138,203 Germans in Czechoslovakia.

RESTRICTED

UNRRA ERD
11a, Portland H. W.I.
attn Miss M. Gibson

COMBINED
DISPLACED PERSONS EXECUTIVE
c/o G-5 DIVISION, USMINT

GE-24X 383.7 (2.212)

MEMORANDUM

TO : See Distribution

RECEIVED

27 JUL 1945

UNRRA

SITUATION REPORT NO. 7 29.

20 July 1945

thru UN Base

A.C. 4B

INDEXED

I. Summary of Current Situation

	Requiring Repatriation	Repatriated
Allied, Italians, Unclassified	2,125,000	3,853,000
Other Ex-Enemy	100,000	16,000
TOTAL	2,225,000	3,869,000
		/6,094,000/

II. Current Situation by Nationality.

Nationality	Requiring Repatriation	Repatriated
Belgians	2,000	266,000 (17 July)
Czechoslovaks	6,000	47,000 (18 July)
Danes	-	5,000 (Est.)
Dutch	2,000	230,000 (14 July)
French	5,000	1,410,000 (10 July)
Greeks	10,000	-
Luxembourgers	-	8,000 (Est.)
Norwegians	-	6,000 (Est.)
Poles	805,000	29,000 (18 July)
Russians	509,000	1,585,000 (18 July)
Yugoslavs	40,000	28,000 (18 July)
Stateless	10,000	-
Other Allied	60,000	2,000 (18 July)
Italians	277,000	218,000 (18 July)
Unclassified	229,000	19,000 (18 July)
	2,125,000	3,853,000
Other Ex-Enemy	100,000	16,000 (18 July)
TOTAL	2,225,000	3,869,000

a. As a result of the investigation of the number of Soviet citizens repatriated through each Reception-Delivery Point, the Russian repatriation figure has been completely revised.

b. The 265,624 Belgians repatriated as at 17 July include 245,256 from Germany, 4,624 from Russia, 9,078 from France, 939 from Switzerland, and 5,160 from the U.K. Of the 249,880 repatriated from Germany and Russia, 8,916 were political prisoners, 63,253 were prisoners of war, 177,711 were displaced persons and the remainder were unclassified. Of the total number repatriated, 17,251 have been repatriated by air.

c. The Dutch repatriation figure as of 14 July was reported by the Dutch Repatriation Authorities.

d. Included in the French figure of 1,410,000 as of 10 July are 146,000 repatriated by air. In computing the French total, a 10% allowance for self-repatriates was added to the 1,282,000 reported by SHLEF Mission (France).

e. The 29,000 repatriated Poles are those transferred from the US Zone to the Russians for repatriation, or to France and Belgium for labor service.

f. British Zone authorities and US Zone authorities respectively report 123,389 as of 15 July and 243,789 as of 18 July Western Europeans received from the Soviet Zone. The US Zone figure includes 16,000 Italians received from the Soviets.

RESTRICTED

R E S T R I C T E D

III. Displaced Persons on Hand in Germany

<u>Military Unit and Zone</u>	<u>Date of Report</u>	<u>In Camps</u>	<u>Others Estimated</u>	<u>Total</u>
Western District (7 US Army)		222,746	-	222,746
Eastern District (3 US Army)		582,010	-	582,010
<u>Total US Zone</u>	<u>18 July</u>	<u>804,756</u>	-	<u>804,756</u>
<u>Total French Zone (1 MA Army)</u>	<u>10 July</u>	<u>151,209</u>	-	<u>151,209</u>
1 Corps		505,652	-	505,652
8 Corps		172,468	-	172,468
30 Corps		438,110	-	438,110
<u>Total British Zone</u>	<u>15 July</u>	<u>1,115,703</u>	<u>153,520</u>	<u>1,269,223</u>
<u>GRAND TOTALS</u>		<u>2,071,668</u>	<u>153,520</u>	<u>2,225,188</u>

a. For breakdown by nationality in the British, French and American Zones, see Appendix I.

IV. The Norwegian Situation.

a. Repatriated from Norway as of 17 July are 89,794 Soviet citizens, 439 Dutch, 1,499 French, 390 Danish, 511 Belgians, and 360 Czechs.

b. On hand in Norway as of 17 July are 2672 RMPs (1632 Yugoslavs, 1040 Poles). Of the displaced persons 13,529 were Poles, 2,675 Russians, 8,380 Czechs, 1,300 Dutch, 1,351 French, 1,129 Balts, 275 Belgians, 788 Yugoslavs, 38 Luxembourgers, and 496 other Allied nationals. Also on hand were 325,000 surrendered German forces, 11 Bulgarians, 815 Danzigers, 283 Finns, 163 Hungarians, 338 Italians, and 222 Rumanians.

* Includes Sudeten Germans.

V. The Danish Situation (19 July)

a. Displaced Persons repatriated: 1,732 French, 1,728 Belgians, 769 Dutch, and 86 Norwegians.

b. Prisoners of War repatriated: 14 British, 958 French, and 43 Belgians.

c. Still on Hand: approximately 139 French, a few Belgians, 140 Dutch, 593 Czechs, 454 Estonians, 1,697 Latvians, 1,091 Lithuanians, 4,055 Poles, 6,949 Russians, approximately 320 Italians, 283 Swiss, 176 Yugoslavs, 119 Austrians, 42 Finns, 363 Hungarians, 143 Rumanians, and an estimated 200,000 Germans.

VI. UNRRA. As of 15 July, 332 UNRRA teams and 21 Voluntary Agency teams had been deployed. 754 people were at Granville and 5,550 persons had been recruited.

VII. Allied Liaison Officers. The deployment total of Allied Liaison officers as of 18 July was 740 - 51 in the French Zone, 235 in the US Zone, 390 in the British Zone, and 64 at COMZ, Com Z, and the Missions.

Jay B. Krane
for
L. H. KOFFETT, JR.,
COLONEL, G. S. C.,
EXECUTIVE OFFICER.

R E S T R I C T E D

DISPLACED PERSONS ON HAND IN BRITISH - FRENCH - AMERICAN ZONES OF OCCUPATION.

Nationality.	British Zone. (15 July)				French		American Zone (18 July)				Grand Total.
	1 Corps In Camps.	8 Corps In Camps.	30 Corps In Camps.	Total In Camps.	Total Outside.	Zone Total.	Zone Total (10 July)	Western District (7 US Army.)	Eastern District (3 US Army.)	Zone Total.	
French	1,606	486	106	2,198	300	2,498	1,292	562	797	1,359	5,149
Dutch	138	451	276	865	350	1,215	259	289	730	1,019	2,493
Belgian & Luxembourg	402	179	207	788	200	988	660	198	366	564	2,212
Danish	1	155	10	166	-	166	1	18	10	28	195
Norwegian	1	27	12	40	-	40	-	-	4	4	44
Soviet	272,298	1,236	56,946	330,480	100,000	430,480	76,674	38,182	14,123	52,305	559,459
Estonian	415	3,945	253	4,613	60	4,673	351	2,759	3,213	5,972	10,996
Latvian	1,167	10,496	738	12,401	80	12,481	243	6,510	14,964	21,474	34,198
Lithuanian	777	7,323	1,433	9,533	50	9,583	608	4,326	8,212	12,538	22,729
Polish	105,876	95,816	268,000	469,692	30,000	499,692	44,989	134,064	186,166	320,230	864,911
Czechoslovak	1,390	2,506	2,370	6,266	50	6,316	737	184	923	1,107	8,160
Yugoslav	16,211	7,368	21,800	45,379	400	45,779	5,502	8,033	30,974	39,007	90,288
Greek	770	375	970	2,115	-	2,115	843	2,576	4,825	7,401	10,359
Italian	99,947	32,041	68,263	200,251	12,000	212,251	13,708	18,034	32,599	50,633	275,592
Hungarian	631	1,163	2,850	4,644	30	4,674	164	1,140	83,025	84,165	89,003
Rumanian	315	514	1,858	2,687	-	2,687	293	292	7,416	7,708	10,688
Bulgarian	25	38	3	66	-	66	228	21	329	350	644
Stateless	30	148	500	151	2,000	2,151	217	-	7,603	7,603	9,971
Others & Unclassified.	3,652	8,201	11,515	23,368	8,000	31,368	4,440	5,558	185,731	191,289	227,097
TOTAL:-	505,652	172,468	438,110	1,115,703	152,520	1,269,223	151,209x	222,746	582,010	804,756	2,225,188

x The figures for the French Zone include the 30,957 Displaced Persons reported in the 15 U.S. Army Area on 9th July.

DISTRIBUTION.

- 1 : ACOB, G-5 Division.
- 2 : Executive, G-5 Division.
- 3 : G-5, Economics Branch. (Attn: Brig. Gen. W.H. Draper)
- 4 : G-5, " " (Attn: Lt. Col. Bailey)
- 5-6: G-5, Inf. & Analysis Section. (Attn: Major Barnes)
- 7-9: G-5, Public Relations Office. (Attn: Lt. Col. Lovejoy)
- 10-12: G-4, Division (Movements Sec. Ops. Br.) (Attn: Lt. Col. Reiser, Major De Haas.
Major Ford)
- 13 : G-2 Division, C.I.B. (Attn: Major Baker.)
- 14 : G-5, Combined Admin. Liquidating Agency (Belgium). 21a, Boulevard du Regent,
Brussels. (Attn: D.P. Branch)
- 15 : USFET Mission (France) (Attn: G-5, DP Branch)
- 16 : USFET Mission (Netherlands) (Attn: G-5 DP Branch)
- 17 : Communications Zone, APO 887 (Attn: G-5, DP Branch)
- 18 : Political Div. US Gp. CC (Germany) (Attn: Mr. W.B. Lockling)
- 19 : Manpower Div., US Gp. CC (Germany) (Attn: Brig. Gen. F.J. McSherry)
- 20 : " " " " " (Attn: Lt. Col. A.A. Aronson)
- 21-22: US Gp. CC (Germany) (PW & DP Div.) (Attn: Lt. Col. Fuller)
- 23 : US Gp. CC (Austria) (PW & DP Div.)
- 24 : Control Commission/Germany (EM) (Attn: Lt. Col. L.E.F. Sanderson)
- 25 : " " " " (Attn: Lt. Col. P.C. Davis, M.C.)
- 26 : " " Austria " (Attn: PW & DP Division)
- 27-28: U.S. Forces/Austria, for Gp. CC (Austria), APO 777. (Attn: Lt. Col. D. Stevens)
- 29 : US Political Officer (P. Section)
- 30 : BR Political Officer (PW Section)
- 31 : Director, Civil Affairs, War Department.
- 32 : War Office (G/DP), Hotel Victoria, London, W.C2. (Attn: Lt. Col. Hammer)
- 33-34: AFHQ., G-5, DP Section.
- 35 : Allied Commission (Italy) (Attn: DP Sub-Commission)
- 36 : UK BASE (Attn: DP Branch)
- 37 : UNRRA, ERO, 11a, Portland Pl., W1. (Attn: Miss M. Gibbons) (thru UK BASE)
- 38 : IGC, 19 Hill St., Berkeley Sq. W1. (Attn: Sir H. Emerson) (thru UK BASE)
- 39 : Major-General Dragan, G-1, P.M.
- 40-41: G-1 Division, P.M.
- 42 : Air Staff.
- 43 : Statistics Section, SGS.
- 44-45: OCS Mission, APO 655 (Attn: Lt. E.J. Carroll)
- 46 : Office of Chief of Transportation, Control & Planning Div. (Attn: Col. Murrill.)
- 47 : Office of Chief of Transport (TMD), APO 655. (Attn: Lt. Col. E.M. Olson)
- 48 : P.D., 66 Rue Pierre Charron, Paris. (Attn: Mr. C.D. Jackson)
- 49 : EOU, US Embassy, London. W.1. (Attn: Mr. Nat. Pincus)

RESTRICTED

COMBINED
DISPLACED PERSONS EXECUTIVE
c/o G-5 Division, USFET

CDFX 383.7 (2.212)

17 July 1945

MEMORANDUM

TO : See Distribution

SITUATION REPORT NO. 28

I. Summary of Current Situation

	<u>Requiring Repatriation</u>	<u>Repatriated</u>
Allied, Italians, Unclassified	2,178,000	4,048,000
Other Ex-Enemy	98,000	15,000
	2,276,000	4,063,000
<u>TOTAL</u>	6,339,000	

II. Current Situation by Nationality

<u>Nationality</u>	<u>Requiring Repatriation</u>	<u>Repatriated</u>
Belgians	3,000	263,000(11 July)
Czechoslovaks	11,000	47,000(15 July)
Danes	1,000	5,000(Est.)
Dutch	3,000	250,000(14 July)
French	6,000	1,410,000(10 July)
Greeks	10,000	-
Luxembourgers	1,000	8,000(Est.)
Norwegians	1,000	6,000(Est.)
Poles	881,000	27,000(15 July)
Russians	568,000	1,800,000(15 July)
Yugoslavs	113,000	25,000(15 July)
Stateless	Unknown	Unknown
Other Allied	67,000	2,000(15 July)
Italians	278,000	205,000(15 July)
Unclassified	235,000	-
	2,178,000	4,048,000
Other Ex-Enemy	98,000	15,000
<u>TOTAL</u>	2,276,000	4,063,000

a. The Russian repatriation figure is being temporarily pegged at 1,800,000, pending an investigation of possible duplication in reporting.

b. Previous reports have included displaced persons in the SHAEF Zone in Austria. Control of the area having passed from 3 US Army to USAF, these numbers of displaced persons are no longer reported by this Headquarters; this, in large part, accounts for the decrease in the numbers still on hand.

c. The 263,000 Belgians repatriated as at 11 July include 243,000 from Germany, 5,000 from Russia, 9,000 from France, 1,000 from Switzerland, and 5,000 from the U.K. Of the 248,000 repatriated from Germany and Russia, 9,000 were political prisoners, 63,000 were prisoners of war, 176,000 were displaced persons, and the remainder were unclassified. Of the total number repatriated, 17,000 have been repatriated by air.

d. The Dutch repatriation figure as of 14 July was reported by the Dutch Repatriation Authorities. The 250,000 includes 17,000 political internees.

e. Included in the French figure of 1,410,000 as of 10 July are 146,000 repatriated by air. In computing the French total, a 10% allowance for self-repatriates was added to the 1,282,000 reported by SHAEF Mission (France).

f. The 27,000 repatriated Poles are those transferred from the US Zone to the Russians for repatriation, or to France and Belgium for labor service.

R E S T R I C T E D

g. British Zone authorities and US Zone authorities respectively report 123,075 and 249,375 Western Europeans (French, Belgians, Dutch and Luxembourgers) received from the Soviet Zone as of 15 July.

III. Displaced Persons On Hand In Germany

<u>Military Unit and Zone</u>	<u>Date of Report</u>	<u>In Camps</u>	<u>Others Estimated</u>	<u>Total</u>
Western District (7 US Army)		221,869	-	221,869
Eastern District (3 US Army)		598,046	-	598,046
<u>Total US Zone</u>	<u>15 July</u>	<u>819,915</u>	-	<u>819,915</u>
		:	:	:
<u>Total French Zone (1 FR Army)</u>	<u>10 July</u>	<u>120,252</u>	-	<u>120,252</u>
		:	:	:
1 Corps		518,233	114,000	632,233
8 Corps		182,474	29,000	211,474
30 Corps		448,960	44,000	492,960
<u>Total British Zone</u>	<u>12 July</u>	<u>1,149,667</u>	<u>187,000</u>	<u>1,336,667</u>
		:	:	:
<u>GRAND TOTALS</u>		<u>2,089,834</u>	<u>187,000</u>	<u>2,276,834</u>

a. 3 US Army figures no longer include any displaced persons in Austria.

b. 7 US Army figures at present include displaced persons taken over from the 1 French Army in the recent boundary rearrangement.

c. For detailed breakdown by nationality in the areas occupied by the 7 US Army, 3 US Army, and 1 French Army, see Appendix I.

d. For detailed breakdown by nationality in the British Occupation Zone, see Appendix II.

IV. The Norwegian Situation

a. Repatriated from Norway as of 10 July are 82,489 Soviet citizens, 284 Dutch, 1083 French, 390 Danish, 293 Belgians and 180 Czechs.

b. On hand in Norway as of 10 July are 2671 RAMPs (1631 Yugoslavs, 104 Poles). Of the displaced persons 11,059 were Poles, 10,930 Russians, 3,190 Czechs, 1,257 Dutch, 1,100 French, 715 Balts, 542 Belgians, 229 Yugoslavs, 35 Dane 7 Greeks, 4 Icelanders, 3 Iranians, and 420 other Allied nationals. Also on hand were 326,000 surrendered German forces, 11 Bulgarians, 815 Danzigers, 283 Finns, 163 Hungarians, 338 Italians, and 222 Rumanians.

V. The Danish Situation. As of 12 July, there were approximately 300,000 displaced persons in Denmark. Of these, 275,000 (including some Austrians) were Germans. The remainder included the following: 7,000 Russians, 4,000 Poles, 1,200 Italians, 1,000 Czechs, 321 French, 200 Yugoslavs, 119 Swiss, 52 Belgians, 48 Dutch, 43 Luxembourgers, 6 Greeks, 4 Spaniards, 1 Argentinian, and 1 US.

VI. UNRRA. As of 14 July, 332 UNRRA teams and 21 Voluntary Agency teams had been deployed. 754 people were at Granville.

VII. Allied Liaison Officers. The deployment total as of 14 July was 747 - 186 French, 97 Belgian, 55 Dutch, 41 Czech, 128 Polish, 5 Norwegian, 3 Luxembourg 4 Greek, 3 Danish, 40 Yugoslav, 153 Russian, and 32 Italian.

A. H. Moffitt
A. H. MOFFITT, JR.,
COLONEL, G. S. C.,
EXECUTIVE OFFICER.

RESTRICTED

APPENDIX I

Nationality Breakdown of Displaced Persons In Camps in the American
and French Zones of Occupation.

<u>Nationality</u>	<u>Eastern District American 15 July</u>	<u>Western District American 15 July</u>	<u>First French Army Zone 10 July</u>
French	747	637	51
Dutch	603	251	5
Belgian & Luxembourg	346	297	1
Danish	15	8	1
Norwegian	11	-	-
Soviet	9,662	37,348	76,674
Estonian	6,531	2,533	210
Latvian	13,744	6,435	99
Lithuanian	8,693	4,231	439
Polish	202,306	128,485	25,715
Czechoslovak	3,505	171	579
Yugoslav	42,299	8,021	3,966
Greek	4,037	2,484	712
Italian	28,294	23,736	7,340
Hungarian	84,556	482	73
Rumanian	4,832	281	11
Bulgarian	172	47	14
Stateless	4,150	-	-
Others & Unclassified	<u>183,543</u>	<u>6,422</u>	<u>4,362</u>
TOTAL	<u>598,046</u>	<u>221,869</u>	<u>120,252</u>

RESTRICTED

APPENDIX II

Nationality Breakdown of Displaced Persons in the British Zone as of 12 July 1945.

Nationality	Total	1 Corps Area		8 Corps Area		30 Corps Area	
		In Camps	Out(Est)	In Camps	Out(Est)	In Camps	Out(Est)
Afghans	3	-	-	3	-	-	-
Albanians	26	8	-	16	-	2	-
Arabs	2	2	-	-	-	-	-
Argentinians	6	-	-	6	-	-	-
Austrians	113	31	-	71	-	11	-
Brazilians	4	3	-	1	-	-	-
Bulgars	66	25	-	38	-	3	-
Chileans	1	1	-	-	-	-	-
Chinese	34	-	-	32	-	2	-
Czechs	6,266	1,390	-	2,506	-	2,370	-
Danes	13	1	-	2	-	10	-
Estonians	4,614	415	-	3,946	-	253	-
Finns	27	6	-	10	-	11	-
Greeks	2,115	770	-	375	-	970	-
Hungarians	4,644	631	-	1,163	-	2,850	-
Icelanders	2	2	-	-	-	-	-
Italians	218,627	99,947	-	34,417	4,000	68,263	12,000
Jugoslavs	58,700	16,211	-	10,689	-	31,800	-
Latvians	12,401	1,167	-	10,496	-	738	-
Lithuanians	9,533	777	-	7,323	-	1,433	-
Norwegians	40	1	-	27	-	12	-
Persians	2	2	-	-	-	-	-
Polish	523,666	105,876	20,000	101,990	18,000	268,800	9,000
Rumanian	2,687	315	-	514	-	1,858	-
Swedes	16	-	-	12	-	4	-
Spaniards	18	2	-	3	-	13	-
Syrians	2	-	-	2	-	-	-
Turks	31	-	-	24	-	7	-
US	3	3	-	-	-	-	-
Stateless	151	-	-	148	-	3	-
Others	41,647	4,279	4,000	6,356	6,000	12,012	9,000
RUSSIANS	444,472	284,222	89,000	2,304	-	56,946	12,000
<u>Westerners</u>							
a. French	6,735	1,606	1,000	(1,000		106	2,000
b. Belgians		402				207	
c. Netherlanders		138				276	
<hr/>							
TOTAL	1,336,667	518,233	114,000	182,474	29,000	448,960	44,000

DISTRIBUTION

1	:	ACOS, G-5 Division	
2	:	Executive, G-5 Division	
3	:	G-5, Economics Branch	(Attn: Brig. Gen. W.H. Draper)
4	:	G-5, " "	(Attn: Lt. Col. Bailey)
5-6	:	G-5, Inf. & Analysis Section	(Attn: Major Barnes)
7-9	:	G-5, Public Relations Office	(Attn: Lt. Col. Lovejoy)
10-11	:	G-4 Division	(Attn: Lt. Col. Wood & Capt. Woods)
12	:	SHARP Mission (Belgium)	(Attn: G-5, DP Branch)
13	:	SHARP Mission (France)	(Attn: G-5, DP Branch)
14	:	SHARP Mission (Netherlands)	(Attn: G-5, DP Branch)
15	:	Communications Zone, APO 887	(Attn: G-5, DP Branch)
16	:	Political Div. US Gp. CC (Germany)	(Attn: Mr. W.B. Lockling)
17	:	Manpower Div., US Gp. CC (Germany)	(Attn: Brig. Gen. F.J. Mesherrey)
18	:	" " " " " "	(Attn: Lt. Col. L.L. Bronson)
19-20	:	US Gp. CC (Germany) (PW & DP Div.)	(Attn: Lt. Col. Fuller)
21	:	US Gp. CC (Austria) (PW & DP Div.)	
22	:	Control Commission/Germany (Ea)	(Attn: Lt. Col. L.E.T. Anderson)
23	:	" " " " " "	(Attn: Lt. Col. F.C. Davis, M.C.)
24	:	" " Austria " " "	(Attn: PW & DP Division)
25	:	US Political Officer (PW Section)	
26	:	BR Political Officer (PW Section)	
27	:	Director, Civil Affairs, War Department.	
28	:	War Office, (C/DP), Hotel Victoria, London, 32.	(Attn: Lt. Col. Hammer)
29-30	:	AFHQ., G-5, DP Section.	
31	:	Allied Commission (Italy)	(Attn: DP Sub-Commission)
32	:	UK B.A.B.	(Attn: DP Branch)
33	:	UNRRA/ERO, 111 Portland Pl., W.I.	(Attn: Miss M. Gibbons) (thru UK B.A.B.)
34	:	ICC, 19 Hill St. Berkeley Sq., W.I.	(Attn: Sir E. Emerson) (thru UK B.A.B.)
35	:	Major-General Dragan, G-1, P.M.	
36-37	:	G-1 Division, P.M.	
38	:	Air Staff.	
39	:	Statistics Section, S.G.	
40-41	:	OSG Mission, APO 655	(Attn: Lt. L.J. Carroll)
42	:	Office of Chief of Transportation, Control & Planning Div.	(Attn: Col. Harri)
43	:	Office of Chief of Transport (FED), APO 655.	(Attn: Lt. Col. G.H. Olsen)
44	:	P.D., 66 Rue Pierre Charron, Paris.	(Attn: Mr. G.D. Jackson)
45	:	EOU, US Embassy, London, W.I.	(Attn: Mr. Nat Pinch)
46-47	:	15 A Gp. for US Gp. CC (Austria), APO 777.	(Attn: Lt. Col. D. Stevens)

(32) UNRRA (LFO)
NA Portland Branch
(Att Mr. J. M. Little)
(Chas. Spaulderson)
RESTRICTED

SUBALIA HEADQUARTERS
ALLIED MILITARY FORCE
G-5 Division
Displaced Persons Branch

SHWF/G5/DP/2912/1.2.

10th July 1945.

MEMORANDUM

TO: Sec Distribution.

SITUATION REPORT NO. 27.

I. Summary of Current Situation.

	Requiring Repatriation.	Repatriated.
Allied, Italians, Unclassified,	2,234,000	3,955,777
Other Ex-Enemy	479,000	22,629
TOTAL:	2,713,000	3,978,406
		76,691,406

II. Current Situation by Nationality.

Nationality.	Requiring Repatriation.	Repatriated.
Belgians.	6,000.	257,556. (2 July)
Czechoslovaks.	26,000.	47,821. (6 July)
Danes.	1,000.	5,000. (est)
Dutch.	5,000.	213,000. (2 July)
French.	11,000.	1,406,314. (8 July)
Greeks.	11,000.	61 (6 July)
Luxembourgers.	1,000.	6,000. (est)
Norwegians.	1,000.	5,500 (est)
Poles.	871,000.	17,279 (4 July)
Russians.	693,000.	1,007,262. (6 July)
Yugoslavs.	147,000.	4,112 (6 July)
Stateless.	Unknown.	Unknown.
Other Allied.	67,000	1,474. (6 July)
Italians.	283,000	184,398 (6 July)
Unclassified.	91,000	--
	2,234,000.	3,955,777
Other Ex-Enemy	479,000	22,629 (6 July)
TOTAL	2,713,000	3,978,406

- a. Russians. It is estimated that the total repatriation figure of 1,007,262 includes approximately 300,000 Soviet citizens who were moved into that part of the Soviet Zone occupied prior to 4 July by British and American forces and who were left in the area following the withdrawal of those forces. Not included in these figures are the 40,000 Russians still reported in France (27,500 in camps, and an estimated 12,500 out of camps), nor the 750 (478 known, with remainder estimated) still in Belgium.
- b. The figures given above represent the latest available information on the total numbers repatriated. These are included with displaced persons, as national authorities make little distinction between the two categories in reporting.
- c. The 257,556 Belgians repatriated as at 2 July includes 259,556 from Germany, 4,624 from Russia, 8,712 from France, 939 from Switzerland, and 3,725 from the U.K. Of the 244,182 repatriated from Germany and Russia, 8,551 were political prisoners, 61,656 were prisoners of war, 175,975 were displaced persons, and the remainder were unclassified. Of the total number repatriated, 12,469 have been repatriated by air.
- d. The Dutch repatriation figure as of 2 July was reported by the SHWF Mission (Netherlands).

RESTRICTED

- e. Included in the French figure of 1,406,314 as of 8 July are 145,767 repatriated by air. In computing the French total, a 10% allowance for self-repatriates was added to the 1,278,468 reported by HMF Liaison (France).
- f. 21 Army Group and 12 Army Group report 119,407 Western Europeans (French Belgians, Dutch and Luxembourgers) and 240,462 Western Europeans respectively received from the Soviet Zone as of 6th July.
- g. The 17,279 repatriated Poles are those transferred from 12 Army Group to the Russians for repatriation, or to France for service in labor battalions or the Polish Army.

III. Displaced Persons on Hand in Germany.

<u>Army Group and Army</u>	<u>Date of Report</u>	<u>In Camps</u>	<u>Others Estimated</u>	<u>Totals</u>
7 US Army		165,059	Unreported	165,059
3 US Army		895,005	35,000	930,005
15 US Army		27,984	2,320	30,304
12 A GP	7 July	1,088,048	37,320	1,125,368
1 FA Army		117,237	-	117,237
6 A GP	24 June	117,237	-	117,237
1 Corps		648,491	111,000	759,491
8 Corps		163,861	60,000	223,861
30 Corps		436,896	50,000	486,896
21 A GP	6 July	1,249,248	221,000	1,470,248
GRAND TOTALS		2,454,533	258,320	2,712,853

- a. 7 US Army had not reported the number of displaced persons in its area outside of camps at the time of this report. Their figure was 45,710 on 22 June; it is thought that there has been a sharp decrease in this figure since that date.
- b. For breakdown by nationality in each Army area, see Appendix I.
- c. For detailed breakdown of displaced persons in camps by nationality in each Corps in 21 Army Group area, see Appendix 2.

IV. The Norwegian Situation.

- a. Repatriated from Norway as of 4 July 45 are 64,796 Soviet citizens, 92 Dutch, 903 French, 390 Danish, and 75 Belgians.
- b. On hand in Norway as of 4 July 45 are 2,654 U.S.A. (1,614 Yugoslavs, 1,040 Poles). Of the displaced persons 11,059 were Poles, 15,303 Russians, 3,190 Czechs, 1,449 Dutch, 1,100 French, 715 Balts, 542 Belgians, 229 Yugoslavs, 35 Danes, 7 Greeks, 4 Icelanders, 3 Iranians, and 420 other Allied nationals. Also on hand were 326,000 surrendered German forces, 11 Bulgarians, 815 Danzigers, 283 Finns, 163 Hungarians, 338 Italians, and 222 Rumanians.

- V. USMA. As of 9th July, 332 USMA teams and 21 Voluntary Agency teams had been deployed. 783 people were at Granville. A total of 5,047 have been recruited.

- VI. Allied Liaison Officers. The recent shifting of occupational zones has caused an extensive reshuffle of the Allied Liaison Officers. The fluidity of the current situation prevents any accurate report.

(Signature)
J. McFARLANE, JR.,
COLONEL, G. S. C.,
EXECUTIVE OFFICER.

Nationality Breakdown of Displaced Persons on Hand in AEF Zone as of 7th July 1945.

APPENDIX 1.

Nationality	7 US Army		12 ARMY GROUP		15 US Army		Total		Grand Total	6 ARMY GROUP		
	In Camps	Outside	In Camps	Outside	In Camps	Outside	In Camps	Outside		In Camps	(1 FRENCH Army) Outside	Total 24 June 1945
French	603	U	1,743	3,000	256	200	2,602	3,200	5,802	51		51
Belgian	500	N	475	1,000	17	50	992	1,050	2,042	1		1
Dutch	560	R	870	1,000	38	50	1,468	1,050	2,518	5		5
Luxembourgais	35	E	49	100	18	25	102	125	227	-		-
Russian	7,563		16,579	9,700	236	750	24,378	10,450	34,828	76,674		76,674
Polish	105,372	O	207,523	9,000	18,393	500	331,288	9,500	340,788	25,715		25,715
Yugoslav	7,713	R	84,920	4,000	1,406	100	94,039	4,100	98,139	3,966		3,966
Czechoslovak	284	T	11,434	1,000	67	10	11,785	1,010	12,795	579		579
Greek	2,500	E	5,000	1,000	78	10	7,578	1,010	8,588	712		712
Other Allied	13,367	D	44,560	1,000	508	100	60,435	1,100	61,535	-		-
Italian	22,852		24,491	3,000	6,814	500	54,157	3,500	57,657	7,340		7,340
Other Ex-Enemy	1,710		497,361x	1,200	153	25	499,224	1,225	500,449	2,194		2,194
TOTAL	165,059		895,005	35,000	27,984	2,320	1,088,048	37,320	1,125,368	117,237		117,237

* Including 278,405 Germans, 167,189 Hungarians, 2,425 Austrians, 21,705 Rumanians, 298 Serbs, 37 Spaniards, and 26,590 Unknown.

Nationality	1 Corps		21 ARMY GROUP		30 Corps		Total		Grand Total
	In Camps	Outside	In Camps	Outside	In Camps	Outside	In Camps	Outside	
French	3,640	-	-	(106	(3,746	(4,750
Belgian	402	-	-	(1,000	207	(2,500	609	(3,500	3,672
Dutch	2,541	-	-	(276	(2,817	(2,000
Luxembourgais	-	-	-	((-	(250
Russian	437,425	55,500	7,152	1,000	47,505	32,500	492,082	89,000	581,082
Polish	105,876	24,000	91,534	33,000	245,102	5,000	442,512	62,000	504,512
Yugoslav	16,211		6,563		22,440		45,214		45,214
Czechoslovak	1,520		4,194		7,167		12,881		12,881
Greek	770		364		601		1,735		1,735
Other Allied	2,365		22,586		2,461		27,412		27,412
Italian	73,501	26,500	27,186	13,000	76,572	1,000	177,259	40,500	217,759
Other Ex-Enemy	1,008		1,799		3,533		6,340		6,340
Others	3,232	5,000	2,483	12,000	30,926	9,000	36,641	26,000	62,641
TOTALS	648,491	111,000	163,861	60,000	436,896	50,000	1,249,248	221,000	1,470,248

APPENDIX 2.

Nationality Breakdown of Displaced Persons in Camps in 21 NEW GROUP AREA
as of 6 July 1945.

Nationality.	1 Corps	8 Corps	30 Corps.
Afghans.	-	3	-
Albanians	8	16	2
Arabs	2	-	-
Argentinitians	-	1	-
Austrians.	31	42	11
Belgians	402	-	207
Brazilians	3	4	-
Bulgars	25	24	3
Chileans	-	-	1
Chinese	-	32	2
Czechoslovaks	1,520	4,194	7,167
Danes	1	-	10
Estonians	415	7,121	253
Finns	6	62	11
French	3,640	-	106
Greeks	770	368	601
Hungarians	631	1,192	2,262
Icelanders	2	-	-
Italians	73,501	27,136	76,572
Yugoslavs	16,211	6,563	22,140
Latvians	1,167	10,539	738
Lithuanians	767	4,826	1,443
Netherlanders	2,541	-	276
Norwegians	1	43	12
Persians	-	2	-
Poles	105,876	91,534	245,102
Portuguese	-	1	-
Rumanians	315	479	1,246
Russians	437,425	7,152	47,505
Swiss	24	1	39
Spaniards	2	1	13
Syrians	-	2	-
Turks	-	17	7
U.S.A.	3	-	-
Others	3,202	2,460	30,067
<u>TOTALS</u>	<u>648,491</u>	<u>163,861</u>	<u>436,896</u>

UNRRA
CENTRAL HEADQUARTERS FOR GERMANY
APO. 757 or BAOR

NARRATIVE REPORT FOR JUNE 1946

Events during the month of June have tended to support the contention made in my last report that the UNRRA force is in fact on its way out of Germany. The outflow of Class I personnel has continued at its monthly rate of two to three hundred and, because of recently imposed personnel restrictions, it is now obvious that it will not be possible to make good this wastage by the enrolment of Class II personnel, even to the extent that I had envisaged. From now on therefore, it is a matter of reducing our liabilities and gradually transferring the load to the Armies of Occupation who are, after all, the responsible parties in the matter of displaced persons.

This may be well enough as regards the team personnel and the personnel of junior headquarters, but I emphasize that, if adequate precautions are not taken to keep up the strength of certain categories of Class I personnel, notably in the Accounting and Audit, the Supply and Transport and Security fields, severe loss may fall upon the Administration itself, as distinct from the displaced persons.

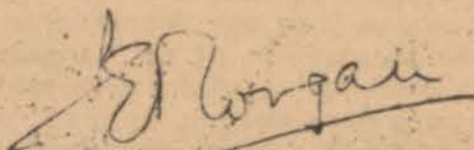
I am aware that certain steps are being taken in the name of organisations other than UNRRA to provide in certain eventualities some successor agency, but I find that a thoroughly realistic view of the situation is being taken by the Armies of Occupation who, as the days go by, are becoming more resigned to accept the load of administration of displaced persons which is, after all, as I have said, rightly theirs and always has been so from the beginning. In particular, the U.S. Army of Occupation has a scheme well advanced for this purpose. The Armies are, of course, also aware of what is being done in London, Washington and elsewhere, but they must perforce take a practical view of the situation. Here in Germany there can be no gap whatever in the practical work of DP administration. So much as one day of relaxation might well lead to indescribable chaos. In Germany there can be no interval for argument, discussion or procrastination.

Army plans will undoubtedly envisage the taking over in some way of such UNRRA personnel as may survive to the end of the year, but it is not possible to forecast the numbers of such personnel. I have asked the Armies to refrain, so far as possible, from making actual offers to our employees until, at any rate, after the Fifth Council Meeting of UNRRA shall have taken place. But my impression from recent tours is that our employees have, in the main, made up their minds themselves.

This continued uncertainty is beginning to have noticeable effects in all three of the Western Zones. In the U.S. Zone already restrictions upon our personnel are beginning to increase. The same is happening in the British Zone. In the French Zone there is a marked deterioration in the relationship between UNRRA and the Occupation Authorities. The most notable evidence of this in the French Zone is that, with little or no warning, the whole system of rationing displaced persons has been switched from the Army to the Department of Agriculture with results that look, for the moment, like being disastrous for the displaced persons.

In spite of everything, the trickle of repatriation continues, though Polish repatriation is still unnecessarily retarded by the complete absence of any definite statement on the part of the Polish Government. This Government appears unable to bring itself to make an authoritative pronouncement as to the treatment of its people who return to Poland from abroad. All these people are naturally anxious to know exactly what lies ahead of them, and particularly interested, of course, are those who formerly lived east of the Curzon Line. By this delay, which seems inexplicable, not only is the Polish Government failing to get back its people when they are so urgently needed at home, but, in my estimation, it cannot be failing to lose the support of, at any rate, a large proportion of these displaced persons themselves who might be so easily influenced by the right word spoken in the right quarter in a convincing manner, provided always that this word is true.

Simultaneously with the contraction of UNRRA, there continues in full swing the Jewish infiltration into the U.S. Zone. The U.S. Army of Occupation has at last been obliged to grapple with this problem by setting up a scheme of accommodation that appears temporarily to be dealing with at any rate some part of it. Commanders have been ordered to make arrangements for the acceptance of up to 4,000 infiltrates per week though, so far as I am able to estimate, the actual rate of infiltration is, at least, some hundreds in excess of this. But it is evident that this process cannot be continued indefinitely. I have informal estimates of something between 100, and 150,000 Jews still to come. Simultaneously there is continuing the importation into the U.S. Zone of displaced Germans and Volksdeutsch. Though the weather is still warm, the pinch is already being felt of shortages of building materials, of bedding and blankets, of feeding equipment of all kinds for the Jewish infiltrates. It is unpleasant to visualize the condition that may well arise with the on-set of winter. There is an ever-increasing tendency to deal with the infiltrate problem by discrimination in favour of the infiltrates, by putting them into better accommodation vacated by non-Jewish displaced persons. There is, of course, a certain logic in this, but if it is carried to extremes it is conceivable that the final outcome will be as near forcible repatriation as makes no matter. I am losing no opportunity of emphasizing that responsibility in this matter lies with the Army and not with UNRRA.



F. W. MORGAN.
Lieutenant General.
Chief of Operations, Germany.

16th July, 1946.

U N R R A
CENTRAL HEADQUARTERS D.P. OPERATIONS, GERMANY

GENERAL BULLETIN NO: 108A.

AMENDMENT. 1.

Subject: Facilities available to UNRRA personnel
visiting Switzerland on leave.

13th July, 1946.

1. GENERAL.

Referring to General Bulletin No. 108 under above heading, line 5
of para 5(a) should read:-

"These Travellers' Cheques may be purchased only by debit against
Home Allotment".

F. E. Morgan
F. E. MORGAN,
Lieutenant- General
Chief of Operations, Germany.

DP24/x
LWC/MS

OUT FILE

13th July, 1945

Dear Edison:

It may seem an odd enquiry to address to you, but I have so far been unable to ascertain whether we receive regularly here a copy of the G-5 D.P. Weekly Report, and if so, how many copies.

If not, I certainly think we should receive it and if we are not getting it I should be very grateful if you would ask Colonel Moffit from me whether he would be good enough to meet our wishes. We should have 6 copies.

Yours sincerely,

L.W. CHARLEY, Lt. Colonel,
Asst. Deputy Director,
German & Austrian D.P. Opns. Br.

Mr. J. Edison,
Chief USRA Edison Office,
G-5 SHAF Main,
APO 757 U.S. ARMY

2 July 1946

ANALYSIS
of the
CONTROLLED SAMPLE OCCUPATIONAL REGISTRATION AND CLASSIFICATION

PURPOSE:

To determine the work skills of Displaced Persons in Germany by means of occupational registration and classification.

The implementation of Council Resolution No. 92 required an occupational registration of all DPs in Germany by 20 May 1946. Since the completion of such a registration on the date set was administratively impossible, the controlled sample registration of Polish, Baltic, Yugoslav and Jewish DPs was substituted as a basis for the statistical projection of the work skills of the total population.

METHOD:

A detailed plan for the controlled registration and statistical projection involving CHQ, the Zones, Districts and Teams was developed.

Briefly, the plan provided for the occupational registration and classification of the DPs in selected assembly centres in accordance with registration manuals previously issued, the registration to be performed under the direction of a District Employment Officer by carefully trained DP registrars assisted by clerical personnel supplied by CHQ.

The District Employment Officer was to be responsible for the training of the registrars, close supervision of the registration while it was in progress and tabulation of the registration when completed.

Controls were established to prevent exaggeration of DP work skills by DP registrars and to ensure accurate registration and classification.

The assembly centres selected in the three Zones were as follows: 6 in the US Zone, 4 in the British Zone and 1 in the French Zone. Nationalities of the camps were: 6 Polish, 3 Baltic, 1 Yugoslav and 1 Jewish.

In selecting the centers, consideration was given to the percentage the chosen nationality represented of the total DP population. Other factors in the selection of the centers included:

- a an equitable distribution with respect to rural and urban workers as compared with "normal" DP population within Germany;
- b normal age and sex distribution of DP population, including predominantly male camps as well as camps with family groupings;
- c camps where repatriation was taking place as well as "hard core" camps.

The sample registration was completed in less than a month from the date when the implementation for registration was received.

ANALYSIS:

The most significant fact about the sample registration and its statistical projection to cover the total population is that 60/64% of the total Displaced Persons, or 442,795, were found to be employable. Several conclusions are warranted from this rather high employable percentage:

- a UNRRA's employment programme, which was designed to place and train Displaced Persons is justified. Several hundred thousand DPs need a programme which will place them in constructive work and rescue them from the destructive consequences of forced inactivity;
- b the number of employables constitutes one of the reasons why home Governments are extremely interested in repatriation. In addition to the desire of Governments to have their nationals returned for broad humanitarian reasons, there is the fact that thousands of employables are needed urgently to rebuild the economies of their home countries;
- c the large number of employables explains why countries other than the home countries of these nationals, are interested in their resettlement. The South American republics, for example, are interested in the large number of displaced persons physically capable of work, because they are a group with a wide range of work skills who would constitute a valuable addition to their economies.

No attempt has been made to make a refined breakdown of all the job titles reported in the registration. This analysis is confined to the main job classifications.

In considering the results of the sampling, it must be noted that the sample is as valid an index as it is possible to get under field conditions. The inadequate number of employment specialists and the use of unskilled registrars (despite intensive short-term training), the possibility of subjective registration by DP registrars of their own nationals or dislike for other nationals, the haste because of the dead-line date, the difficulties in selecting suitable centres, and finally, the length of time so many of the DPs have been away from their jobs, all make a sampling of this nature valuable as a guide, but not as a definitive study of the occupational characteristics of the DP population.

Generally, the sampling did bear out the opinion of many observers that the largest single category among the Poles is agricultural workers (45.05%), but established as erroneous the belief that most (estimated as high as 80 - 90%) Poles were unskilled farm workers.

The sample confirmed the belief that the largest single category among the Balts were "white-collar" and professional workers (36.74%).

The percentage of employables of the total DP population (60/64%) compares favourably with the normal working population outside Germany.

Prior to the controlled sampling, an analysis was made of information received in connection with the regular occupational registration now in process. In many respects there was a high correlation between the controlled and regular registrations; in some respects, the two did not agree. The percentage of employables correlated well. The breakdown of skills of the Baltic population in both the controlled and uncontrolled registration shows a high degree of correlation, but

concerning the Polish population a number of discrepancies were found which can be explained, and would tend to give validity to the controlled sampling.

In the matter of agricultural workers, the uncontrolled sampling showed 23.4% as compared with 45.06% in the controlled sample. In the uncontrolled sampling, professional workers were listed as 12.51%, whereas in the controlled sample, it was shown as 1.64%. The "white-collar" grouping showed 7.88% in the uncontrolled sample and 4.4% in the controlled sample. In all three of the above instances, it must be noted from the controlled sample (which was supervised closely and for which the registrars were given more training) that an over-evaluation of DP skills in the uncontrolled sample was apparent, and that where closer supervision was given, a truer picture of the DP skills was produced.

In comparing the age and sex breakdown of the sample with that of the age and sex breakdown of the total population (IB and IIA) one finds that the Polish and Baltic figures are reasonably close. This would lend some validity to the projection, but in the case of Yugoslav and Jewish samples, the percentage of male and female in the sample varies considerably from the male and female breakdown of the total population. This, of course, would give an askewed picture. This difference between the age and sex breakdown of the Yugoslav and Jewish population also accounts for the difference between the estimated employables of the sample and estimated employables for the total population (IB and IIC).

The following is an analysis by specific job categories of results of the sample of the Polish population.

The percentage shown opposite the occupational group is the percentage of that grouping to the entire sample.

1. Administrative and Clerical Workers: Male 3.9%; Female 5.23%

In this category, approximately 60% of both male and female population fall in the clerical and salesman category. It is felt in this connection that "salesman" was the result of probable self-determination, and could be accepted only in the light of European interpretation. Approximately 10% of the males were listed as accountants and bookkeepers and only 7% listed as "businessmen".

2. Mining, Chemicals and Processing: Male 2.06%; Female .27%

In this category, the smallness of the sample may not give a true picture of the total mine workers who are probably available. In addition, it may be that this noticeable lack of miners is due to the fact that our sampling did not include a representative part of the Polish population in the Ruhr, where possibly a considerable number were sent. Approximately 20% of the registered group were listed as glass or ceramic workers, with very few listed as steel workers.

3. Construction and Maintenance: Male 9.50%; Female 2.70%

52% of the men in this category were building trade workers, including carpenters, electricians, painters, bricklayers, etc. There is a large number of unclassified workers in this category, who are probably labourers.

4. Agriculture, Forestry, Dairy and Food Processing:
Male 45.1% Female 45.01%

Here it must be observed that the high correlation of the number of men and women in the farming categories gives validity to this sampling. The normal correlation between male and female farm workers is high because of the family groups working farms. Of the

total number in this category, 82% of the men and 84% of the women were listed in farming. There was a notable lack of workers in forestry, only 7 men being listed as such.

5. Health and Sanitation: Male .60%; Female 1.74%

There was a lack of medical personnel among the men. This can probably be explained by the fact that almost all the doctors were in the Army. In fact, of the total population of close to 26,000, there were only 2 dentists and 1 doctor among the men. Among the women, of the 48 listed in this category, 27 were classified as nurses and 12 as hospital attendants. This large percentage of nurses is probably due to lack of standards for classifying nurses.

6. Communications, Supply and Transport: Male 7.7%; Female .79%

61% of the men in this category were listed as auto-mechanics or drivers. The high percentage is probably due to skill acquired in work with occupation armies and/or from training in UNRRA camps. Approximately 16% are listed as railroad workers. Here, perhaps, there was an over-evaluation of the term "railroad worker".

7. Special Services: Male 18.20%; Female 35.44%

The large percentage among the female population is due to the fact that this classification includes domestic workers, of which there were 50% and also seamstresses of which there were 25%, food handlers 15% and 10% miscellaneous. Among the men, approximately 50% in this category were listed as artisans, including blacksmiths, locksmiths, shoemakers, printers and tailors. 21% were listed as food handlers.

8. Professional and Arts: Male 1.84%; Female 1.36%

A further breakdown of job categories within this grouping would show nothing significant. It is only important to note the almost total absence of these professional workers and artists amongst our Polish DP population.

9. Metal Trades: Male 4.50%; Female 2.93%

It is interesting to note that in this job grouping, where the general assumption was that the Poles were deficient, there are a good number of skilled technicians. Perhaps the combination of war-acquired skill, retraining by the Germans and/or vocational schooling in UNRRA centres may account for this situation. Among the men, 21% were listed as machine operators, 27% as machinists, 14% as welders, 9% as metalsmiths, 17% as steelworkers. Of the women in this category 55% were listed as machine-operators. Here, as is usually the case, in classifying machine operators, it is believed that this group consisted mainly of assembly-line workers, rather than truly skilled machine operators.

The following is an analysis of results of registration of the Baltic Group:

1. Administration and Clerical: Male 21.45%; Female 25.6%

This percentage bears out the assumption that one of the characteristics of the Baltic population is the large number of "white-collar" workers. This category represents close to 25% of the total Baltic population. 34% of the males were classified as general clerks, 22% as accountants and bookkeepers, 28% as "businessmen" and executives, 13% as salesmen and the rest miscellaneous occupations. In the female population, 45% were general clerks, 16% saleswomen, 12% accountants and bookkeepers, 5% executives and administrators, and the rest miscellaneous.

2. Mining, Chemicals and Processing: Male .21%; Female 0.

Not sufficient in the sample to have any validity.

3. Construction and Maintenance: Male 7.96%; Female .58%

Here, as with the Poles, is found a good distribution of all building trade workers. These comprise 71% of the total. more important, however, is that of the total, 17% include the more highly skilled technicians, such as architects, surveyors and draughtsmen, which were lacking among the Poles.

4. Agriculture, Forestry, Dairy and Food Processing:
Male 21.65%; Female 8.18%

The lack of correlation between the men and women engaged in agriculture is open to conjecture. Perhaps it can be explained on the basis that schooling and working opportunities were more readily available for the Baltic women, or it may be based on the type of DPs who came to Germany. 94% of the men and 99% of the women were engaged in farming. Again, there is a notable lack of men in forestry.

5. Health and Sanitation: Male 3.04%; Female 8.81%

It is most interesting to note that in this category the women outnumber the men 2 - 1. This is not only due to the number of nurses, (99) but also to the fact that there are 33 women dentists as compared with only 4 male dentists, and 44 women pharmacists as compared with 24 male pharmacists. This is not believed to be excessive, for a feature of the dental and pharmaceutical professions in the Baltic States is that they are predominantly staffed by women.

6. Communications, Supply and Transport: Male 14.58%; Female 1.42%

Here again, this group is dominated by men classified as either auto-mechanics or drivers: 62% were in this category, 16% classified as railroad workers and 9% as radio repairmen, operators or telephone installers. Of the 39 women in this group, 27 were telephone operators.

7. Special Services: Male 11.34%; Female 38.5%

Artisans including jewellers, locksmiths, printers, blacksmiths and shoemakers, claim 57% of the men, food handlers 15% and 21% classified as gardeners, guards and other protective services. For the women 62% were domestic workers, 23% seamstresses and 8% food handlers. 26 women were classified as barbers as compared with only 16 among the male population.

8. Professional and Arts: Male 15.29%; Female 11.91%

In this category, there is the pattern of a large number of intellectuals. Among the men, 18% of this total were artists, musicians and writers, 21% engineers, 21% teachers, 16% lawyers, 5% agronomists, 4% chemists and 3% clergymen. The number of welfare workers among the men was extremely low, only 6 being in this category. Among the women, 63% were listed as teachers, 16% as artists, writers or musicians, 6% welfare workers (there were 20 in this category) and 2% chemists.

9. Metal Trades: Male 2.83%; Female .70%

In comparison with the Polish population, there seems to be a lack of skilled men in this classification. Among the men, 33% were machine operators, 35% machinists and millwrights, 8% as welders, 9% as steelmen and 10% as toolmakers.

10. Miscellaneous Processing: Male 1.65%; Female 1.93%

Of the 53 women in this category, 43 were classified as textile workers and of the 55 men, 28 were woodworkers and 10 textile workers, with a scattering of skills such as leather, paper and rubber manufacturing.

The results of the sampling may be said to be more than satisfactory. The sample does give a good cross-section of the skills available in the DP population, and will be most useful information for the Governments, as well as for future programming by the DP Operations, Germany. It contains information which should be valuable to both ERO and Washington in connection with recommendations to be made to the UNRRA Council and UNO.

The experience gained from this sample registration will have the effect of not only improving standards of reporting, but also providing a more careful check of registration already done. Most important, it has made all levels of the Operation aware of the importance of occupational registration and classification.

Prepared by:

Relief Services Department
and
Reports & Analysis Division

UNRRA CENTRAL HEADQUARTERS
GERMANY

1 Enclosure - Statistical Tables

GERMANY
MAY, 1946.

UNRRA
CENTRAL HEADQUARTERS GERMANY
APO 757 BAOR

STATISTICAL DATA
for the
OCCUPATIONAL REGISTRATION SAMPLING and PROJECTION
of
SELECTED DISPLACED PERSONS POPULATION : GERMANY

<u>CONTENTS</u>	<u>PAGE</u>
A. Population used in Sample	1
B. Total Population used in Projection	1
C. Occupational Grouping in Sample	2
D. Occupational Grouping of Total Population	2
E. Percentage of Employable Population in Occupational Grouping	3
F. Data on Polish Population	4-5
G. Data on Baltic Population	6-7
H. Data on Jewish Population	8-9
I. Data on Yugoslav Population	10-11

Reports & Analysis Division.
Central Headquarters
20 June 1946

GERMANY
MAY, 1946.

PAGE: 1

RECAPITULATION OF DATA USED FOR PROJECTION BY OCCUPATION GROUPINGS OF EMPLOYABLE D. P. s

D. P. OPERATIONS : GERMANY : MAY 1946

I. TOTAL POPULATION OF SAMPLE 26,436

A.	<u>Total</u>	<u>Male</u>	<u>Female</u>	<u>16 years & under</u>
Polish	12,321	6,129	4,331	1,861
Baltic	10,158	4,031	3,982	2,145
Jewish	1,700	867	604	229
Yugoslav	2,257	905	719	633
	<u>26,436</u>	<u>11,932</u>	<u>9,636</u>	<u>4,868</u>

TOTAL EMPLOYABLES 17 YEARS AND OVER: 15,923

B.	<u>Total</u>	<u>Male</u>	<u>Female</u>
Polish	7,736	4,808	2,928
Baltic	6,141	3,395	2,746
Jewish	984	593	391
Yugoslav	1,062	737	325
	<u>15,923</u>	<u>9,533</u>	<u>6,390</u>

II. TOTAL POPULATION (used as basis for Projection) 686,800

A.	<u>Total</u>	<u>Male</u>	<u>Female</u>	<u>16 years & under</u>
Polish	442,000	216,000	150,000	76,000
Baltic	173,000	74,000	63,000	36,000
Jewish	55,400	31,200	20,700	3,500
Yugoslav	16,400	9,700	4,100	2,600
	<u>686,800</u>	<u>330,900</u>	<u>237,800</u>	<u>118,100</u>

EST. EMPLOYABLES OF TOTAL POPULATION (17 YEARS & OVER) USED FOR PROJECTION: 420,500

B.	<u>Total</u>	<u>Male</u>	<u>Female</u>
Polish	271,000	169,000	102,000
Baltic	105,000	62,000	43,000
Jewish	34,700	21,300	13,400
Yugoslav	9,800	7,900	1,900
	<u>420,500</u>	<u>260,200</u>	<u>160,300</u>

GERMANY
MAY, 1946.

RECAPITULATION OF DATA USED FOR PROJECTION BY OCCUPATION GROUPINGS OF EMPLOYABLE D. P. s

PAGE: 2

III. OCCUPATIONAL GROUPING IN SAMPLE

OCCUPATIONAL GROUP	TOTAL	Polish	Baltic	Jewish	Yugoslav
A. Administrative - Clerical - Commercial	1,990	341	1,486	92	71
B. Mining - Chemicals & Processing	128	106	7	2	13
C. Construction - Maintenance	921	540	286	45	50
D. Agriculture - Forestry - Dairy - Food Proc.	4,920	3,491	986	161	282
E. Health - Sanitation	456	75	345	25	11
F. Communications - Supply & Transportation	1,037	389	537	57	54
G. Special Services	4,181	1,915	1,442	383	441
H. Professional & Arts	1,035	128	846	38	23
J. Metal Trades	484	287	98	35	64
K. Miscellaneous Processing	628	397	108	70	53
O. Other	143	67	-	76	-
GRAND TOTAL	15,923	7,736	6,141	984	1,062

IV. ESTIMATED EMPLOYABLE POPULATION
BY OCCUPATIONAL GROUPING BASED ON SAMPLE

OCCUPATION GROUP	TOTAL	Polish	Baltic	Jewish	Yugoslav
A. Administrative - Clerical - Commercial	40,959	11,926	25,167	3,231	635
B. Mining - Chemicals & Processing	4,080	3,756	130	70	124
C. Construction - Maintenance	26,148	18,809	5,184	1,619	536
D. Agriculture - Forestry - Dairy - Food Proc.	148,143	122,129	17,370	5,669	2,975
E. Health - Sanitation	9,419	2,789	5,673	873	84
F. Communications - Supply & Transportation	26,091	13,819	9,651	2,047	574
G. Special Services	107,388	66,907	23,586	13,445	3,450
H. Professional & Arts	20,663	4,497	14,601	1,339	226
J. Metal Trades	14,269	10,594	1,786	1,223	666
K. Miscellaneous Processing	18,268	13,373	1,852	2,513	530
O. Other	5,072	2,401	-	2,671	-
GRAND TOTAL	420,500	271,000	105,000	34,700	9,800

GERMANY
MAY, 1946.RECAPITULATION OF DATA USED FOR PROJECTION BY OCCUPATION GROUPINGS OF EMPLOYABLE D. P. sV. PERCENTAGE OF EMPLOYABLE POPULATION IN OCCUPATIONAL GROUPINGS

OCCUPATIONAL GROUP	Polish		Baltic		Jewish		Yugoslav	
	Male	Female	Male	Female	Male	Female	Male	Female
A. Administrative - Clerical - Commercial	3.90	5.23	21.45	27.60	7.60	12.03	6.11	8.00
B. Mining - Chemicals and Processing	2.06	.27	.21	-	.33	-	1.36	.92
C. Construction - Maintenance	9.50	2.70	7.96	.58	7.60	-	6.79	-
D. Agriculture - Forestry - Dairy - Food Processing	45.10	45.01	21.65	8.12	15.35	17.90	36.91	3.08
E. Health - Sanitation	.60	1.74	3.04	8.81	1.68	3.34	.54	2.15
F. Communications - Supply and Transport	7.70	.79	14.58	1.42	9.61	-	7.19	..31
G. Special Services	18.20	35.44	11.34	38.50	32.72	48.33	24.28	80.62
H. Professional and Arts	1.84	1.36	15.29	11.91	3.87	3.84	2.57	1.23
J. Metal Trades	4.30	2.93	2.83	.07	2.53	5.11	8.14	1.23
K. Miscellaneous Processing	6.00	3.17	1.65	1.93	11.80	-	6.11	2.46
O. Other	.60	1.36	-	-	6.91	8.95	-	-

PROJECTION OF EMPLOYABLE POLISH D. P.s BY OCCUPATION GROUPINGS

D. P. OPERATIONS : GERMANY : MAY 1946

I. BASIS FOR PROJECTION:

a. Number of Centers sampled:

3 in U.S. Zone; 2 in British Zone; 1 in French Zone.

b. Total population of sample:

12,321

(1) Male 6,129 = 49.7%
(2) Female 4,331 = 35.2%
(3) 16 yrs. and under 1,861 = 15.1%

c. Estimated number of employables

17 yrs. and over:

7,736

(1) Male 4,808
(2) Female 2,928

d. Percent. of total sample population employable: 62.78

e. Of the population 17 years and over, the estimated percentage of employables

(1) Male 78.4%
(2) Female 67.6%

II. GENERAL DATA ON TOTAL POLISH POPULATION:

a. Total Polish population in UNRRA Centers:

442,000

(1) Male 216,000 = 48.9%
(2) Female 150,000 = 35.2%
(3) 16 yrs. and under 76,000 = 17.2%

b. Estimated employables based on sample:

271,000

(1) Male 169,000
(2) Female 102,000

c. Estimated percentage of population employable:

61.3%

d. Of the population 17 years and over, the estimated percentage of employables

(1) Male 78.4%
(2) Female 67.6%

PROJECTION OF EMPLOYABLE POLISH D.P.s BY OCCUPATION.

OCCUPATIONAL GROUP.	T O T A L.				M A L E.		F E M A L E.	
	No. in	Projected Against	% (Per Cent)		Projected Against	%(Per Cent)		
	Sample.	Employ. Pop. (271,000)	In Sample.		Employ. Pop. (169,000)	In Sample.	Employ. Pop. (102,000)	
	No.		No.	%		No.	%	
A. Administrative - Clerical Commercial	347	11,926	185	3.90	6,591	156	5.23	
B. Mining - Chemicals & Processing.	106	3,756	98	2.06	3,481	8	.27	
C. Construction - Maintenance.	540	18,809	458	9.50	16,055	82	2.70	
D. Agriculture - Forestry - Dairy- Food Processing.	3,491	122,129	2,173	45.10	76,219	1,318	45.01	
E. Health - Sanitation.	75	2,789	27	.60	1,014	48	1.74	
F. Communications - Supply & Transportation.	389	13,819	370	7.70	13,013	19	.79	
G. Special Services.	1,915	66,907	877	18.20	30,758	1,038	35.44	
H. Professional & Arts.	128	4,497	88	1.84	3,110	40	1.36	
J. Metal Trades.	287	10,594	216	4.50	7,605	86	2.93	
K. Miscellaneous Processing.	397	13,373	289	6.00	10,140	93	3.17	
O. Other	67	2,401	27	.60	1,014	40	1.36	
TOTAL	7,736	271,000	274,808	-	169,000	2,928	-	

PROJECTION OF EMPLOYABLE BALTIC D.P.s BY OCCUPATION GROUPINGS

D. P. OPERATIONS : GERMANY : MAY 1946

I. BASIS FOR PROJECTION:

a. Number of Centers sampled:

1 in British Zone; 2 in U.S. Zone.

b. Total population of sample:

10,153

(1) Male 4,031 = 39.7%
 (2) Female 3,982 = 39.2%
 (3) 16 yrs. and under 2,145 = 21.1%

c. Estimated number of employables
17 years and over:

6,141

(1) Male 3,395
 (2) Female 2,746

d. Percent. of total sample population employable: 60.45%

e. Of the population 17 years and over, the
estimated percentage of employables

(1) Male 84.2%
 (2) Female 69.0%

II. GENERAL DATA ON TOTAL BALTIC POPULATION:

a. Total Baltic population in UNRRA Centers:

173,000

(1) Male 74,000 = 42.8%
 (2) Female 63,000 = 36.4%
 (3) 16 yrs. and under 36,000 = 20.8%

b. Estimated employables based on sample:

105,000

(1) Male 62,000
 (2) Female 43,000

c. Estimated percentage of population employable:

60.69

d. Of the population 17 years and over, the
estimated percentage of employables

(1) Male 84.2%
 (2) Female 69.0%

PROJECTION OF EMPLOYABLE BALTIMORE D.P.s BY OCCUPATION.

OCCUPATIONAL GROUP.	T O T A L.		M A L E		F E M A L E.	
	No in Sample.	Projected Against Employ. Pop. (105,000)	(per cent) No. In Sample.	Projected Against Employ. Pop. (62,000)	(Per Cent) No. In Sample.	Projected Against Employ. Pop. (43,000)
A. Administrative - Clerical Commercial.	No. 1,486	25,167	No. 728	21.45	13,299	758 27.60 11,868
B. Mining - Chemicals & Processing	7	130	7	.21	130	- - -
C. Construction & Maintenance	286	5,114	270	7.96	4,935	16 .58 249
D. Agriculture - Forestry - Dairy - Food Processing	906	17,370	734	21.65	13,423	252 8.18 3,947
E. Health & Sanitation	345	5,673	103	3.04	1,885	242 8.81 3,788
F. Communications - Supply & Transportation.	537	9,651	490	14.50	9,040	39 1.42 611
G. Special Services.	1,442	23,586	385	11.34	7,031	1,057 38.50 16,555
H. Professional & Arts	846	14,601	519	15.29	9,480	327 11.91 5,121
J. Metal Trades	98	1,786	96	2.83	1,755	2 .07 31
K. Miscellaneous Processing.	108	1,852	55	1.65	1,022	53 1.93 830
 TOTAL.	 6,141	 105,000	 3,395	 -	 62,000	 2,746 - 43,000

PROJECTION OF EMPLOYABLE JEWISH D.P.s BY OCCUPATION GROUPINGS

D. P. OPERATIONS : GERMANY ; MAY 1946

I. BASIS FOR PROJECTION:

a. Number of Centers sampled:

1 in U.S. Zone.

b. Total population of sample:

1,700

(1) Male	867	=	51.0%
(2) Female	604	=	35.5%
(3) 16 yrs. and under	229	=	13.5%

c. Estimated number of employables

17 years and over:

984

(1) Male	593
(2) Female	391

d. Percent. of total sample population employable: 57.7%

e. Of the population 17 years and over, the estimated percentage of employables

(1) Male	68.4%
(2) Female	64.7%

II. GENERAL DATA ON TOTAL JEWISH POPULATION:

a. Total Jewish population in UNRRA Centers:

55,400

(1) Male	31,200	=	56.3%
(2) Female	20,700	=	37.4%
(3) 16 yrs. and under	3,500	=	6.3%

b. Estimated employables based on sample:

34,700

(1) Male	21,300
(2) Female	13,400

c. Estimated percentage of population employable:

62.6%

d. Of the population 17 years and over, the estimated percentage of employables

(1) Male	68.4%
(2) Female	64.7%

PROJECTION OF EMPLOYABLE JEWISH D.P.s BY OCCUPATION.

OCCUPATIONAL GROUP.	TOTAL.				M A L E.				F E M A L E.			
	No. in	Projected Against	% (Per Cent)		Projected Against	% (Per Cent)		Projected Against	% (Per Cent)		Projected Against	
	Sample.	Employ. Pop. (34,700)	In Sample.		Employ. Pop. (21,300)	In Sample.		Employ. Pop. (13,400)				
	No.		No.	%		No.	%		No.	%		
A. Administrative - Clerical Commercial.	92	3,231	45	7.60	1,619	47	12.03	1,612				
B. Mining - Chemicals & Processing.	2	70	2	.33	70	-	-	-				
C. Construction - Maintenance.	45	1,619	45	7.60	1,619	-	-	-				
D. Agriculture - Forestry - Dairy- Food Processing.	161	5,669	91	15.35	3,270	70	17.90	2,399				
E. Health - Sanitation.	25	873	10	1.63	358	15	3.84	515				
F. Communications - Supply & Transportation.	57	2,047	57	9.61	2,047	-	-	-				
G. Special Services.	383	13,445	194	32.72	6,969	189	40.33	6,476				
H. Professional & Arts.	30	1,339	23	3.87	824	15	3.84	515				
J. Metal Trades.	35	1,223	15	2.53	539	20	5.11	684				
K. Miscellaneous Processing.	70	2,513	70	11.80	2,513	-	-	-				
O. Other.	76	2,671	41	6.91	1,472	35	8.95	1,199				
TOTAL.	984	34,700	593	-	21,300	391	-	13,400				

PROJECTION OF EMPLOYABLE YUGOSLAV D.P.s BY OCCUPATION GROUPINGS

D. P. OPERATIONS : GERMANY : MAY 1946

I. BASIS FOR PROJECTION:

a. Number of Centers sampled:

1 in U.S. Zone

b. Total population of sample:

2,257

(1) Male 905 = 40.1%
 (2) Female 719 = 31.9%
 (3) 16 yrs. and under 633 = 28.0%

c. Estimated number of employables 17 yrs. and over:

1,062

(1) Male 737
 (2) Female 325

d. Percent. of total sample population employable: 47%

e. Of the population 17 years and over, the percentage employable

(1) Male 81.4%
 (2) Female 45.2%

Note:

The validity and reliability of the sample on the Yugoslavs is questioned, due to a number of factors: (a) smallness of the sample; (b) the abnormal number of children under 16; (c) the fact that 25% of the total employables were classified as domestic workers.

II GENERAL DATA

a. Total Yugoslav population in UNRRA Centers:

16,400

(1) Male 9,700 = 59.1%
 (2) Female 4,100 = 25.0%
 (3) Under 16yrs. 2,600 = 15.9%

b. Estimated employables based on sample:

9,800

(1) Male 7,900
 (2) Female 1,900

c. Estimated percentage of population employable:

59.7%

d. Of the population 17 years and over, the estimated percentage of employables

(1) Male 81.4%
 (2) Female 45.2%

PROJECTION OF EMPLOYABLE YUGOSLAV D.P.s BY OCCUPATION.

OCCUPATIONAL GROUP.	TOTAL.				M A L E.				F E M A L E			
	No. in	Projected Against		% (Per Cent)	Projected Against		% (Per Cent)	Projected Against		% (Per Cent)	Projected Against	
	Sample.	Employ. Pop. (9,800)	In Sample.	Employ. Pop. (7,900)	In Sample.	Employ. Pop. (1,900)	In Sample.	Employ. Pop. (1,900)				
	No.		No.	%		No.	%		No.	%		
A. Administrative - Clerical Commercial.	71	635	45	6.11	483	26	8.00	152				
B. Mining - Chemicals & Processing.	13	124	10	1.36	107	3	.92	17				
C. Construction - Maintenance	50	536	50	6.79	536	-	-	-				
D. Agriculture - Forestry - Dairy - Food Processing	202	2,975	272	36.91	2,916	10	3.03	59				
E. Health-Sanitation	11	64	4	.54	43	7	2.15	41				
F. Communications - Supply & Transportation.	54	574	53	7.19	568	1	.31	6				
G. Special Services.	441	3,450	179	24.23	1,916	262	60.62	1,532				
H. Professional & Arts.	23	226	19	2.57	203	4	1.23	23				
J. Metal Trades	64	666	60	8.14	643	4	1.23	23				
K. Miscellaneous Processing.	53	530	45	6.11	483	8	2.46	47				
TOTAL.	1,062	9,800	737	-	7,900	325	-	1,900				

DISTRIBUTION

1 : ACOS, G-5 Division.
2 : DACOS, G-5 "
3 : G-5, Supply & Economics Branch. (Attn:Maj.Gen.F.F.Scowden)
4 : G-5, " " " (Attn:Lt.Col.Bailey)
5-6: G-5, Information Branch. (Attn:Major Barnes)
7-9: G-5, Public Relations Group. (Attn:Lt.Col.Lovejoy)
10-11: G-4, Division. (Attn:Lt.Col.Wood & Capt.Woods)
12 : SHAEF Mission (Belgium) (Attn:G-5, DP Branch)
13 : SHAEF Mission (France) (Attn:G-5, DP Branch)
14 : SHAEF Mission (Netherlands) (Attn:G-5, DP Branch)
15 : Communications Zone. APO 887 (Attn:G-5, DP Branch)
16 : Political Div. US.Gp.CC(Germany) (Attn:Mr.W.B.Lockling)
17 : Manpower Div., US.Gp.CC(Germany) (Attn:Lt.Col.Albert H.Aronson)
18-19: US Gp.CC (Germany) (PW & DP Div.) (Attn:Lt.Col.Fuller)
20 : US Gp.CC (Austria) (PW & DP Div.)
21 : Control Commission/Germany (BE) (Attn:Lt.Col. L.H.F.Sanderson)
22 : " " " " (Attn:Lt.Col.F.C.Davis, M.C.)
23 : " " Austria " (Attn: PW & DP Division)
24 : US Political Officer (PW Section)
25 : BR Political Officer (PW Section)
26 : Director, Civil Affairs, War Department.
27 : War Office (CA/DP), Hotel Victoria, London. WC2. (Attn:Lt.Col.Hammer)
28-29: AFHQ., G-5, DP Section.
30 : Allied Commission (Italy) (Attn: DP Sub-Commission)
31 : SHAEF Rear (Attn: DP Branch)
32 : UNRRA ERO, 11A Portland Pl., W1. (Attn:Mr.F.C.Kettle) (thru SHAEF Rear)
33 : IGC, 19 Hill St. Berkeley Sq. W1 (Attn:Sir H.Emerson) (thru SHAEF Rear)
34 : Major-General Dragun, G-1. FWX.
35-36: G-1 Division. FWX.
37 : Air Staff.
38 : Statistics Section, SGS
39-40: OSS Mission, APO 655 (Attn:LT.E.J.Carroll)
41 : Office of Chief of Transportation, Control & Planning Div. (Attn.Col.Murriel)
42 : Office of Chief of Transport (FWD), APO 655. (Attn:Lt.Col.G.N.Olsen)
43 : PWD, 66 Rue Pierre Charron, Paris. (Attn:Mr.C.D.Jackson)
44 : EOU, US Embassy, London. W.1. (Attn:Mr.Nat Pincus)
45-46: 15 A Gp. for US Gp.CC (Austria) APO 777. (Attn:Lt.Col.D.Stavens)

Nationality Breakdown of Displaced Persons on Hand in CHATEL Zone as of 4th July 1945.

Nationality	12 ARMY GROUP										6 ARMY GROUP (1 FRENCH Army)		
	7 US Army		3 US Army		15 US Army		Total		Grand Total		In Camps	Outside	Total
	In Camps	Outside	In Camps	Outside	In Camps	Outside	In Camps	Outside					
French.	1,724	U	2,108	3,000	216	200	4,048	3,200	7,248		51		51
Belgian	386	N	1,026	1,000	22	50	1,434	1,050	2,484		1		1
Dutch	1,241	R	1,516	1,000	44	50	2,801	1,050	3,851		5		5
Luxembourgeois	38	E	27	100	15	25	80	125	205				
Russian	36,747	P	21,245	9,700	898	750	58,890	10,450	69,340		76,674		76,674
Polish	198,800	O	212,772	9,000	18,421	500	429,993	9,500	439,493		25,715		25,715
Yugoslav	14,808	R	80,052	4,000	1,417	100	96,277	4,100	100,377		3,966		3,966
Czechoslovak	1,848	T	3,570	1,000	63	10	5,481	1,010	6,491		579		579
Bulgarian	126	E	602	1,000	153	10	881	1,010	1,891				
Greek	2,535	D	4,375	1,000	77	100	6,987	1,100	8,087		712		712
Other Allied	18,189		27,467	3,000	487	500	46,143	3,500	49,643				
Italians	66,034		33,660	200	9,951	25	109,645	225	109,870		7,340		7,340
Other Ex-Enemy	18,597		517,091x	1,000	-	-	535,688	1,000	536,688		2,251		2,251
TOTAL	361,073		905,511	35,000	31,764	2,320	1,298,348	37,320	1,335,668		117,180		117,180
Including 288,833 Germans, 144,854 Hungarians, 3987 Austrians, 18,075 Rumanians, 839 Serbs, 41 Spaniards and 60,462 Unknown.													

21 ARMY GROUP									
Nationality	1 Corps		8 Corps		30 Corps		Total		Grand Total
	In Camps	Outside	In Camps	Outside	In Camps	Outside	In Camps	Outside	
French									
Belgian	7,000		1,000		3,000		11,000		5,000
Dutch									3,750
Luxembourgeois									2,000
Russian	352,000	41,000	6,000	2,000	78,000	2,000	436,000	45,000	250
Polish	108,000	22,000	99,000	26,000	214,000	36,000	421,000	84,000	481,000
Yugoslav	13,000		13,000		35,000		61,000		505,000
Czechoslovak	1,000		4,000		11,000		16,000		61,000
Greek	1,000		500		500		2,000		16,000
Italian	71,000	29,000	33,000	7,000	76,000		180,000	36,000	2,000
Others	3,000	14,000	18,500	14,000	12,500	31,000	34,000	59,000	216,000
TOTAL	556,000	106,000	175,000	49,000	430,000	69,000	1,167,000	224,000	1,385,000

RECEIVED

12 JUL 1945
U. N. R. R. A.
MAIL UNITRESTRICTED.SUPREME HEADQUARTERS
ALLIED EXPEDITIONARY FORCE
G-5 Division
Displaced Persons Branch

SHAEF/G5/DF/2912/1.2.

6th July 1945.

MEMORANDUM

TO: See Distribution.

SITUATION - REPORT NO. 26.I. Summary of Current Situation.

	<u>Requiring Repatriation.</u>	<u>Repatriated.</u>
Allied, Italians, Unclassified,	2,363,000	3,844,629
Other Ex-Enemy	475,000	9,499
TOTAL	2,838,000	3,854,128
	76,692,128/	

II. Current Situation by Nationality.

<u>Nationality.</u>	<u>Requiring Repatriation.</u>	<u>Repatriated.</u>
Belgians	7,000	257,556 (2 July)
Czechoslovaks	23,000	40,006 (4 July)
Danes	1,000	5,000 (Est.)
Dutch	6,000	213,000 (2 July)
French	13,000	1,401,900 (4 July)
Greeks	11,000	61 (4 July)
Luxembourgers	1,000	6,000 (Est.)
Norwegians	1,000	5,500 (Est.)
Poles	970,000	16,319 (4 July)
Russians	627,000	1,710,656 (4 July)
Yugoslavs	166,000	2,441 (4 July)
Stateless	Unknown	Unknown
Other Allied	50,000	1,471 (4 July)
Italians	333,000	169,119 (4 July)
Unclassified	154,000	15,600 (4 July)
	2,363,000	3,844,629
Other Ex-Enemy	475,000	9,499 (4 July)
TOTAL	2,838,000	3,854,128

- a. Russians. It is estimated that the total repatriation figure of 1,710,656 includes approximately 300,000 Soviet citizens who were moved into that part of the Soviet Zone occupied prior to 4 July by British and American forces and who were left in the area following the withdrawal of those forces. Not included in these figures are the 40,000 Russians still reported in France (27,500 in camps, and an estimated 12,500 out of camps), nor the 750 (478 known, with remainder estimated) still in Belgium.
- b. The figures given above represent the latest available information on the total numbers repatriated. PWs are included with displaced persons, as national authorities make little distinction between the two categories in reporting.
- c. The 257,556 Belgians repatriated as at 2 July include 239,558 from Germany, 4,624 from Russia, 8,712 from France, 939 from Switzerland, and 3,723 from the U.K. Of the 244,182 repatriated from Germany and Russia, 8,551 were political prisoners, 61,656 were prisoners of war, 173,975 were displaced persons, and the remainder were unclassified. Of the total number repatriated, 12,469 have been repatriated by air.
- d. The Dutch repatriation figure as of 2 July was reported by the SHAEF Mission (Netherlands).

RESTRICTED

INDEXED

R E S T R I C T E D .

- e. Included in the French figure of 1,401,900 as of 4 July are 145,319 repatriated by air. In computing the French total, a 10% allowance for self-repatriates was added to the 1,274,946 reported by SHARP Mission (France).
- f. 21 Army Group reports 119,394 Western Europeans (French, Belgians, Dutch and Luxembourgers) received from the Soviet Zone as of 2 July. As of 27 June, 12 Army Group reported the reception of 225,027 Western Europeans --- 72,270 in the 3 U. S. Army area, 29,144 in the 7 U. S. Army area, and 123,613 in the former 9 U. S. Army area.
- g. The 16,319 repatriated Poles are those transferred from 12 Army Group to the Russians for repatriation, or to France for service in labor battalions or the Polish Army.

III Displaced Persons on Hand in Germany

<u>Army Group and Army</u>	<u>Date of Report</u>	<u>In Camps</u>	<u>Others Estimated</u>	<u>Totals</u>
7 US Army		361,073	Unreported	361,073
3 US Army		905,511	35,000	940,511
15 US Army		31,764	2,320	34,084
12 A. GP.	4 July	1,298,348	37,320	1,335,668
1 FR Army		117,237	-	117,237
6 A. GP.	24 June	117,237	-	117,237
1 Corps		556,000	106,000	662,000
8 Corps		175,000	49,000	224,000
30 Corps		430,000	69,000	499,000
21 A. GP.	2 July	1,161,000	224,000	1,385,000
GRAND TOTALS		2,576,585	261,320	2,837,905

- a. 7 US Army had not reported the number of displaced persons in its area outside of camps at the time of this report. Their figure was 45,710 on 22 June; it is thought that there has been a sharp decrease in this figure since that date.

b. For breakdown by nationality in each Army area, see Appendix I.

IV. The Norwegian Situation.

- a. Repatriated from Norway as of 4 July 45 are 64,796 Soviet citizens, 92 Dutch, 903 French, 390 Danish, and 75 Belgians.
- b. On hand in Norway as of 4 July 45 are 2,654 RMPs (1,614 Yugoslavs, 1,040 Poles). Of the displaced persons 11,059 were Poles, 3,190 Czechs, 1,449 Dutch, 1,100 French, 715 Balts, 542 Belgians, 229 Yugoslavs, 35 Danes, 7 Greeks, 4 Icelanders, 3 Iranians, and 420 other Allied nationals. Also on hand were 326,000 surrendered German forces, 11 Bulgarians, 815 Danzigers, 263 Finns, 163 Hungarians, 338 Italians, and 222 Rumanians.

V. UNRRA. As of 3 July, 332 UNRRA teams and 21 Voluntary Agency teams had been deployed. 891 people were at Granville. A total of 5,047 have been recruited.

VI. Allied Liaison Officers. The recent shifting of occupational zones has caused an extensive reshuffling of the Allied Liaison Officers. The fluidity of the current situation prevents any accurate report.

for H. H. MOFFITT, JR.,
COLONEL, G. S. C.,
EXECUTIVE OFFICER.

R E S T R I C T E D

RESTRICTED

SUPREME HEADQUARTERS
ALLIED EXPEDITIONARY FORCE
G-5 Division
Displaced Persons Branch

SHAEP/G5/DP/2912/1.2

3 July 1945

MEMORANDUM

TO : See Distribution

SITUATION REPORT NO. 25

In view of the changes taking place as a result of the withdrawal of British and American Forces from areas included in the Russian Zone of Occupation, it is impossible at this time to give detailed figures of displaced persons repatriated and still on hand. A report will be issued as soon as the position is stabilized and information is received regarding the number of Russian and other displaced persons left behind in the withdrawal area, as well as those non-Russian displaced persons moved out of the area into the proper American and British Zones.

A. H. HOFFITT, JR.,
COLONEL, G. S. C.,
EXECUTIVE OFFICER.

DISTRIBUTION

1	:	ACOS, G-5 Division	
2	:	DACOS, G-5 Division	
3	:	G-5, Supply & Economics Branch	(Attn: Maj. Gen. F.P. Scowden)
4	:	G-5, " " "	(Attn: Lt. Col. Bailey)
5-6	:	G-5, Information Branch	(Attn: Major Barnes)
7-9	:	G-5, Public Relations Group	(Attn: Lt. Col. Lovejoy)
10-11	:	G-4 Division	(Attn: Lt. Col. Wood & Capt. Woods)
12	:	SHAEP Mission (Belgium)	(Attn: G-5, DP Branch)
13	:	SHAEP Mission (France)	(Attn: G-5, DP Branch)
14	:	SHAEP Mission (Netherlands)	(Attn: G-5, DP Branch)
15	:	Communications Zone, APO 887	(Attn: G-5, DP Branch)
16	:	Political Div., US Gp. CC (Germany)	(Attn: Mr. W.B. Lockling)
17	:	Manpower Div., US Gp. CC (Germany)	(Attn: Lt. Col. A.H. Aronson)
18-19	:	US Gp. CC (Germany) (PW & DP Div)	(Attn: Lt. Col. Fuller)
20	:	US Gp. CC (Austria) (PW & DP Div)	
21-22	:	15 A Gp. for US Gp. CC (Austria) APO 777.	(Attn: Lt. Col. D. Stevens)
23	:	Control Commission/Germany (BE)	(Attn: Lt. Col. L.H.F. Sanderson)
24	:	" " " "	(Attn: Lt. Col. F.C. Davis, H.C.)
25	:	" " Austria "	(Attn: PW & DP Division)
26	:	US Political Officer (PW Section)	
27	:	BR Political Officer (PW Section)	
28	:	Director, Civil Affairs, War Department	
29	:	War Office (CA/DP), Hotel Victoria, London, WC2.	(Attn: Lt. Col. Hammer)
30-31	:	AFHQ., G-5, DP Section	
32	:	Allied Commission (Italy)	(Attn: DP Sub-Commission)
33	:	SHAEP REAR	(Attn: DP Branch)
34	:	UNRRA ERO, 11a Portland Pl., W1.	(Attn: Mr. F.C. Kettle) (thru SHAEP REAR)
35	:	IGC, 19 Hill St. Berkeley Sq. W1.	(Attn: Sir H. Emerson) (thru SHAEP REAR)
36	:	Major-General Dragan, G-1, FWX.	
37-38	:	G-1 Division, FWX.	
39	:	Air Staff	
40	:	Statistics Section, SGS	
41-42	:	OSS Mission, APO 655	(Attn: Lt. E.J. Carroll)
43	:	Office of Chief of Transportation, Control & Planning Div.	(Attn: Col. Murrell)
44	:	Office of Chief of Transport (FWD), APO 655	(Attn: Lt. Col. G.N. Olsen)
45	:	PWD, 66 Rue Pierre Charron, Paris.	(Attn: Mr. G.D. Jackson)
46	:	EOU, US Embassy, London, W1.	(Attn: Mr. Nat Pincus)

RESTRICTED

SUPREME HEADQUARTERS
ALLIED EXPEDITIONARY FORCE
G-5 Division
Displaced Persons Branch

SHAFF/G5/DP/2912/1.2

3 July 1945

MEMORANDUM

TO : See Distribution

SITUATION REPORT NO. 25

In view of the changes taking place as a result of the withdrawal of British and American Forces from areas included in the Russian Zone of Occupation, it is impossible at this time to give detailed figures of displaced persons repatriated and still on hand. A report will be issued as soon as the position is stabilized and information is received regarding the number of Russian and other displaced persons left behind in the withdrawal area, as well as those non-Russian displaced persons moved out of the area into the proper American and British Zones.

Attn: J. H. T.
A. H. HOFFETT, JR.,
COLONEL, G. S. C.,
EXECUTIVE OFFICER.

DISTRIBUTION

1	: ACOS, G-5 Division	
2	: DACOS, G-5 Division	
3	: G-5, Supply & Economics Branch	(Attn: Maj. Gen. F.F. Scowden)
4	: G-5, " " "	(Attn: Lt. Col. Bailey)
5-6	: G-5, Information Branch	(Attn: Major Barnes)
7-9	: G-5, Public Relations Group	(Attn: Lt. Col. Lovejoy)
10-11	: G-4 Division	(Attn: Lt. Col. Wood & Capt. Woods)
12	: SHAFF Mission (Belgium)	(Attn: G-5, DP Branch)
13	: SHAFF Mission (France)	(Attn: G-5, DP Branch)
14	: SHAFF Mission (Netherlands)	(Attn: G-5, DP Branch)
15	: Communications Zone, APO 887	(Attn: G-5, DP Branch)
16	: Political Div., US Gp. CC (Germany)	(Attn: Mr. W.B. Lockling)
17	: Manpower Div., US Gp. CC (Germany)	(Attn: Lt. Col. A.H. Aronson)
18-19	: US Gp. CC (Germany) (PW & DP Div)	(Attn: Lt. Col. Fuller)
20	: US Gp. CC (Austria) (PW & DP Div)	
21-22	: 15 A Gp. for US Gp. CC (Austria) APO 777.	(Attn: Lt. Col. D. Stevens)
23	: Control Commission/Germany (BE)	(Attn: Lt. Col. L.H.T. Sanderson)
24	: " " " "	(Attn: Lt. Col. F.C. Davis, H.C.)
25	: " " Austria "	(Attn: PW & DP Division)
26	: US Political Officer (PW Section)	
27	: BR Political Officer (PW Section)	
28	: Director, Civil Affairs, War Department	
29	: War Office (CA/DP), Hotel Victoria, London, WC2.	(Attn: Lt. Col. Hammer)
30-31	: AFHQ., G-5, DP Section	
32	: Allied Commission (Italy)	(Attn: DP Sub-Commission)
33	: SHAFF REAR	(Attn: DP Branch)
34	: UNRRA ERO, 11a Portland Pl., WL.	(Attn: Mr. F.C. Kettle) (thru SHAFF REAR)
35	: IGC, 19 Hill St. Berkeley Sq. WL.	(Attn: Sir H. Emerson) (thru SHAFF REAR)
36	: Major-General Dragoon, G-1, FWX.	
37-38	: G-1 Division, FWX.	
39	: Air Staff	
40	: Statistics Section, SGS	
41-42	: OSS Mission, APO 655	(Attn: Lt. E.J. Carroll)
43	: Office of Chief of Transportation, Control & Planning Div.	(Attn: Col. Murril)
44	: Office of Chief of Transport (FWD), APO 655	(Attn: Lt. Col. G.N. Olsen)
45	: FWD, 66 Rue Pierre Charron, Paris.	(Attn: Mr. C.D. Jackson)
46	: EOU, US Embassy, London, WL.	(Attn: Mr. Nat Pincus)

UNRRA ERO
11A Rutland Pl
W...

R E S T R I C T E D

SUPREME HEADQUARTERS
ALLIED EXPEDITIONARY FORCE
G-5 Division
Displaced Persons Branch

DP 24X

SHAEF/G5/DP/2912/1.2

26 June 1945

MEMORANDUM

TO : See Distribution

RECEIVED
2 - JUL 1945
U. N. R. R. A.
MAIL UNIT

SITUATION REPORT NO. 24

1. Repatriation

Requiring Repatriation	Repatriated
<u>2,738,965</u>	<u>3,494,739</u>
6,233,704	

<u>Nationality</u>	<u>Requiring Repatriation</u>	<u>Repatriated</u>
Belgians	6,000	252,556 (26 June)
Czechoslovaks	38,000	37,388 (25 June)
Danes	Unknown	Unknown
Dutch	5,000	195,500 (21 June?)
French	10,000	1,256,891 (24 June)
Greeks	9,000	-
Luxembourgers	1,000	6,000 (Est.)
Norwegians	Unknown	Unknown
Poles	814,000	15,519 (25 June)
Russians	850,000	1,569,131 (25 June)
Yugoslavs	90,000	2,051 (25 June)
Stateless	Unknown	Unknown
Other Allied	57,000	-
Italians	313,000	159,703 (25 June)
Other Ex-Enemy	435,000	-
Unclassified	<u>111,000</u>	-
<u>TOTAL</u>	<u>2,739,000</u>	<u>3,494,739</u>

- a. The figures given above represent the latest available information on the total numbers repatriated. PWs are included with displaced persons, as national authorities make little distinction between the two categories in reporting.
- b. The 252,556 Belgians repatriated as at 26 June include 234,984 from Germany, 4,624 from Russia, 5,636 from France, 893 from Switzerland, and 3,419 from the U.K. Of the total, 12,022 have been repatriated by air.
- c. The Dutch repatriation figure (including 6,500 former prisoners of war) as of 21 June was reported by the SHAEF Mission (Netherlands).
- d. Included in the French figure of 1,256,891 as of 24 June are 143,437 repatriated by air.
- e. 21 Army Group reports 112,176 Western Europeans (French, Belgians, Dutch and Luxembourgers) received from the Soviet Zone as of 23 June.
- f. The 15,519 repatriated Poles are those transferred from 12 Army Group to the Russians for repatriation, or to France for service in labor battalions or the Polish Army.
- g. Of the 1,569,131 Russians, 1,194,131 were transferred from 12 Army Group as of 25 June and 375,000 from 21 Army Group as of 23 June.

R E S T R I C T E D

INDEXED

R E S T R I C T E D

II Displaced Persons On Hand In Germany

<u>Army Group and Army</u>	<u>Date of Report</u>	<u>In Camps</u>	<u>Others Estimated</u>	<u>Totals</u>
7 US Army		350,241	Unreported	350,241
3 US Army		787,021	35,000	822,021
15 US Army		<u>33,447</u>	<u>2,320</u>	<u>35,767</u>
12 A GP.	26 June1,170,709	... 37,320	...1,208,029
1 FR Army		• 117,936	• -	• 117,936
6 A GP.	24 June	•... 117,936	•... -	•... 117,936
1 Corps		• 572,000	• 85,000	• 657,000
8 Corps		• 189,000	• 53,000	• 242,000
30 Corps		• <u>468,000</u>	• <u>46,000</u>	• <u>514,000</u>
21 A GP.	24 June	•...1,229,000	•...184,000	•...1,413,000
GRAND TOTALS		•...2,517,645	•...221,320	•...2,738,965

- a. 7 US Army had not reported the number of displaced persons in its area outside of camps by the time of this report. Their figure was 45,710 on 22 June; it is thought that there has been a sharp decrease in this figure since that date.
- b. The increase of some half million displaced persons in 1 Corps area, reflected in a corresponding increase in the 21 A Gp. area, is explained by 21 A Gp. as the result of 1 Corps taking over a sizeable area and number of displaced persons from 12 A Gp.
- c. For detailed breakdown by nationality in each Army area, see Appendix.

III UNRRA. As of 26 June, 285 UNRRA teams and 14 Voluntary Agency teams had been deployed. 1,089 people were at Granville. A total of 5,047 have been recruited.

IV Allied Liaison Officers. Deployment total as of 25 June was 802 - 207 French, 97 Belgian, 70 Dutch, 47 Czech, 144 Polish, 5 Norwegian, 4 Luxembourg, 3 Greek, 3 Danish, 38 Yugoslav, 152 Russian and 32 Italian.

A. H. HOFFITT, JR.,
COLONEL, G. S. C.,
EXECUTIVE OFFICER.

R E S T R I C T E D

APPENDIX

Nationality Breakdown of Displaced Persons On Hand In SHAEF Zone as of 26 June 1945

1 2 A R M Y G R O U P										6 A R M Y G R O U P (1 FRENCH Army)		
Nationality	7 US Army		3 US Army		15 US Army		Total		Grand Total			
	In Camps	Outside	In Camps	Outside	In Camps	Outside	In Camps	Outside		In Camps	Outside	Total
French	2,376		1,351	3,000	119	200	3,846	3,200	7,046			
Belgian	846		813	1,000	27	50	1,686	1,050	2,736	1	U	1
Dutch	-		770	1,000	32	50	802	1,050	1,852	5	N	5
Luxembourgais	25		25	100	4	25	54	125	179		R	
Russian	53,674		58,978	9,700	649	750	113,301	10,450	123,751	76,674	E	76,674
Polish	181,005		126,036	9,000	18,204	500	325,245	9,500	334,745	25,715	P	25,715
Yugoslav	12,259		30,925	4,000	1,344	100	44,528	4,100	48,628	3,966	O	3,966
Czechoslovak	1,837		10,167	1,000	46	10	12,050	1,010	13,060	579	R	579
Greek	2,337		4,246	1,000	76	10	6,659	1,010	7,669	712	T	712
Other Allied	33,587		22,017	1,000	-	100	55,604	1,100	56,704		E	
Italian	62,295		40,253	3,000	12,322	500	114,870	3,500	118,370	7,340	D	7,340
Bulgarian	-		547	200	152	25	699	225	924			
Others	-		490,893*	1,000	472	-	491,365	1,000	492,365	2,944		2,944
TOTAL	350,241		787,021	35,000	33,447	2,320	1,170,709	37,320	1,208,029	117,936		117,936
* Including 288,883 Germans; 145,764 Hungarians; and 56,246 Stateless and Unknown.												

		2 1		A R M Y		G R O U P				
		1 Corps		8 Corps		30 Corps		Total		Grand
Nationality	In Camps	Outside	In Camps	Outside	In Camps	Outside	In Camps	Outside	Total	
French										
Belgian			1,000	2,000	5,000		6,000	2,000	8,000	
Dutch										
Luxembourgais										
Russian	357,000	43,000	20,000	22,000	196,000	12,000	573,000	77,000	650,000	
Polish	108,000	22,000	96,000	26,000	181,000	21,000	385,000	69,000	454,000	
Yugoslav	13,000		7,000		17,000		37,000		37,000	
Czechoslovak	2,000		6,000		16,000		24,000		24,000	
Greek			500		500		1,000		1,000	
Italian	80,000	15,000	35,000	3,000	51,000	3,000	166,000	21,000	187,000	
Others	12,000	5,000	23,500	-	1,500	10,000	37,000	15,000	52,000	
TOTAL	572,000	85,000	189,000	53,000	468,000	46,000	1,229,000	184,000	1,413,000	

DISTRIBUTION

1 : ACOS, G-5 Division
2 : DACOS, G-5 "
3 : G-5, Supply & Economics Branch (Attn: Maj. Gen. F.F. Scowden)
4 : G-5, " " " (Attn: Lt. Col. Bailey)
5-6: G-5, Information Branch (Attn: Major Barnes)
7-8: G-5, Public Relations Group (Attn: Lt. Col. Lovejoy)
10-11: G-4 Division (Attn: Lt. Col. Wood & Capt. Woods)
12 : SHAEF Mission (Belgium) (Attn: G-5, DP Branch)
13 : SHAEF Mission (France) (Attn: G-5, DP Branch)
14 : SHAEF Mission (Netherlands) (Attn: G-5, DP Branch)
15 : Communications Zone, APO 887 (Attn: G-5, DP Branch)
16 : Political Div., US Gp. CC (Germany) (Attn: Mr. W.B. Lockling)
17 : Manpower Div., US Gp. CC (Germany) (Attn: Lt. Col. Albert H. Aronson)
18-19: US Gp. CC (Germany) (FW & DP Div.) (Attn: Lt. Col. Fuller)
20 : US Gp. CC (Austria) (FW & DP Div.)
21 : Control Commission/Germany (BE) (Attn: Lt. Col. L.H.F. Sanderson)
22 : " " " " (Attn: Lt. Col. F.C. Davis, M.C.)
23 : " " Austria " (Attn: FW & DP Division)
24 : US Political Officer (FW Section)
25 : BR Political Officer (FW Section)
26 : Director, Civil Affairs, War Department
27 : War Office (CA/DP), Hotel Victoria, London, WC2. (Attn: Lt. Col. Hammer)
28-29: AFHQ., G-5, DP Section.
30 : Allied Commission (Italy) (Attn: DP Sub-Commission)
31 : SHAEF REAR (Attn: DP Branch)
32 : UNRRA ERO, 11A Portland Pl., W1. (Attn: Mr. F.C. Kettle) (thru SHAEF REAR)
33 : IGC, 19 Hill St. Berkeley Sq. W1 (Attn: Sir H. Emerson) (thru SHAEF REAR)
34 : Major-General Dragan, G-1, FWX.
35-36: G-1 Division, FWX.
37 : Air Staff
38 : Statistics Section, SGS
39-40: OSS Mission, APO 655 (Attn: Lt. E.J. Carroll)
41 : Office of Chief of Transportation, Control & Planning Div. (Attn: Col. Murril)
42 : Office of Chief of Transport (FWD), APO 655. (Attn: Lt. Col. G.N. Olsen)
43 : FWD, 66 Rue Pierre Charron, Paris. (Attn: Mr. C.D. Jackson)
44 : EOU, US Embassy, London, W.1. (Attn: Mr. Nat Pincus)
45-46: 15 A Gp. for US Gp. CC (Austria) APO 777. (Attn: Lt. Col. D. Stevens)

66 m ff 45

SUPREME HEADQUARTERS
ALLIED EXPEDITIONARY FORCE

RESTRICTED

G-5 Division
Displaced Persons Branch

SHAFF/G-5/DP/2912/1.2

24 June 1945

MEMORANDUM:

TO : See Distribution.

SITUATION REPORT NO. 23

I. Current status by nationality:

<u>Nationality</u>	<u>Number Requiring Repatriation</u>	<u>Number Repatriated</u>
Belgians	7,000	247,790
Czechoslovaks	9,000	33,488
Danes	Unknown	Unknown
Dutch	7,000	195,500
French	18,000	1,243,600
Greeks	10,000	---
Luxembourgers	1,000	6,000
Norwegians	Unknown	Unknown
Poles	767,000	11,516
Russians	775,000	1,393,902
Yugoslavs	56,000	2,051
Stateless	Unknown	Unknown
Other Allied	39,000	---
Italians	332,000	136,043
Other Ex-Enemy	338,000	---
Unclassified	273,000	---
TOTAL	2,531,711	3,269,890

a) Included 190,000 German displaced persons in Czechoslovakia and 142,693 Hungarians.

II. Repatriation

Requiring Repatriation	2,531,711
Repatriated	3,269,890
Total	5,801,601

French	1,243,600 (21 June)	Russian	1,393,902 (22 June)
Belgian	247,790 (21 June)	Italian	136,043 (22 June)
Dutch	195,500 (21 June)	Yugoslav	2,051 (22 June)
Luxembourgish	6,000 (Est.)	Czechoslovak	33,488 (22 June)
Poles	11,516 (22 June)		
Total	3,269,890		

- The figures given above represent the latest available information on the total numbers repatriated. PWs are included with displaced persons, as national authorities make little distinction between the two categories in practice.
- Included in the French figure of 1,243,600 as of 21 June are 142,693 repatriated by air.
- The 247,790 Belgians repatriated as at 21 June include 233,416 from Germany, 4,624 from Russia, 5,636 from France, 893 from Switzerland, and 11,826 from the U.K. Of the total, 11,826 have been repatriated by air.
- The Dutch repatriation figure (including 6,500 former prisoners of war) as of 21 June 1945 was reported by the SHAFF Mission (Netherlands).
- The 11,516 repatriated Poles are those transferred from 12 Army Group to the Russians for repatriation or to France for service in labor battalions or the Polish Army.

RESTRICTED

- f. Of the 1,393,902 Russians, 1,038,902 were transferred from 12 Army Group as of 22 June and 355,000 from 21 Army Group as of 22 June.
- g. 21 Army Group reports 112,000 Western Europeans received from the Soviet Zone as of 22 June.

III. Displaced Persons on Hand in Germany.

a. Summary

<u>A. Gp.</u>	<u>Date of Report</u>	<u>In Camps</u>	<u>Others Estimated</u>	<u>Totals</u>
12	22 June	1,057,045	66,730	1,123,775
6 (1 FR Army)	22 June	117,936	None	117,936
21	22 June	<u>799,000</u>	<u>457,000</u>	<u>1,256,000</u>
	TOTAL	1,977,981	553,730	2,531,711

b. Totals by Armies Army

12 A Gp.	7 US	305,426	45,710	351,136
	3 US	714,874	18,700	733,574
	15 US	36,745	2,320	39,065
6 A Gp.	1 FR	117,936	-	117,936
21 A Gp.	1 Corps	46,000	379,000	425,000
	8 Corps	184,000	62,000	246,000
	30 Corps	<u>569,000</u>	<u>46,000</u>	<u>615,000</u>
	TOTAL	1,977,981	553,730	2,531,711

c. Breakdown by Nationality.

1. 12 A Gp. See Appendix 1.
2. 6 A Gp. Nationality Breakdown will be given in Report No. 24.
3. 21 A Gp. See Appendix 2.

IV. UNRRA As of 22 June, 280 UNRRA teams and 14 Voluntary Agency teams had been deployed. 1,107 people were at Granville. A total of about 4,729 have been recruited.

V. Allied Liaison Officers. Deployment total as of 21 June was 802 - 207 French, 97 Belgian, 70 Dutch, 47 Czech, 144 Polish, 5 Norwegian, 4 Luxembourgais, 3 Greek, 3 Danish, 38 Yugoslav, 152 Russian, 32 Italian.

A. H. Hoffitt, Jr.
A. H. HOFFITT, Jr.,
Colonel, G. S. C.,
Executive Officer.

RESTRICTED

DISTRIBUTION:

1	:	ACOS, G-5 Division.	
2	:	DACOS, G-5 Division.	
3.	:	G-5, Supply & Economics Branch	(Attn: Maj. Gen. F. F. Scowden)
4	:	G-5 " " "	(Attn: Lt. Col. Bailey)
5 - 6	:	G-5, Information Branch	(Attn: Major Barnes)
7 - 8	:	G-5, Public Relations Group	(Attn: Lt. Col. Lovejoy)
9 - 10	:	G-4 Division.	(Attn: Lt. Col. Wood & Capt. Woods)
11	:	SHAEE Mission (Belgium)	(Attn: G-5, DP Branch)
12	:	SHAEE Mission (France)	(Attn: G-5, DP Branch)
13	:	SHAEE Mission (Netherlands)	(Attn: G-5, DP Branch)
14	:	Communications Zone, APO 887	(Attn: G-5, DP Branch)
15	:	Political Div., US Gp CC (Germany)	(Attn: Mr. W. B. Lockling)
16 - 17	:	US Gp CC (Germany) (PW & DP Div.)	(Attn: Lt. Col. Fuller)
18	:	US Gp CC (Austria) (PW & DP Div.)	
19	:	Control Commission for Germany (BE)	(Attn: Col. L. H. F. Sanderson)
20	:	" " " " "	(Attn: Lt. Col. F. C. Davis, MC)
21	:	" " " Austria "	(Attn: PW & DP Division).
22	:	US Political Officer (PW Section)	
23	:	BR Political Officer (PW Section)	
24	:	Director, Civil Affairs, War Department.	
25	:	War Office (CA/DP), Hotel Victoria, London, W.C.2	(Attn: Lt. Col. Hammer)
26 - 27	:	AFHQ, G-5, DP Section.	
28	:	Allied Commission (Italy)	(Attn: DP Sub-Commission)
29	:	SHAEE Rear	(Attn: DP Branch)
30	:	UNRRA European Regional Office	(Attn: Mr. F.C. Kettle) thru SHAEE REAR
31	:	IGC, 19 Hill St., Berkeley Sq.,	(Attn: Sir Herbert Emerson) " " "
32	:	Major General Dragun, G-1, PWX. London, W.1.	
33 - 34	:	G-1 Division, PWX.	
35	:	Air Staff	
36	:	Statistics Section, SGS	
37 - 38	:	OSS Mission, APO 655.	(Attn: Lt. E. J. Carroll)
39	:	Office of Chief/Transportation, Control & Planning Div.	(Attn: Col. Hurvill)
40	:	PWD, 66 Rue Pierre Charron, Paris.	(Attn: Mr. C. D. Jackson).
41	:	US Gp CC, Manpower Division	(Attn: Lt. Col. Albert H. Aronson).
42	:	EOU., US Embassy, London, W.1.	(Attn: Mr. Nat Pincus)
43 - 44	:	15 A Gp. for US Gp. CC (Austria), APO 777.	(Attn: Lt. Col. D. Stevens)

Nationality Breakdown of Displaced Persons on Hand in Germany in 12 Army Group as of 22 June

	7 US Army		3 US Army		15 US Army		Total		Grand
	In Camps	Outside	In Camps	Outside	In Camps	Outside	In Camps	Outside	Total
French	2,852	8,200	2,070	2,000	162	200	5,084	10,400	15,484
Belgian	926	1,600	941	500	17	50	1,884	2,150	4,034
Dutch	1,106	1,550	833	500	27	50	1,966	2,100	4,066
Luxembourgeois	40	60	25	100	16	25	81	185	266
Russian	78,068	16,000	102,707	5,000	4,679	750	185,454	21,750	207,204
Polish	126,435	7,000	114,625	5,000	17,528	500	258,588	12,500	271,088
Yugoslav	7,581	3,000	38,345	2,000	1,309	100	47,235	5,100	52,335
Czechoslovak	1,162	1,050	4,692	500	14	10	5,868	1,560	7,428
Bulgarian	510	550	659	100	145	25	1,314	675	1,989
Greek	2,337	2,400	4,251	500	73	10	6,661	2,910	9,571
Other Allied	4,097	800	33,153	500	435	100	37,685	1,400	39,085
Italian	66,213	2,500	51,018	1,500	12,340	500	129,571	4,500	134,071
Other Ex-Enemy & others	14,099	1,000	361,555*	500	-	-	375,654	1,500	377,154
TOTAL	305,426	45,710	714,874	18,700	36,745	2,320	1,057,045	66,730	1,123,775

* including 190,000 Germans in Czechoslovakia, 148,512 Hungarians and 23,043 stateless and unknown.

Nationality Breakdown of Displaced Persons on Hand in Germany in 21 Army Group as of 22 June.

APPENDIX 2

	1st Corps		8th Corps		30th Corps		Total		Grand
	In Camps	Outside	In Camps	Outside	In Camps	Outside	In Camps	Outside	Total
French			{						}
Belgian									
Dutch									
Luxembourgais									
Russian	13,000	227,000	11,000	31,000	197,000	12,000	221,000	270,000	491,000
Polish	20,000	75,000	99,000	26,000	229,000	21,000	348,000	122,000	470,000
Yugoslav									
Czechoslovak									
Bulgarian									
Greek									
Other Allied									
Italian	12,000	63,000	37,000	3,000	72,000	3,000	121,000	69,000	190,000
Others	1,000	14,000	36,000	-----	65,000	10,000	102,000	24,000	126,000
TOTAL	46,000	379,000	184,000	62,000	569,000	46,000	799,000	487,000	1,286,000

SUPREME HEADQUARTERS
ALLIED EXPEDITIONARY FORCE
G-5 Division
Displaced Persons Branch.

RESTRICTED

SHAEP/G-5/DP/2912/1.2

20 June 1945

MEMORANDUM

TO : See Distribution

SITUATION REPORT NO. 22

I. No report issued 19 June.

II. Repatriation

Requiring Repatriation	2,671,167	
Repatriated	3,182,809	
Total.....		5,853,976

French	1,236,360 (19 June)	Russian	1,357,399 (19 June)
Belgian	245,406 (18 June)	Italian	136,043 (19 June)
Dutch	167,000 (17 June)	Yugoslav	1,892 (14 June)
Luxembourgais	6,000 (Est.)	Czechoslovak	32,739 (17 June)

Total 3,182,809

- a. The figures given above represent the latest available information on the total numbers repatriated. PWs are included with displaced persons, as national authorities make little distinction between the two categories in practice.
- b. Included in the French figure of 1,236,360 as of 19 June are 142,251 repatriated by air.
- c. The 245,406 Belgians repatriated as at 18 June include 231,482 from Germany. The remaining 13,924 came from Russia, France, Switzerland and the U. K. Of the total, 11,721 have been repatriated by air.
- d. The Dutch repatriation figure as of 17 June 1945 was reported by the SHAEP Mission (Netherlands). There is an additional group of 10,000 - 20,000 Dutch temporarily in France and Belgium.
- e. Of the 1,357,399 Russians, 1,018,018 were transferred from 12 Army Group as of 19 June and 339,381 from 21 Army Group as of 18 June.
- f. 21 Army Group reports 103,176 Western Europeans received from the Soviet Zone as of 18 June.

III. Displaced Persons On Hand in Germany

a. Summary

<u>A. Gp.</u>	<u>Date of Report</u>	<u>In Camps</u>	<u>Others Estimated</u>	<u>Totals</u>
12	19 June	1,113,788	71,230	1,185,018
6 (1 FR Army)	5 June	174,149	None	174,149
21	18 June	807,000	505,000	1,312,000
	TOTAL	2,094,937	576,230	2,671,167

b. Totals by Armies

<u>Army</u>	<u>In Camps</u>	<u>Others</u>	<u>Totals</u>
12 A Gp.	512,426	50,210	562,636
3 US	755,175	18,700	773,875
16 US	46,187	2,320	48,507
6 A Gp.	174,149	-	174,149
21 A Gp.	46,000	389,000	435,000
8 Corps	190,000	59,000	249,000
30 Corps	571,000	57,000	628,000
TOTAL	2,094,937	576,230*	2,671,167*

* These figures have shown a disproportionate increase over those given in Report No. 21 because of the addition of a half million displaced persons estimated to be outside of camps in the 21st A Gp area.

c. Breakdown by Nationality (see Appendix 1)

1. 12 A Gp. See Appendix 2

2. 6 A Gp. No new information received. See Report No. 17

3. <u>21 A Gp.</u>	<u>Total In</u> <u>Camps</u>	<u>1 Corps</u>	<u>8 Corps</u>	<u>30 Corps</u>
French)				
Belgian)	9,000	Few	1,000	8,000
Dutch)				
Russian	224,000	13,000	14,000	197,000
Polish	348,000	20,000	99,000	229,000
Italian	122,000	12,000	38,000	72,000
Others	104,000	1,000	38,000 *	65,000 *
	<u>807,000</u>	<u>46,000</u>	<u>190,000</u>	<u>571,000</u>

* The figures of 38,000 and 65,000 show an increase of 7,000 and a decrease of 5,000 respectively in the total of 'Others', not broken down in the latest report. For breakdown as at 10 June see Report No. 19.

IV UNRRA As of 13 June, 280 UNRRA teams and 14 Voluntary Agency teams had been deployed. 900 people were at Granville. A total of about 4,729 have been recruited.

V Allied Liaison Officers. Deployment total as of 19 June was 302 - 207 French, 97 Belgian, 70 Dutch, 47 Czech, 144 Polish, 5 Norwegian, 4 Luxembourgais, 3 Greek, 3 Danish, 58 Yugoslav, 152 Russian, 32 Italian.

A. H. MOFFITT, Jr.
Colonel, GSC
Executive Officer

DISTRIBUTION

1	: ACOS, G-5 Division	
2	: DACOS, G-5 Division	
3	: G-5; Supply & Economics Branch	(Attn: Maj. Gen. F. F. Scowden)
4	: G-5; " " "	(Attn: Lt. Col. Bailey)
5-6	: G-5; Information Branch	(Attn: Capt. Barnes)
7-8	: G-5; Public Relations Group	(Attn: Lt. Col. Lovejoy)
9-10	: G-4 Division.	(Attn: Lt. Col. Wood & Capt. Woods)
11	: SHAEF Mission (Belgium)	(Attn: G-5; DP Branch)
12	: SHAEF Mission (France)	(Attn: G-5; DP Branch)
13	: SHAEF Mission (Netherlands)	(Attn: G-5; DP Branch)
14	: Communications Zone, APO 887	(Attn: G-5; DP Branch)
15	: Political Div., US Gp CC (Germany)	(Attn: Mr. W. B. Lockling)
16-17	: US Gp CC (Germany) (PW & DP Div.)	(Attn: Lt. Col. Fuller)
18	: US Gp CC (Austria) (PW & DP Div.)	
19	: Control Commission for Germany (EE)	(Attn: Col. L.H.F. Sanderson)
20	: " " " " "	(Attn: Lt. Col. F.C. Davis, MC)
21	: " " " Austria "	(Attn: PW & DP Division)
22	: US Political Officer (PW Section)	
23	: British " " " "	
24	: Director, Civil Affairs, War Department.	
25	: War Office (CA/DP), Hotel Victoria, London, WC2	(Attn: Lt. Col. Hammer)
26-27	: AFHQ, G-5, DP Section	
28	: Allied Commission (Italy)	(Attn: DP Sub-Commission)
29	: SHAEF REAR	(Attn: DP Branch)
30	: UNRRA European Regional Office	(Attn: Mr. F. C. Kettle) (thru SHAEF REAR)
31	: ICG, 19 Hill St., Berkeley Sq., ...	(Attn: Sir Herbert Emerson) " "
32	: Major General Dragoon, G-1, PWX. London W.1.	
33-34	: G-1 Division, PWX.	
35	: Air Staff	
36	: Statistics Section, SGS.	
37-38	: OSS Mission, APO 655.	(Attn: Lt. E. J. Carroll)
39	: Office of Chief/Transportation, Control & Planning Div.	(Attn: Col. Merrill)
40	: PWD, 66 Rue Pierre Charron, Paris.	(Attn: Mr. C. D. Jackson)
41	: US Gp CC, Manpower Division	(Attn: Lt. Col. Albert H. Aronson)
42	: EOU., US Embassy, London. W.1.	(Attn: Mr. Nat Pinous)

Total Nationality Breakdown

<u>Nationality</u>	<u>12 A Gp</u>	<u>6 A Gp*</u>	<u>21 A Gp.*</u>	<u>Totals</u>
<u>Allied</u>				
French	16,143		(21,000
Belgian	3,801		(9,000	5,800
Dutch	4,034		(6,000
Luxembourgais	350		(400
Russian	228,652	102,214	224,000	554,866
Polish	275,270	41,088	348,000	664,358
Yugoslavs	61,140	5,702		66,842
Czechoslovak	9,211	723		9,934
Greek	9,572	432		10,004
Other Allied	55,418			55,418
 <u>Enemy, Ex-enemy & Others</u>				
Italian	137,930	8,274	122,000	268,204
Bulgarian	6,499			6,499
Others	<u>376,998</u>	<u>15,716</u>	<u>104,000</u>	<u>496,714</u>
	1,185,018	174,149	807,000	2,166,167

* In camps only

Nationality Breakdown of Displaced Persons on Hand in Germany in 12 Army Group as of 20 June.

	7 US Army		3 US Army		15 US Army		Total		Grand
	In Camps	Outside	In Camps	Outside	In Camps	Outside	In Camps	Outside	Total
French	2,852	8,200	2,756	2,000	135	200	5,743	10,400	16,143
Belgian	926	1,600	710	500	15	50	1,651	2,150	3,801
Dutch	1,106	1,550	549	500	279	50	1,934	2,100	4,034
Luxembourgais	40	60	18	100	107	25	165	185	350
Russian	78,068	16,000	115,792	5,000	13,042	750	206,902	21,750	228,652
Polish	126,435	7,000	119,005	5,000	17,330	500	262,770	12,500	275,270
Yugoslav	14,581	3,000	40,179	2,000	1,280	100	56,040	5,100	61,140
Czechoslovak	1,162	1,050	6,486	500	3	10	7,651	1,560	9,211
Bulgarian	510	5,050	669	100	145	25	1,324	5,175	6,499
Greek	2,337	2,400	4,254	500	71	10	6,662	2,910	9,572
Other Allied	4,097	800	49,500	500	421	100	54,018	1,400	55,418
Italian	66,213	2,500	53,858	1,500	13,359	500	133,430	4,500	137,930
Other Ex-Enemy	14,099	1,000	361,399*	500	-	-	375,498	1,500	376,998
TOTAL	312,426	50,210	755,175	18,700	46,187	2,320	1,113,788	71,230	1,185,018

* of which 200,380 are Germans, 148,385 Hungarians and 12,634 Stateless

RESTRICTED
SUPREME HEADQUARTERS
ALLIED EXPEDITIONARY FORCE
G-5 Division
Displaced Persons Branch

*Chamra European
Regional Office*

SHAFF/G5/DP/2912/1.2

18 June 1945

MEMORANDUM

TO : See Distribution

INDEXED

DP
24X

SITUATION REPORT NO. 21

I No report issued 16 and 17 June.

II Repatriation

Requiring Repatriation	2,345,809
Repatriated	<u>3,075,726</u>
Total	<u>5,421,535</u>

French	1,208,730 (12 June)	Russian	1,287,530 (17 June)
Belgian	242,309 (15 June)	Italian	129,556 (17 June)
Dutch	167,000 (17 June)	Yugoslav	1,892 (14 June)
Luxembourgish	6,000 (Est.)	Czechoslovak	32,709 (17 June)
<u>Total 3,075,726</u>			

- a. The figures given above represent the latest available information on the total numbers repatriated. PWs are included with displaced persons, as national authorities make little distinction between the two categories in practice.
- b. Included in the French figure of 1,208,730 as of 12 June are 138,930 repatriated by air.
- c. The 242,309 Belgians repatriated as at 15 June include 228,385 from Germany. The remaining 13,924 came from Russia, France, Switzerland and the U.K. Of the total, 11,383 have been repatriated by air.
- d. The Dutch repatriation figure as of 17 June 1945 was reported by the SHAF Mission (Netherlands). There is probably another group of 10,000 - 20,000 Dutch temporarily held in France and Belgium, not included in the 167,000 listed above.
- e. Of the 1,287,530 Russians, 976,432 were transferred from 12 A Gp. as of 17 June and 311,047 from 21 A Gp. as of 15 June.
- f. 21 A Gp. reports 93,397 Western Europeans received from the Soviet Zone as of 12 June.

III Displaced Persons On Hand In Germany

a. Summary

A. Gp.	Date of Report	In Camps	Others Estimated	Totals
12	17 June	1,167,460	168,200	1,335,660
6 (1 FR Army)	5 June	174,149	None	174,149
21	15 June	836,000	-	836,000
TOTAL		<u>2,177,609</u>	<u>168,200</u>	<u>2,345,809</u>

b. Totals by Armies

Army				
12 A Gp.	7 US	495,753	139,300	635,053
	3 US	617,880	18,700	636,580
	15 US	53,827	10,200	64,027
6 A Gp.	1 FR	174,149	-	174,149
	1 CAN	84,000	-	84,000
21 A Gp.	1 Corps	46,000	-	46,000
	8 Corps	195,000	-	195,000
	30 Corps	511,000	-	511,000
TOTAL		<u>2,177,609</u>	<u>168,200</u>	<u>2,345,809</u>

R E S T R I C T E D

c. Breakdown by Nationality

1. 12 A Gp.	See Appendix 1.				
2. 6 A Gp.	No new information received. See Report No. 17.				
3. 21 A Gp.	<u>Total</u>	<u>1 CAN</u>	<u>8 Corps</u>	<u>30 Corps</u>	<u>1 Corps</u>
French)	12,000	Few	4,000	8,000	Few
Belgian)					
Dutch)					
Russian	254,000	45,000	34,000	162,000	13,000
Polish	351,000	25,000	100,000	206,000	20,000
Italian	113,000	10,000	26,000	65,000	12,000
Others	106,000	4,000	31,000*	70,000*	1,000
	<u>836,000</u>	<u>84,000</u>	<u>95,000</u>	<u>511,000</u>	<u>46,000</u>

* The figures of 31,000 and 70,000 show a decrease of 3,000 and an increase of 28,000 respectively in the total of 'Others', not broken down in the latest report. For breakdown as at 10 June see Report No. 19.

IV UNRRA As of 18 June, 280 UNRRA teams and 14 Voluntary Agency teams had been deployed. 800 people were at Granville. A total of about 4,729 have been recruited.

V Allied Liaison Officers. Deployment total as of 18 June was 802 - 207 French, 97 Belgian, 70 Dutch, 47 Czech, 114 Polish, 5 Norwegian, 4 Luxembourgais, 3 Greek, 3 Danish, 38 Yugoslav, 152 Russian, 32 Italian.

A. H. MOFFITT, JR.,
COLONEL, G. S. C.,
EXECUTIVE OFFICER.

DISTRIBUTION

- 1 : ACOS, G-5 Division
- 2 : DACOS, G-5 Division
- 3 : G-5, Supply & Economics Branch (Attn: Maj. Gen. F.F. Scowden)
- 4 : G-5, " " " (Attn: Lt. Col. Bailey)
- 5-6 : G-5, Information Branch (Attn: Capt. Barnes)
- 7-8 : G-5, Public Relations Group (Attn: Lt. Col. Lovejoy)
- 9-10 : G-4 Division. (Attn: Lt. Col. Wood & Capt. Woods)
- 11 : SHAEF Mission (Belgium) (Attn: G-5, DP Branch)
- 12 : SHAEF Mission (France) (Attn: G-5, DP Branch)
- 13 : SHAEF Mission (Netherlands) (Attn: G-5, DP Branch)
- 14 : Communications Zone, APO 887. (Attn: G-5, DP Branch)
- 15 : Political Div., U2 Gp. CC (Germany) (Attn: Mr. W.B. Lockling)
- 16-17 : US Gp. CC (Germany) (FW & DP Div.) (Attn: Lt. Col. Fuller)
- 18 : US Gp. CC (Austria) (FW & DP Div.)
- 19 : Control Commission for Germany (BE) (Attn: Col. L.H.F. Sanderson)
- 20 : " " " " " (Attn: Lt. Col. F.C. Davis, MC)
- 21 : " " " Austria " (Attn: FW & DP Division)
- 22 : US Political Officer (PW Section)
- 23 : British " " " "
- 24 : Director, Civil Affairs, War Department.
- 25 : War Office (CA/DP), Hotel Victoria, London, WC2. (Attn: Lt. Col. Hammer)
- 26-27 : AFHQ, G-5, DP Section.
- 28 : Allied Commission (Italy) (Attn: DP Sub-Commission)
- 29 : SHAEF REAR. (Attn: DP Branch)
- 30 : UNRRA European Regional Office (Attn: Mr. F.C. Kettle) (thru SHAEF REAR)
- 31 : IGC, 10 Hill St., London, W.1. (Attn: Sir Herbert Emerson) " " "
- 32 : Major-General Dragun, G-1, FWX.
- 33-34 : G-1 Division, FWX.
- 35 : Air Staff.
- 36 : Statistics Section, SGS.
- 37-38 : OSS Mission, APO 655. (Attn: Lt. E.J. Carroll)
- 39 : Office of Chief/Transportation, Control & Planning Div. (Attn: Col. Murrill)
- 40 : FWD, 66 Rue Pierre Charron, Paris. (Attn: Mr. C.D. Jackson)
- 41 : US Gp. CC, Manpower Division (Attn: Lt. Col. Albert H. Aronson)

Nationality Breakdown of Displaced Persons On Hand In Germany in 12 Army Group as of 17 June.

	7 US Army *		3 US Army		15 US Army		Total		Grand Total
	In Camps	Outside	In Camps	Outside	In Camps	Outside	In Camps	Outside	
French	4,045	18,000	2,764	2,000	143	1,600	6,952	21,600	28,552
Belgian	1,642	4,500	786	500	53	1,000	2,481	6,000	8,481
Dutch	4,353	3,500	579	500	277	300	5,209	4,300	9,509
Luxembourgeois	94	300	20	100	42	70	156	470	626
Russian	133,457	50,000	110,833	5,000	20,646	3,000	264,936	58,000	322,936
Polish	207,278	25,000	84,626	5,000	17,300	2,000	309,204	32,000	341,204
Yugoslav	28,199	6,000	32,821	2,000	1,258	300	62,278	8,300	70,578
Czechoslovak	3,271	3,500	6,373	500	14	200	9,658	4,200	13,858
Creek	2,981	3,700	3,433	500	68	1,500	6,482	5,700	12,182
Other Allied	8,850	17,000	8,802	500	427	100	18,079	17,600	35,679
Italian	74,613	1,500	52,857	1,500	13,443	70	140,913	3,070	143,983
Bulgarian	1,361	4,500	648	100	156	60	2,165	4,460	6,625
Other Ex-Enemy	25,609	2,000	313,338	500	-	-	338,947	2,500	341,447
TOTAL	495,753	139,300	617,880	18,700	53,827	10,200	1,167,460	168,200	1,335,660

* Combined 9 and 7 US Army figures

RECEIVED
18 JUN 1945;
U.N.R.R.A. (REGY.)

RESTRICTED

SUPREME HEADQUARTERS
ALLIED EXPEDITIONARY FORCE
G-5 Division (FWD)
Displaced Persons Branch

UNRRA E.R.O.
(THROUGH
SHAETF REAR
MR. KETTLE)

SHAETF/G-5/DE/2012/1.2

15 June 1945

MEMORANDUM

TO : See Distribution

INDEXED

DP247

SITUATION REPORT NO. 20

I No report issued 14 June.

II Repatriation

Requiring Repatriation 2,661,888 *

See Footnote

Repatriated 2,963,744 *

French	1,208,730 (12 June)	Russian	1,189,142 (14 June)
Belgian	237,634 (13 June)	Italian	120,806 (14 June)
Dutch	179,155 (Est.)	Yugoslav	1,892 (14 June)
Luxembourgish	6,000 (Est.)	Czechoslovak	220,385 (14 June)
Total		2,963,744	

a. The figures given above represent the latest available information on the total numbers repatriated. PWs are included with displaced persons, as national authorities make little distinction between the two categories in practice.

b. Included in the French figure of 1,208,730 as of 12 June are 138,930 repatriated by air.

c. The 237,634 Belgians repatriated as at 13 June include 223,710 from Germany, 4,624 from Russia, 5,636 from France, 838 from Switzerland and 2,826 from the UK. Of the total, 11,087 have been repatriated by air.

d. The actual Dutch repatriation figure is uncertain, as a large number are being held temporarily in France and Belgium. The figure given is a total of reports from Army Groups.

e. Of the 1,189,142 Russians, 906,732 were transferred from 12 A Gp. as of 14 June and 282,410 from 21 A Gp. as of 12 June.

f. 21 A Gp. reports 93,397 Western Europeans received from the Soviet Zone as of 12 June.

III Displaced Persons On Hand In Germany

a. Summary

A. Gp.	Date of Report	In Corps	Others Estimated	Totals
12	14 June	1,299,939	180,200	1,480,139
6 (1 FR Army)	5 June	174,149	None	174,149
21	12 June	795,000	202,600	997,600
TOTALS		2,269,088	382,800	2,651,888

* The increase of 78,310 in the combined total (requiring repatriation plus repatriated) compared with the total of 12 June 1945, is primarily explained by duplication resulting from speedy reporting of the latter and slower reporting of the former.

RESTRICTED

b. Totals by Armies	Army	In Camps	Others Estimated
12 A Gp.	7 US	168,235	97,250
	3 US	603,209	30,700
	9 US	359,688	42,050
	15 US	188,807	10,200
6 A Gp.	1 FR	174,149	None
21 A Gp.	1 CAN	84,000	2,600
	1 Corps	47,000	None
	8 Corps	164,000	50,000
	30 Corps	500,000	150,000
		2,269,088	382,800
		2,651,888	

c. Breakdown by Nationality

1. 12 A Gp. See Appendix 1.
2. 6 A Gp. No new information received. See Report No. 17.
3. 21 A Gp.

	Total	1 CAN	8 Corps	30 Corps	1 Corps
French					
Belgian	10,000	Few	Few	10,000	Few
Dutch					
Russian	263,000	45,000	38,000	166,000	14,000
Polish	318,000	25,000	67,000	206,000	20,000
Italian	123,000	10,000	25,000	76,000	12,000
Others	81,000	4,000	34,000*	42,000*	1,000
	795,000	84,000	164,000	500,000	47,000

* The figures of 34,000 and 42,000 show a decrease of 1,000 and an increase of 8,000 respectively in the total of 'Others', not broken down in the latest report. For breakdown as at 10 June see Report No. 19.

IV UNRRA As of 13 June, 264 UNRRA teams and 14 Voluntary Agency teams had been deployed. 923 people were at Granville. A total of about 3,650 have been recruited.

V Allied Liaison Officers. No change. See Report No. 17 for details of 785 Allied Liaison Officers deployed.

in line to match S. Council

for A. H. MORFITT, JR.,
COLONEL, G. S. C.,
EXECUTIVE OFFICER.

DISTRIBUTION

- | | |
|---|--|
| 1 : AGOS, G-5 Division. | 26-27: AFHQ, G-5, DP Section. |
| 2 : DACOS, G-5 Division. | 28 : Allied Comm. (Italy) DP Sub-Comm. |
| 3 : G-5, Supply & Economics Branch. | (Attn: Maj. Gen. F.F. Scowden) |
| 4 : G-5, " " " | (Attn: Lt. Col. Bailey) |
| 5-6 : G-5, Information Branch. | (Attn: Capt. Barnes) |
| 7-8 : G-5, Public Relations Group. | (Attn: Lt. Col. Lovejoy) |
| 9-10: G-4. | (Attn: Lt. Col. Wood & Capt. Woods) |
| 11 : SHAEF Mission (Belgium) | (Attn: G-5, DP Branch) |
| 12 : SHAEF Mission (France) | (Attn: G-5, DP Branch) |
| 13 : SHAEF Mission (Netherlands) | (Attn: G-5, DP Branch) |
| 14 : Communications Zone, APO 887. | (Attn: G-5, DP Branch) |
| 15 : Political Div., US Gp. CC (Germany) | (Attn: Mr. W.B. Lockling) |
| 16-17: US Gp. CC (Germany) (PW & DP. Div) | (Attn: Lt. Col. Fuller) |
| 18 : US Gp. CC (Austria) (PW & DP. Div) | 29 : SHAEF REAR, DP Branch. |
| 19 : Control Commission/Germany (BE) | (Attn: Col. L.H.F. Sanderson) |
| 20 : " " " " | (Attn: Lt. Col. F.C. Davis, MC) |
| 21 : " " Austria " | (Attn: PW & DP Division) |
| 22 : US Political Officer (PW Section) | 30 : UNRRA ERO (thru SHAEF REAR) Mr. Kettle |
| 23 : British " " " " | 31 : IGC, 10 Hill St. London W1 (thru |
| 24 : Director, Civil Affairs, War Dept. | SHAEF REAR. (Attn: Sir H. Emerson) |
| 25 : War Office (CA/DP), Hotel Victoria, London, WC2. | (Attn: Lt. Col. Hammer) |
| 32 : Major-General Dragoon, G-1, PWX. | 33-34: G-1, PWX. 35: Air Staff. |
| 36 : Statistics Section, SGS. | 37-38: OSS Mission, APO 655 (Attn: Lt. E.J. Carroll) |
| 39 : Office of Chief of Transportation, Control & Planning Div. | (Attn: Col. Murrill) |
| 40 : PWD, 66 Rue Pierre Charron, Paris. | (Attn: Mr. C.D. Jackson) |

APPENDIX 1

Nationality Breakdown of Displaced Persons On Hand In Germany in 12 Army Group as of 14 June

	7 US Army		3 US Army		9 US Army		15 US Army				Grand Total
	In Camps	Outside	In Camps	Outside	In Camps	Outside	In Camps	Outside	In Camps	Outside	
French	217	10,000	1,516	8,200	3,670	8,000	181	1,600	5,584	27,800	33,384
Belgian	144	3,000	334	1,500	1,524	1,500	81	1,000	2,083	7,000	9,083
Dutch	1,017	2,000	472	1,100	2,875	1,500	308	300	4,672	4,900	9,572
Luxembourgais	-	250	5	50	94	50	52	70	151	420	571
Russian	89,663	35,000	90,013	9,200	60,384	15,000	111,980	3,000	352,040	62,200	414,240
Polish	34,107	19,000	93,414	3,000	172,962	6,000	38,442	2,000	338,925	30,000	368,925
Yugoslav	6,220	3,500	27,032	500	21,998	2,500	2,753	300	68,003	6,800	74,803
Czechoslovak	234	2,500	5,502	600	3,020	1,000	44	200	8,800	4,300	13,100
Greek	1,881	2,000	2,125	250	1,056	2,300	145	60	5,207	4,610	9,817
Other Allied	4,184	3,000	19,611	1,000	3,310	700	778	1,500	27,883	6,200	34,083
Italian	30,568	15,000	38,905	4,500	41,828	2,000	33,967	100	145,268	21,600	166,868
Bulgarian	-	1,000	294	300	1,358	500	76	70	1,728	1,870	3,598
Other Ex-Enemy	-	1,000	323,986	500	25,609	1,000	-	-	349,595	2,500	352,095
TOTALS	168,235	97,250	603,209	30,700	339,688	42,050	188,807	10,200	1,299,939	180,200	1,480,139

Maple R E S T R I C T E D

SUPREME HEADQUARTERS
ALLIED EXPEDITIONARY FORCE
G-5 Division (FWD)
Displaced Persons Branch

SHAW/G-5/DP/2912/1.2

13 June 1945

MEMORANDUM

TO : See Distribution.

SITUATION REPORT NO. 19

I No report issued 12 June.

II Repatriation

Requiring Repatriation		2,619,485	*	See footnote
Repatriated		2,885,434	*	
French	1,208,730(12 June)	Russian	1,123,007(12 June)	
Belgian	235,992(12 June)	Italian	116,670(12 June)	
Dutch	175,000(est.)	Yugoslav	1,105(12 June)	
Luxembourgish	6,000(est.)	Czechoslovak	18,930(12 June)	
		<u>2,885,434</u>		

- The figures given above represent the latest available information on the total numbers repatriated. PWs are included with displaced persons, as national authorities make little distinction between the two categories in practice.
- Included in the French figure of 1,208,730 as of 12 June are 138,930 repatriated by air. The increase on the 7 June figure of 1,169,008 is 39,722 (approximately 7,900 per day).
- The 235,992 Belgians repatriated as at 12 June include 222,047 from Germany and 3,945 from Russia. Of the total, 11,012 have been repatriated by air.
- The actual Dutch repatriation figure is uncertain, as a large number are being held temporarily in France and Belgium. The figure given is a total of reports from army groups.
- New information has now been received concerning the 10,000 Poles previously reported as having been repatriated by 12 A Gp. It now appears that very few of these Poles were in fact returned to Poland; and the figure mainly represents displaced persons who were processed and evacuated out of Germany and into France for service in labor battalions and the Polish Army.
- Of the 1,123,007 Russians, 860,007 were transferred from 12 A Gp. as at 12 June, and 263,000 from 21 A Gp. as at 10 June.
- 21 A Gp. reports 91,000 Western Europeans received from the Soviet Zone as of 10 June.

III Displaced Persons On Hand In Germany

a. Summary

	A. Gp.	Date of Report	In Camps	Others Estimated	Totals
	12	13 June	1,433,836	180,000	1,613,836
	6 (1 FR Army)	5 June	174,149	None	174,149
	21	10 June	661,500	170,000	831,500
	<u>TOTALS</u>		<u>2,269,485</u>	<u>350,000</u>	<u>2,619,485</u>

- * The increase of 300,000 in the combined total (requiring repatriation plus repatriated) compared to the total of 11 June 1945, is primarily explained by duplication resulting from speedy reporting of the latter and slower reporting of the former.

R E S T R I C T E D

b. <u>Totals by Armies</u>	<u>Army</u>	<u>In Camps</u>	<u>Others Estimated</u>
<u>12 A Gp.</u>	7 US	248,865	97,250
	3 US	603,209	30,700
	9 US	339,688	42,050
	15 US	242,074	10,000
<u>6 A Gp.</u>	1 FR	174,149	None
<u>21 A Gp.</u>	1 CAN	84,000	
	8 Corps	170,500	170,000
	30 Corps	356,000	
	1 Corps	51,000	
<u>TOTALS</u>		<u>2,269,485</u>	<u>350,000</u>

c. Breakdown by Nationality

1. 12 A Gp. See Appendix 1.
2. 6 A Gp. No new information received. See Report No. 17.
3. 21 A Gp.

	<u>Total</u>	<u>1 CAN</u>	<u>8 Corps</u>	<u>30 Corps</u>	<u>1 Corps</u>
French			200		2,300
Belgian	21,500	Few	100	17,000	1,500
Dutch			200		200
Russian	227,000	45,000	44,000	124,000	14,000
Polish	256,000	25,000	66,000	145,000	20,000
Italian	83,000	10,000	25,000	36,000	12,000
Czechoslovak	7,952				
Hungarian	6,278				
Yugoslav	7,335				
Russian	981				
Spanish	135				
Bulgarian	132	4,000	35,000	34,000	1,000
Greek	827				
Latvian	2,829				
Lithuanian	1,897				
Others and Unidentified	45,634				
<u>TOTALS</u>	<u>661,500</u>	<u>84,000</u>	<u>170,500</u>	<u>356,000</u>	<u>51,000</u>

See Appendix 2 for list of less numerous nationalities held as at 1 June.

IV Displaced Persons in Norway

- a. The following number of displaced persons were uncovered in Norway as at 8 June:

Austrians	57	Hungarians	21
Belgians	519	Italians	91
Czechs	1,208	Latvians	166
Danes	366	Poles	4,199
Danzigers	18	Spaniards	13
Dutch	1,343	Swiss	6
Finns	70	Turks	3
French	962	Ukrainians	109
Greeks	6	Yugoslavs	112
	<u>7</u>		<u>9,269</u>

- b. The number of Allied PWs reported in Norway as at 8 June were distributed as follows:

	<u>Russians</u>	<u>Serbs</u>	<u>Poles</u>
Tromsø	44,140	767	1,040
Oslo	15,058	-	-
Trondheim	9,394	582	-
Stavanger	3,584	-	-
Bergen	4,126	-	-
<u>TOTALS</u>	<u>76,302</u>	<u>1,349</u>	<u>1,040</u>

- c. In addition to the German PWs in Norway there is an unknown number of German civilians who would be classed as displaced persons.

R E S T R I C T E D

- V UNRRA As of 12 June, 252 UNRRA teams had been deployed. In addition, 13 Voluntary Agency Teams have been deployed. 948 people were at Granville. A total of about 3,650 have been recruited.
- VI Allied Liaison Officers No change. See Report No. 17 for details of 785 Allied Liaison Officers deployed.

A. H. MOFFITT, JR.,
COLONEL, G. S. C.,
EXECUTIVE OFFICER.

DISTRIBUTION:

- 1 : ACOS, G-5 Division, FORWARD.
- 2 : DACOS, G-5 Division, FORWARD.
- 3-17: G-5, DP Branch, MAIN.
- 18 : G-5, Supply & Economics Branch, FWD. (Attn: Maj.Gen.F.F. Scowden)
- 19 : G-5, " " " " (Attn: Lt. Col. Bailey)
- 20-21: G-5, Information Branch, FWD. (Attn: Capt. Barnes)
- 22 : G-5, Public Relations Gp., MAIN. (Attn: Lt. Col. Lovejoy)
- 23 : G-5, " " " FWD. (Attn: Capt. McMorrow)
- 24 : G-4, FORWARD. (Attn: Lt. Col. Wood)
- 25 : G-4, MAIN. (Attn: Capt. Woods)
- 26 : SHAEF Mission (Belgium) (Attn: G-5, DP Branch)
- 27 : SHAEF Mission (France) (Attn: G-5, DP Branch)
- 28 : SHAEF Mission (Netherlands) (Attn: G-5, DP Branch)
- 29 : Communications Zone, APO 887. (Attn: G-5, DP Branch)
- 30 : Political Division, US Gp. CC(Germany) (Attn: Mr. W.B. Lockling)
- 31-32: US Gp. CC (Germany) (FW & DP Division) (Attn: Lt. Col. Fuller)
- 33 : US Gp. CC (Austria) (FW & DP Division)
- 34 : Control Commission for Germany (BE) (Attn: Col. L.H.F. Sanderson)
- 35 : " " " " (Attn: Lt.Col. F.C. Davis,MC)
- 36 : " " Austria " (Attn: FW & DP. Division)
- 37 : US Political Officer (FW Section)
- 38 : British Political Officer (FW Section)
- 39 : War Office (CA/DP), Hotel Victoria, London, WC2. (Attn: Lt.Col. Hammer)
- 40 : Director, Civil Affairs, War Department.
- 41-42: AFHQ, G-5, DP Section.
- 43 : Allied Commission (Italy) (Attn: DP Sub-Commission)
- 44 : SHAEF REAR. (Attn: Displaced Persons Branch)
- 45 : UNRRA, London (through SHAEF REAR) (Attn: Mr. F.C. Kettle)
- 46 : Intergovernmental Committee on Refugees,
11D Regent St., London (thru SHAEF REAR) (Attn: Sir Herbert Emerson)
- 47 : Major-General Dragun, G-1 MAIN, FWX.
- 48-49: G-1 FORWARD, FWX.
- 50 : Air Staff, MAIN.
- 51 : Statistics Section, SGS, FORWARD.
- 52-53: OSS Mission, APO 655. (Attn: Lt. E.J. Carroll)
- 54 : Office of Chief of Transportation, Control & Planning Div. (Attn: Col. Murri)
- 55 : FWD, 66 Rue Pierre Charron, Paris. (Attn: Mr. C.D. Jackson)

APPENDIX 1

Nationality Breakdown of Displaced Persons On Hand in Germany in 12 Army Group as of 13 June.

Displaced Persons In Camps		French	Belg.	Dutch.	Lux.	Total West.	Russ.	Poles	Yugos.	Czech	Bulg.	Greek	Other Allied	Italy	Other ex-en.	TOTALS
Armies	Seventh (as of 11/6)	740	250	1235	19	2244	139526	56166	12341	1461	-	3492	15917	17718	-	248,865
	Third	1516	334	472	5	2327	90013	93414	27032	5502	294	2125	19611	38905	323986	603,209
	Ninth	3670	1524	2875	94	8163	60384	172962	21998	3020	1358	1056	3310	41828	25609	339,688
	Fifteenth	243	103	387	40	773	148073	46236	2616	87	106	154	964	43065	-	242,074
Total in Camps		6169	2211	4969	158	13507	437996	368778	63987	10070	1758	6827	39802	141516	349595	1,433,836
Outside Camps (estimated)																
Armies	Seventh	10000	3000	2000	250	15250	35000	19000	3500	2500	1000	2000	3000	15000	1000	97,250
	Third	8200	1500	1100	50	10650	9200	3000	500	600	300	250	1000	4500	500	30,700
	Ninth	8000	1500	1500	50	11050	15000	6000	2500	1000	500	2300	700	2000	1000	42,050
	Fifteenth	1600	1000	300	70	2970	3000	2000	300	200	70	60	1300	100	-	10,000
Total Outside Camps (estimated)		27800	7000	4900	420	40120	62200	30000	6800	4300	1870	4610	6000	21600	2500	180,000
Total in Areas (estimated)		33969	9211	9869	578	53627	500196	398778	70787	14370	3628	11437	45802	163116	352095	1,613,836

List of Small Groups of Displaced Persons in
21 Army Group Area.

Albanians	14
Arabs	2
Armenians	9
Austrians	9
Chinese	4
Czechs	30
Danes	11
Estonians	145
Finnish	10
Icelanders	1
Iranian	2
Luxembourg	6
Norwegian	10
Palestinian	1
Portuguese	1
Serbs	600
Swedes	2
Swiss	11
Turks	6
Ukrainians	<u>215</u>
	<u>1,089</u>

UNRRA (London)

115.

RESTRICTED

SUPREME HEADQUARTERS
ALLIED EXPEDITIONARY FORCE
G-5 Division (FWD)
Displaced Persons Branch

Miss Bond

SHAW/G5/DP/2912/1.2

11 June 1945

MEMORANDUM

TO : See Distribution

SITUATION REPORT NO. 18

I No report issued 10 June.

II Repatriation.

French	1,190,067(10 June)	Russian	961,402(10 June)
Belgian	230,387(10 June)	Polish	10,000
Dutch	170,000(est.)	Czechoslovak	14,891(10 June)
Luxembourgers	5,000(est.)	Italian	71,252(10 June)
		Yugoslav	1,075(10 June)

- a. The figures given above represent the latest available information on the total numbers repatriated. PWs are included with displaced persons, as national authorities make little distinction between the two categories in practice.
- b. Included in the French figure of 1,190,067 as at 10 June are 138,527 repatriated by air. The increase on the 7 June figure of 1,169,008 is 21,059 (approximately 7,000 per day)
- c. The 230,387 Belgians repatriated as at 10 June include 217,899 from Germany. Of the total, 10,994 have been repatriated by air.
- d. Of the 961,402 Russians, 728,502 have been transferred from 12 A Gp. as at 10 June, and 232,900 from 21 A Gp. as at 8 June.
- e. The Czechoslovak, Italian and Yugoslav figures are reported by 12 A Gp. The figure for Italians is believed to be too high, as it represents an addition of 40,862 to the figure for 8 June - i.e., about 13,600 per day.
- f. 21 A Gp. reports 78,100 Western Europeans received from the Russians as at 8 June.

III Displaced Persons On Hand In Germany

a. Summary

<u>Army Group</u>	<u>Date of Report</u>	<u>In Camps</u>	<u>Others Estimated</u>
12	10 June	1,455,974	100,750
6 (1 FR Army)	5 June	174,149	None
21	8 June	649,200	170,000
	TOTALS	2,279,323	270,750

NOTE: The 'others estimated' figure for 12 A Gp. does NOT include figures for 7 US Army.

b. Breakdown by Armies.

	<u>Army</u>	<u>In Camps</u>	<u>Others Estimated</u>
1. <u>12 A Gp.</u>	7 US Army	246,865	Unknown
	3 US Army	603,209	30,700
	9 US Army	379,687	50,450
	15 US Army	224,213	19,600
	TOTALS	1,455,974	100,750
2. <u>21 A Gp.</u>	<u>No breakdown received.</u>		
	TOTALS	649,200	170,000
3. <u>6 A Gp.</u>	1 FR Army	174,149	None

10

c. Nationality Breakdown

1. 12 A Gp. See Appendix 1.

2.	<u>21 A Gp.</u>	French	2,500	Russian	219,300
		Belgian	2,600	Polish	260,200
		Dutch	900	Italian	81,000
				Others	82,700

IV UNRRA As of this date, 256 teams are deployed. In addition, 13 French Red Cross teams have been deployed. 954 people were at Granville as of 8 June. A total of about 3,650 have been recruited.

V Allied Liaison Officers No change. See Report No. 17 for details of
785 Allied Liaison Officers deployed.

A. H. MOFFITT, JR.,
COLONEL, G. S. C.,
EXECUTIVE OFFICER.

DISTRIBUTION

- 1 : ACOS, G-5 Division, FORWARD.
2 : DACOS, G-5 Division, FORWARD.
3-17: G-5, DP Branch, MAIN.
18 : G-5, Supply & Economics Branch, FORWARD. (Attn: Maj. Gen. F.F. Scowden)
19 : G-5, " " " " (Attn: Lt. Col. Bailey)
20-21: G-5, FWD.. Information Branch. (Attn: Capt. Barnes)
22 : G-5, MAIN. Public Relations Group. (Attn: Lt. Col. Lovejoy)
23 : G-5, FWD. " " " (Attn: Capt. McMorrow)
24 : G-4, FORWARD. (Attn: Lt. Col. Wood)
25 : G-4, MAIN. (Attn: Capt. Woods)
26 : SHAEF Mission (Belgium) (Attn: G-5, DP Branch)
27 : SHAEF Mission (France) (Attn: " " ")
28 : SHAEF Mission (Netherlands) (Attn: " " ")
29 : Communications Zone, APO 887. (Attn: " " ")
30 : Political Division, US Gp. CC (Germany) (Attn: Mr. W.B. Lockling)
31-32: US Gp. CC (Germany) (PW & DP Division) (Attn: Lt. Col. Fuller)
33 : US Gp. CC (Austria) (" " ")
34 : Control Commission for Germany (BE) (Attn: Col. L.H.F. Sanderson)
35 : " " " " (BE) (Attn: Lt. Col. F.C. Davis, MC)
36 : " " " Austria (BE) (Attn: PW & DP Division)
37 : US Political Officer (PW Section)
38 : British Political Officer (PW Section)
39 : War Office (CA/DP), Hotel Victoria, London, WC2. (Attn: Lt. Col. Hammer)
40 : Director, Civil Affairs, War Department.
41-42: AFHQ., G-5, DP Section.
43 : Allied Commission (Italy). DP Sub-Commission.
44 : SHAEF REAR, Displaced Persons Branch.
45 : UNRRA, London (through SHAEF REAR) (Attn: Mr. F.C. Kettle)
46 : Intergovernmental Committee on Refugees,
LLD Regent St., London. (thru SHAEF REAR) (Attn: Sir Herbert Emerson)
47 : Major-General Dragun, G-1 MAIN, PWX.
48-49: G-1, FORWARD, PWX.
50 : Air Staff, MAIN.
51 : Statistics Section, SGS, FORWARD.
52-53: OSS Mission, APO 655. (Attn: Lt. E.J. Carroll)
54 : Office of Chief of Transportation, Control & Planning Div. (Attn: Col. Murrill)
55 : FWD, 66 Rue Pierre Charron, Paris. (Attn: Mr. C. D. Jackson)

APPENDIX 1

Nationality Breakdown of Displaced Persons on Hand in Germany in 12 Army Group as of 10 June.

	7 US Army		3 US Army		2 US Army		15 US Army		Total		Grand Total
	In Camps	Outside	In Camps	Outside	In Camps	Outside	In Camps	Outside	In Camps	Outside	
French	740		1,516	8,200	3,665	12,000	254	1,600	6,175	* 21,800	* 27,975
Belgian	250		334	1,500	1,949	3,000	115	1,000	2,648	5,500	8,148
Dutch	1,235		472	1,100	3,859	2,000	480	300	6,046	3,400	9,446
Luxembourgeois	19	U	5	50	129	100	19	70	172	220	392
Russian	139,526	N	90,013	9,200	92,437	16,000	150,867	3,000	472,843	28,200	501,043
Polish	56,166	K	93,414	3,000	178,084	5,000	45,602	2,000	373,266	10,000	383,266
Yugoslav	12,341	N	27,032	500	13,457	2,500	2,572	300	55,402	3,300	58,702
Czechoslovak	1,461	O	5,502	600	3,932	1,000	102	200	10,997	1,800	12,797
Greek	3,492	W	2,125	250	1,086	2,350	164	60	6,867	2,660	9,527
Other Allied	15,917	N	19,611	1,000	2,338	1,000	985	1,300	38,851	3,300	42,151
Italian	17,718		294	4,500	416	2,000	22,955	100	41,383	6,600	47,983
Bulgarian	-		38,905	300	52,107	500	98	70	91,110	870	91,980
Other Ex-Enemy	-		323,986	500	26,228	3,000	-	9,600	350,214	13,100	363,314
TOTALS	248,865		603,209	30,700	379,687	50,450	224,213	19,600	1,455,974	100,750	1,556,724

* Figures in these two columns are exclusive of 7 US Army 'Outside Camps' estimates, on which no information is available at the moment.

File

DP24x.

43

RESTRICTED

SUPREME HEADQUARTERS
ALLIED EXPEDITIONARY FORCE
G-5 Division (FWD)
Displaced Persons Branch

Miss Bond

SHAEE/G5/DP/2912/1.2

9 June 1945

MEMORANDUM

TO : See Distribution

SITUATION REPORT NO. 17

I No Report issued 8 June.

II Repatriation

French	1,169,008 (7 June)	Russian	818,057
Belgian	225,972 (8 June)	Italian	31,390 (8 June)
Dutch	170,000 (est.)	Polish	10,000
Luxembourgais	5,000 (est.)	Yugoslav	1,045 (8 June)
		Czechoslovak	12,696 (8 June)

- The figures given above represent the latest available information on the total numbers repatriated. PWs are included with displaced persons, as national authorities make little distinction between the two categories in practice.
- Included in the French figure of 1,169,008 as of 7 June are 134,798 repatriated by air. The increase on the 4 June figure of 1,134,026 is 34,982 (approximately 11,600 per day as compared with the previously reported rate of 22,000 per day).
- The 225,972 Belgians repatriated as at 8 June include 213,484 from Germany. Of the total, 10,516 have been repatriated by air.
- Of the 818,057 Russians, 622,657 have been transferred from 12 A Gp. area as of 8 June, and 195,400 from 21 A Gp. area as of 6 June.
- The Italian, Yugoslav and Czechoslovak figures are reported by 12 A Gp.
- 21 A Gp. has received 64,900 Western Europeans from the Russians as of 6 June.

III Displaced Persons On Hand In Germany.

a. Summary

Army Group	Date of Report	In Camps	Others Estimated
12	8 June	1,520,090	416,705
6 (1 FR Army)	5 June	174,149	None
21	6 June	647,200	(No estimate)
TOTALS		2,341,439	416,705
			2,758,144

b. Breakdown by Armies

1. 12 A Gp.	7 US Army	260,238	195,070
	3 US Army	598,840	60,000
	9 US Army	402,039	151,635
	15 US Army	258,973	10,000
	TOTALS	1,520,090	416,705
2. 21 A Gp.	1 CAN Army	75,800	
	2 BR Army	523,800	
	1 Corps	47,600	
	TOTAL	647,200	
3. 6 A Gp.	1 FR Army	174,149	

R E S T R I C T E D

c. Nationality Breakdown. See Appendix 1 for latest information on nationality breakdown.

- IV UNGRA. As of 8 June, 240 teams were deployed. In addition, 13 French Red Cross teams were deployed. 954 people were at Granville as of 8 June. A total of about 3,650 have been recruited as of this date.
- V Allied Liaison Officers. Deployment total to date is 785 - 205 French, 97 Belgian, 61 Dutch, 46 Czech, 143 Polish, 5 Norwegian, 4 Luxembourgais, 3 Greek, 3 Danish, 38 Yugoslav, 153 Russian, 27 Italian.

A. H. MOFFITT, JR.,
COLONEL, G. S. C.,
EXECUTIVE OFFICER.

DISTRIBUTION

- 1 : ACOS, G-5 Division, FORWARD
- 2 : DACOS, G-5 " "
- 3-17: G-5, DP Branch, MAIN
- 18 : G-5, Supply & Economics Branch, FORWARD. (Attn: Maj. Gen. F.F. Scowden)
- 19 : G-5, " " " MAIN. (Attn: Lt. Col. Bailey)
- 20 : G-5, MAIN. Public Relations Group. (Attn: Lt. Col. Lovejoy)
- 21-22: G-5, MAIN. Information Branch. (Attn: Capt. Barnes)
- 23 : G-4, FORWARD. (Attn: Lt. Col. Wood)
- 24 : G-4, MAIN. (Attn: Capt. Woods)
- 25 : SHAEF Mission (Belgium) (Attn: G-5, DP Branch)
- 26 : SHAEF Mission (France) (Attn: G-5, DP Branch)
- 27 : SHAEF Mission (Netherlands) (Attn: G-5, DP Branch)
- 28 : Communications Xone, APO 887. (Attn: G-5, DP Branch)
- 29 : Political Division, US Gp. CC (Germany) (Attn: Mr. W.B. Lockling)
- 30 : US Gp. CC (Germany) (PW & DP Division) (Attn: Lt. Col. Fuller)
- 31 : US Gp. CC (Austria) (PW & DP Division)
- 32 : Control Commission for Germany (BE) (Attn: Col. L.H.F. Sanderson)
- 33 : Control Commission for Germany (BE) (Attn: Lt. Col. F.C. Davis, MC)
- 34 : Control Commission for Austria (BE) (Attn: PW & DP Division)
- 35 : US Political Officer, (PW Section)
- 36 : British Political Officer, (PW Section)
- 37 : War Office (CA/DP), Hotel Victoria, London, WC2. (Attn: Lt. Col. Hammer)
- 38 : Director, Civil Affairs, War Department.
- 39-40: AFHQ, G-5, DP Section.
- 41 : Allied Commission (Italy), DP Sub-Commission.
- 42 : SHAEF REAR, Displaced Persons Branch.
- 43 : UNGRA, London (through SHAEF REAR) (Attn: Mr. F.C. Kettle)
- 44 : Major General Dragan, G-1 MAIN, PWX.
- 45-46: G-1 FORWARD, PWX.
- 47 : Air Staff, MAIN.
- 48 : Statistics Section, SGS, FORWARD.
- 49-50: CGS Mission, APO 655. (Attn: Lt. E.J. Carroll)
- 51 : Office of Chief of Transportation, Control & Planning Div. (Attn: Col. Murrill)
- 52 : FWD, 66 Rue Pierre Charron, Paris. (Attn: Mr. C.D. Jackson)

UNCLASSIFIED

R E S T R I C T E D

SUPREME HEADQUARTERS
ALLIED EXPEDITIONARY FORCE
G-5 Division
Displaced Persons Branch

DP 24/4

SHAET/G5/DP/2912/1.2

7 June 1945

MEMORANDUM

TO : See Distribution

INDEXED

SITUATION REPORT NO. 16

I No report issued 6 June.

II Repatriation

French	1,134,026 (4 June)	Russian	726,967 (5 June)
Belgian	220,777 (6 June)	Italian	24,928 (5 June)
Dutch	150,000 (est.)	Czechoslovak	11,416 (5 June)
Luxembourgais	5,000 (est.)		

- a. The figures given above represent the latest available information on the total numbers repatriated. PWs are included with displaced persons, as National Authorities make little distinction between the two categories in practice.
- b. No new figures have been received for French and Dutch repatriation since the last report.
- c. The 220,777 Belgians repatriated as at 6 June include 208,269 from Germany, 5636 from France, 3462 from Russia, 2552 from UK and 838 from Switzerland. Of the total, 9491 have been repatriated by air.
- d. Of the 726,967 Russians transferred to the Soviet Forces, 558,278 have been transferred by 12 A Gp. and 168,689 by 21 A Gp.
- e. 24,928 Italians have been repatriated from 12 A Gp. area.
- f. 11,416 Czechoslovaks have been repatriated by 12 A Gp.
- g. Western Europeans Transferred from Russian Armies. 21 A Gp. reports a total of 53,605 Western Europeans received from the Russians as of 5 June. It is estimated that about 170,000 Western Europeans have been transferred from the Russians to 12 A Gp. This gives an approximate total of 223,000 Westerners recovered.

III Displaced Persons On Hand In Germany

a. Summary

<u>Army Group</u>	<u>Date of Report</u>	<u>In Camps</u>	<u>Others Estimated</u>
12	5 June	1,582,907	416,705
6 (1 FR Army)	1 June	174,149	No estimate available
21	5 June	687,514	No estimate available
	Totals	2,444,570	416,705

b. Breakdown by Armies

<u>1. 12 A Gp.</u>	<u>In Camps</u>	<u>Others Estimated</u>
7 US Army	260,238	195,070
3 US Army	298,840	60,000
9 US Army	464,856	151,635
15 US Army	258,973	10,000
Totals	1,582,907	416,705

RECEIVED
 14 JUN 1945
 U.N.T.R.A. (REG.)

Eastbound
75,775
513,560
95,094
684,429

174,149 (in Camps)

1. 12 A Gp. See Appendix 1.
2. 6 A Gp. No new information received..
3. 21 A Gp. As follows:

Belgians	614	Italians	81,590
French	1,188	Poles	256,608
Dutch	1,279	Russians	236,801
Others W'bound	<u>4</u>	Others E'bd	<u>109,430</u>
	7		687,514

V Allied Liaison Officers. Deployment total to date is 781 - 205 French, 97 Belgian, 61 Dutch, 46 Czech, 143 Polish, 5 Norwegian, 4 Luxembourgish, 3 Greek, 3 Danish, 38 Yugoslav, 153 Russian, 23 Italian.

A.H. MOTTITT, JR.,
COLONEL, G.S.C.,
EXECUTIVE OFFICER

1 : ACOS, G-5 Division, FORWARD.
2 : DACOS, G-5. " , FORWARD.
3-17: G-5, DP Branch, MAIN
18 : G-5, Supply & Economics Branch, FORWARD. (Attn: Maj.Gen.F.F. Scowden)
19 : G-5, " " " " , MAIN (Attn: Lt. Col. Bailey)
20 : G-5, MAIN. Public Relations Group. (Attn: Lt.Col. Lovejoy)
21-22: G-5, MAIN. Information Branch. (Attn: Capt. Barnes)
23 : G-4, FORWARD. (Attn: Lt. Col. Wood)
24 : G-4, MAIN. (Attn: Capt. Woods)
25 : SHAEP Mission (Belgium) (Attn: G-5 DP Branch)
26 : SHAEP Mission (France) (Attn: G-5 DP Branch)
27 : SHAEP Mission (Netherlands) (Attn: G-5 DP Branch)
28 : Communications Zone, APO 887. (Attn: G-5 DP Branch)
29 : Political Division, US Gp. CC (Germany) (Attn: Mr. W.B. Lockling)
30 : US Gp. CC (Germany) (PW & DP Division) (Attn: Lt. Col. Fuller)
31 : US Gp. CC (Austria) (PW & DP Division)
32 : Control Commission for Germany (BE) (Attn: Col.L.H.F. Sanderson)
33 : Control Commission for Germany (BE) (Attn: Lt.Col.F.C.Davis,MC)
34 : Control Commission for Austria (BE) (Attn: PW & DP Division)
35 : US Political Officer, PW Section.
36 : British Political Officer, PW Section.
37 : War Office (CA/DP), Hotel Victoria, London, WC2. (Attn: Lt.Col. Hammer)
38 : Director, Civil Affairs, War Department.
39-40: AFHQ., G-5, DP Section.
41 : Allied Commission (Italy) DP Sub-Commission
42 : SHAEP REAR, Displaced Persons Branch. (Attn: Col. Shriver)
43 : UNRRA, London (through SHAEP REAR) (Attn: Mr. F.C. Kettle)
44 : Major General Dragun, G-1 MAIN, PWX.
45-46: G-1, FORWARD, PWX. 48. . Statistics Section, SGS, FORWARD.
47 : Air Staff, MAIN. 49-50. OSS Mission, APO 655. (Attn: Lt. E.J. Carroll)
51 : Office of Chief of Transportation, Control & Planning Div. (Attn: Col.Murri
52 : FWD, 66 Rue Pierre Charron, Paris. (Attn: Mr. C.D. Jackson)

APPENDIX 1

Nationality Breakdown of Displaced Persons on Hand in Germany in 12 A Gp. as of 5 June

	7 US Army		3 US Army		9 US Army		15 US Army		Total		Grand Total
	In Camps	Outside	In Camps	Outside	In Camps	Outside	In Camps	Outside	In Camps	Outside	
French	1,190	42,000	6,800	16,400	4,300	43,000	196	1,600	12,486	103,000	115,486
Belgian	5,402	9,700	793	3,100	3,516	9,000	137	1,000	4,848	22,800	27,648
Dutch	1,714	7,700	1,413	2,250	8,469	5,000	420	300	12,016	15,250	27,266
Luxembourgais	7	370	112	50	26	235	56	70	201	725	926
Russian	138,822	59,600	117,629	18,400	148,814	54,000	165,245	3,000	570,510	135,000	705,510
Polish	63,052	19,000	123,319	6,500	175,104	18,000	45,813	2,000	407,288	45,500	452,788
Yugoslav	12,243	3,500	24,237	1,000	5,850	7,300	2,513	300	44,843	12,100	56,943
Czechoslovak	2,122	2,900	973	600	2,482	1,000	707	200	8,662	4,700	13,362
Greek	3,557	2,100	2,253	500	265	1,000	173	60	6,248	3,660	9,908
Other Allied	20,378	12,500	-	1,850	47,786	6,500	953	1,300	69,117	22,150	91,267
Italian	16,751	26,500	42,984	8,200	66,845	5,600	42,662	100	169,242	40,400	209,642
Bulgarian	-	3,100	3,351	650	219	1,000	98	70	1,290	4,820	6,110
Other Ex-Enemy	-	6,100	274,976	500	1,180	-	-	-	276,156	6,600	282,756
TOTALS	260,238	195,070	598,840	60,000	464,856	151,635	258,973	10,000	1582,907	416,705	1,999,612

S. D. S.

From :
G-5 Division
SHAEP

UNHRA

41 Portland Place

London



P.2 u *P.G. B. B. B.* *Miss Bond* *DP247* **RESTRICTED**

SUPREME HEADQUARTERS
ALLIED EXPEDITIONARY FORCE
G-5 Division
Displaced Persons Branch

SHAFF/G5/DP/2912/1.2

5 June 1945

MEMORANDUM

TO : See Distribution

INDEXED

SITUATION REPORT NO. 15

I No Report issued 29 May through 4 June.

II Repatriation

French	1,134,026 (4 June)	Russian	630,000
Belgian	218,063 (3 June)	Polish	10,000
Dutch	150,000 (est.)	Italian	15,028
Luxembourgais	5,000	Czech	5,000

- (a) The figures given above represent the latest available information on the total numbers repatriated. PWs are included with displaced persons, as National Authorities make little distinction between these two categories in practice.
- (b) Included in the French figure of 1,134,026 as of 4 June are 130,065 repatriated by air. The increase on the 25 May figure of 911,992 is 222,034 (approximately 22,000 per day).
- (c) The 218,063 Belgians repatriated as at 3 June include 205,575 from Germany, 5,636 from France, 3,462 from Russia, 2,552 from UK and 838 from Switzerland. Of the total, 8,563 have been repatriated by air.
- (d) Of the 630,000 Russians, 499,564 have been transferred to the Russians from 12 A Gp. area through 3 June. An estimated additional 130,000 have been transferred to the Russians from 21 A Gp. area.
- (e) 7,122 Poles have been despatched from 12 A Gp. area. It is estimated that a total of 10,000 Poles have been passed into the Russian Zone from all army groups. This movement has now ceased pending high-level political decisions.
- (f) 15,028 Italians have been repatriated from 12 A Gp. area.

III Displaced Persons On Hand In Germany

(a) Summary

<u>Army Group</u>	<u>Date of Report</u>	<u>In Camps</u>	<u>Others Estimated</u>
12	4 June	1,921,876	416,905
6 (1 FR Army)	1 June	174,149	-
21	4 June	470,152	-
	Total	2,566,177	416,905

<u>12 A Gp.</u> (as of 4 June)	<u>Army</u>	<u>In Camps</u>	<u>Others Estimated</u>
	7 US	252,115	195,070
	3 US	627,498	60,000
	9 US	776,879	151,635
	15 US	265,384	10,200
	Totals	1,921,876	416,905

Nationality Breakdown.

See Appendix 1.

R E S T R I C T E D

(c) 6 A Gp. (1 FR. Army) In Camps - 174,149
(as at 1 June)

1. Nationality Breakdown. See Appendix 2.
2. No estimate of those outside camps is available.

(d) 21 A Gp. In Camps - 470,152
(as at 4 June)

1. Nationality Breakdown. See Appendix 2.
2. No estimate is available as to numbers outside camps.

IV UNRRA. As of 4 June, 240 teams were deployed; in addition, 12 French Red Cross teams were deployed. 810 people were at Granville as of 2 June. A total of 3,295 had been recruited as of 26 May.

V Allied Liaison Officers. No new information received. See Report No. 14 for breakdown of total deployed of 772.

A. H. MOFFITT, JR.,
COLONEL, G. S. C.,
EXECUTIVE OFFICER.

DISTRIBUTION

1	:	ACOS, G-5 Division, FORWARD	
2-16	:	G-5, DP Branch, MAIN	
17	:	G-5, Supply & Economics Branch, FORWARD	(Attn: Maj. Gen. F.F. Scowden)
18	:	G-5, " " " MAIN	(Attn: Lt. Col. Bailey)
19	:	G-5, MAIN. Public Relations Group.	(Attn: Lt. Col. Lovejoy)
20-21	:	G-5, MAIN. Information Branch.	(Attn: Capt. Barnes)
22	:	G-4, FORWARD.	(Attn: Lt. Col. Wood)
23	:	G-4, MAIN.	(Attn: Capt. Woods)
24	:	SHAEP Mission (Belgium)	(Attn: G-5, DP Branch)
25	:	SHAEP Mission (France)	(Attn: G-5, DP Branch)
26	:	SHAEP Mission (Netherlands)	(Attn: G-5, DP Branch)
27	:	Communications Zone, APO 387.	(Attn: G-5, DP Branch)
28	:	Political Division, US Gp. CC. (Germany)	(Attn: Mr. W.B. Lockling)
29	:	US Gp. CC (Germany) (PW & DP Division)	(Attn: Lt. Col. Fuller)
30	:	US Gp. CC (Austria) (PW & DP Division)	
31	:	Control Commission for Germany (BE)	(Attn: Col. L.H.F. Sanderson)
32	:	Control Commission for Germany (BE)	(Attn: Lt. Col. F.C. Davis, MC)
33	:	Control Commission for Austria (BE)	(Attn: PW & DP Division)
34	:	US Political Officer, PW Section.	
35	:	British Political Officer (PW Section)	
36	:	War Office (CA/DP), Hotel Victoria, London, WC2.	(Attn: Lt. Col. Hammer)
37	:	Director, Civil Affairs, War Department.	
38-39	:	AFHQ, H-5, DP Section.	
40	:	Allied Commission (Italy) - DP Sub-Commission.	
41	:	SHAEP REAR, Displaced Persons Branch.	(Attn: Col. Shriver)
42	:	UNRRA, London (through SHAEP REAR)	(Attn: Mr. F.C. Kettle)
43	:	Major-General Dragan, G-1, MAIN, PWX.	
44-45	:	G-1, FORWARD, PWX.	
46	:	Air Staff, MAIN.	
47	:	Statistics Section, SGS. FORWARD	
48	:	Office of Chief of Transportation, Control & Planning Div. (Att: Col. Murril)	
49	:	PWD, 66 Rue Pierre Charron, Paris.	(Attn: Mr. C.D. Jackson)

DP 24/X A2659
Esleach
Gleason
Skin
UNITED NATIONS
RELIEF AND REHABILITATION ADMINISTRATION

1344 CONNECTICUT AVENUE
WASHINGTON 25, D. C.

INDEXED

20 APR 1945

Dr. W. Langrod
Head, Repatriation Section
Division on Displaced Persons
European Regional Office - UNRRA
11 A Portland Place
London W 1, England



Dear Dr. Langrod:

I gather from a letter received from the Continent that our people in SHAEF (Longley and Krane, primarily) are putting out a good weekly report. If you are getting it, I should appreciate your passing it along to this office.

Best personal regards,

Thomas M. Cooley, II
Deputy Director
Division on Displaced Persons

I have read this letter
on Sept. 19th

RESTRICTED

SUPREME HEADQUARTERS
ALLIED EXPEDITIONARY FORCE
G-5 Division
Displaced Persons Branch

RECEIVED
31 MAY 1945
U.N.R.R.A. (REGY.)

DP
24X

SHAEF/G5/DP/2912/1.2

28 May 1945

MEMORANDUM

TO : Sec Distribution

INDEXED

SITUATION REPORT NO. 14

I No report issued 27 May.

II Repatriation

a. USSR Citizens. In accordance with the terms of the SHAEF-USSR Plan signed at LEIPZIG on 22 May 1945, the daily exchange of former prisoners of war and civilians liberated by the Red Army and the Allied Forces is now in operation. 12 A Gp. reports as of 27 May that 131,600 Soviet displaced persons and PWs have been transferred to the Russians; this includes a large number transferred unofficially prior to the signing of the Plan. From 21 A Gp. area, as at 27 May, 52,944 Russians had been transferred to the USSR Zone.

b. Czechoslovak Citizens. 12 A Gp. reports to date a total of 1,590 Czechoslovaks repatriated. It is probable that the repatriation total of these Nationals is in the region of 5,000.

c. Western Europeans.

	As Reported by G-5 Army Groups			As Reported by National Authorities and SHAEF Missions.	
	12 A Gp. (27 May)	21 A Gp. (27 May)	6 A Gp. (22 May)		
French	379,421	156,411	152,000	25/5	911,992
Belgian	101,158	29,885	-	25/5	170,141
Dutch	78,312	33,289	-		-
Luxembourgais	2,895	-	-		-
<u>TOTALS</u>	<u>561,786</u>	<u>219,585</u>	-		-

1. 'National Authorities' figures include PWs and those processed at reception centers who were not part of organized movements.

2. Included in the French figure of 911,992 as of 25 May are 118,575 repatriated by air. The increase on the 24 May figure of 882,341 is 29,651.

3. The 170,141 Belgians repatriated as at 25 May include 157,959 from Germany, 5,636 from France, 3,462 from Russia, 2,300 from UK, and 784 from Switzerland. Of the total, 5,922 have been repatriated by air.

III Displaced Persons On Hand In Germany

a. Summary

Army Group	Date of Report	In Camps	Others Estimated
12	27 May	2,292,013	477,999
6 (1 FR Army)	12 May	100,939	50,000
21	27 May	414,486	-
<u>TOTALS</u>		<u>2,807,438</u>	<u>527,999</u>

RESTRICTED

b. 12	<u>Army</u>	<u>In Camps</u>	<u>Others Estimated</u>
Army	7 US	449,594	200,000
Group	3 US	430,736	100,000
(as of)	9 US	1,117,709	162,099
(27 May)	15 US	293,974	15,900
	<u>TOTALS</u>	<u>2,292,013</u>	<u>477,999</u>

c. 21		<u>In Camps</u>	
Army	1 CAN }	<u>Westbound</u>	<u>Eastbound</u>
Group	2 IR }		
(as of)	1 BR Corps }	67,518	346,968
(27 May)	<u>TOTAL</u>	<u>414,486</u>	

1. Nationality Breakdown.

French	18,612	
Belgian	9,234	
Dutch	17,515	
Italian	39,659	
Polish	94,323	
Russian	155,162	
Remainder	22,157	Westbound
Unclassified	57,824	Eastbound
<u>TOTAL</u>	<u>414,486</u>	

2. No estimate is available as to numbers outside camps.

d. 6 A Gp.		<u>In Camps</u>	<u>Others Estimated</u>
(as of)			
(12 May)	1 FR Army	100,939	50,000

IV UNRRA. 200 teams have been deployed as at 27 May - 45 to 21 A Gp. (3 since last report); 153 to 12 A Gp. (an increase of 7); and with the 6 A Gp. the number remains at 2. 806 persons are reported at the Granville Training Center.

V Allied Liaison Officers. A revised deployment total of 772 is given as at 27 May - 209 French, 95 Belgian, 58 Dutch, 45 Czech, 143 Polish, 5 Norwegian, 4 Luxembourgish, 2 Greek, 3 Danish, 36 Yugoslav, 158 Russian and 14 Italian.

A. H. MOFFITT, JR.,
COLONEL, G. S. C.,
EXECUTIVE OFFICER.

DISTRIBUTION

1 :	ACOS, G-5 Division, FORWARD	
2-11:	G-5, DP Branch, FORWARD	
12 :	G-5, Supply & Economics Branch, FORWARD.	(Attn: Maj. Gen. F. F. Scowden)
13 :	G-5, " " " MAIN	(Attn: Lt. Col. Bailey)
14 :	G-5, MAIN, Public Relations Group.	(Attn: Lt. Col. Lovejoy)
15-16:	G-5, MAIN, Information Branch.	(Attn: Capt. Barnes)
17 :	G-4, FORWARD.	(Attn: Lt. Col. Wood)
18 :	G-4, MAIN.	(Attn: Capt. Woods)
19 :	SHAEP Mission (Belgium).	(Attn: G-5, DP Section)
20 :	SHAEP Mission (France).	(Attn: G-5, DP Section)
21 :	SHAEP Mission (Netherlands)	(Attn: G-5, DP Section)
22 :	Communications Zone, APO 3-7.	(Attn: G-5, DP Section)
23 :	Political Division, US Gp. CC.	(Attn: Mr. W. B. Lockling)
24 :	US Gp. CC (PW & DP Division)	(Attn: Lt. Col. Fuller)
25 :	Control Commission for Germany (BE)	(Attn: Lt. Col. L. H. F. Sanderson)
26 :	Control Commission for Germany (BE)	(Attn: Lt. Col. F. C. Davis, MC)
27 :	War Office (CI/DP), Hotel Victoria, London, WC2.	(Attn: Lt. Col. Hammer)
28 :	SHAEP REAR, Displaced Persons Branch.	(Attn: Major Frost)
29 :	UNRRA, London (through SHAEP REAR)	(Attn: Mr. F. C. Kettle)
30 :	Director, Civil Affairs	
31 :	Major-General Dragoon, G-1, MAIN, PWX.	32. Air Staff, SHAEP MAIN
33. :	Office of Chief of Transportation, Control & Planning Div.	(Att. Col. Murrill)
34. :	G-1, FORWARD, War Room.	35: PWD, 66 Rue Pierre Charron, Paris.
		(Attn: Mr. C. D. Jackson)

Nationality Breakdown of Displaced Persons on Hand in Germany in 12 A Gp. as of 27 May

	7 US Army		3 US Army		9 US Army		15 US Army		Totals		GRAND TOTAL
	In Camps	Outside	In Camps	Outside	In Camps	Outside	In Camps	Outside	In Camps	Outside	
French	27,158		12,000	29,000	31,050	46,000	1,374	2,500	71,582	77,500	149,082
Belgian	5,254		1,000	3,000	13,554	10,000	407	1,500	20,215	14,500	34,715
Dutch	4,565	0	1,000	2,000	23,019	5,000	547	500	29,131	7,500	36,631
Luxembourgeois	284	0	100	1,000	621	199	53	100	1,058	1,299	2,357
Russian	208,259	0	186,964	33,000	513,638	56,000	200,238	5,000	1,109,099	94,000	1,203,099
Polish	97,465	0	98,803	13,000	323,966	21,000	45,295	3,000	565,529	37,000	602,529
Yugoslav	17,789	0	10,000	1,000	25,707	7,300	2,369	500	55,865	8,800	64,665
Czechoslovak	7,399	0	999	3,000	19,410	1,000	597	100	28,405	4,100	32,505
Greek	5,146	0	1,500	500	1,200	1,000	139	300	7,985	1,800	9,785
Other Allied	42,356	0	21,000	5,000	11,426	8,000	41,762	100	116,544	13,100	129,644
Italian	30,081	0	34,000	4,000	136,265	5,600	1,094	2,000	201,440	11,600	213,040
Bulgarian	875		370	500	5,212	1,000	99	300	6,556	1,800	8,356
Other Ex-Enemy	2,963		63,000	5,000	12,641	-	-	-	78,604	5,000	83,604
TOTALS	449,594		430,736	100,000	1,117,709	162,099	293,974	15,900	2,292,013	277,999	2,570,012
/ Plus 7 US Army Total										200,000	200,000
										477,999	2,770,012

* Not including 7 US Army 'Outside Camps' Total.

INDEXED

RESTRICTED

SUPREME HEADQUARTERS
ALLIED EXPEDITIONARY FORCE
G-5 Division
Displaced Persons Branch

SHAFT/G5/DE/2912/1.2

26 May 1945

MEMORANDUM

TO : See Distribution

SITUATION REPORT NO. 13

I No No report issued 25 May.

II Displaced Persons On Hand in Germany

1. Summary

Army Group	Date of Report	In Camps	Others Estimated
12	25 May	2,069,267	384,310
6(1 FR Army)	12 May	100,939	50,000
21	25 May	342,225	108,884
TOTALS		2,512,431	543,194

2. 12	7 US Army	25 May	199,622	103,100
Army	3 US Army	25 May	458,079	100,000
Group	9 US Army	25 May	1,116,722	165,310
(as of)	15 US Army	25 May	294,844	15,900
(25 May)				
TOTALS			2,069,267	384,310

Nationality. Appendix 1 shows nationality breakdown.

3. 21	Army Group	Date	In Camps	
			Westbound	Eastbound
(as of)	2 BR Army	25 May	49,743	292,482
(25 May)	1 CAN "			
			342,225	

a. Nationality Breakdown

French	19,875	
Belgian	12,814	
Dutch	17,054	
Italian		39,839
Polish		92,295
Russian		160,348
Others	26,060	82,824
TOTALS	75,803	375,306
		451,109

The above total of 451,109 includes 'unclassified' displaced persons in the 2 BR Army area, estimated at 26,060 westbound and 75,803 eastbound.

4. 6 A Gp.			In Camps.	Others Estimated
(as of)	1 FR Army	12 May	100,939	50,000
(12 May)				
			Includes	
			50,939	
			Russians	

III <u>Repatriation</u>	12 A Gp. (25 May)	21 A Gp. (25 May)	6 A Gp. (12 May)	Date	National Authorities and SHAFT Missions
French	352,539	139,194		24/5	882,341
Belgian	97,071	27,288		22/5	145,207
Dutch	72,800	32,355		-	
Luxembourgish	2,755				
Czech	1,590				
TOTALS	526,755	198,837	157,662		

R E S T R I C T E D

- a. 'National Authorities' figures include PWs and those processed at reception centers who were not part of organized movements.
- b. Included in the French repatriation figure of 882,341 as of 24 May are 115,556 brought back by air. An increase of 48,034 is shown on the figure of 834,307 as at 22 May.
- c. 21 A Gp. on 25 May repatriated 13,750 persons, of whom 12,000 were French and the remainder Dutch and Belgian.
- d. The figure of 164,501 Belgians repatriated as at 24 May includes 152,564 from Germany, 5,636 from France, 3,462 from Russia, 2,055 from UK, and 784 from Switzerland. 5,455 have been repatriated by air.

V UNRRA now has 190 teams deployed to Army Groups - 42 to the 21 A Gp. (6 since 23 May); 146 with the 12 A Gp. (an increase of 42 on the previous figure, but including 28 in the former 6 A Gp. Area); and 2 with 6 A Gp. 858 persons are reported at the Granville Mobilization and Training Center.

VI Allied Liaison Officers' deployment total to date is 785 - 214 French, 106 Belgian, 59 Dutch, 47 Czech, 136 Polish, 5 Norwegian, 4 Luxembourgais, 1 Greek, 3 Danish, 35 Yugoslav, 161 Russian and 14 Italian.

W. H. HOFFETT, JR.,
COLONEL, G. S. C.,
EXECUTIVE OFFICER.

DISTRIBUTION

- | | | |
|-------|--|-----------------------------------|
| 1 | : ACOS, G-5 Division, FORWARD. | |
| 2-11 | : G-5, DP Branch, FORWARD | |
| 12 | : G-5, Supply & Economics Branch; FORWARD. | (Attn: Maj. Gen. F.F. Scowden) |
| 13 | : G-5, " " " " MAIN. | (Attn: Lt. Col. Bailey) |
| 14 | : G-5, MAIN. Public Relations Group. | |
| 15-16 | : G-5 MAIN. Information Branch. | (Attn: Capt. Barnes) |
| 17 | : G-4, FORWARD. | (Attn: Lt. Col. Wood) |
| 18 | : G-4, MAIN. | (Attn: Capt. Woods) |
| 19 | : SHLEF Mission (Belgium). | (Attn: G-5, DP Section) |
| 20 | : SHLEF Mission (France). | (Attn: G-5, DP Section) |
| 21 | : SHLEF Mission (Netherlands). | (Attn: G-5, DP Section) |
| 22 | : Communications Zone, APO 887. | (Attn: G-5, DP Section) |
| 23 | : Political Division, US Gp. CC. | (Attn: Mr. M.B. Lockling) |
| 24 | : US Gp. CC (PW & DP Division) | (Attn: Lt. Col. Fuller) |
| 25 | : Control Commission for Germany (BE) | (Attn: Lt. Col. L.H.F. Sanderson) |
| 26 | : Control Commission for Germany (BE) | (Attn: Lt. Col. F.C. Davis, MC) |
| 27 | : War Office (CA/DP), Hotel Victoria, London, WC2. | (Attn: Lt. Col. Hammer) |
| 28 | : SHLEF REAR, Displaced Persons Branch. | (Attn: Major Frost) |
| 29 | : UNRRA, London (through SHLEF REAR) | (Attn: Mr. P.C. Kettle) |
| 30 | : Director, Civil Affairs Division, Washington. | |
| 31 | : Major-General Dragun, G-1 MAIN, PWZ. | |
| 32 | : Air Staff, SHLEF MAIN. | |
| 33 | : Office of Chief of Transportation, Control & Planning Div. (Att. Col. Murrell) | |
| 34 | : G-1, FORWARD. War Room. | |
| 35 | : FWD, 66 Rue Pierre Charron, Paris. | (Attn: Mr. C.D. Jackson) |

APPENDIX 1

Nationality Breakdown of Displaced Persons on Hand in Germany in 12 A Gp. as of 25 May

X	7 US Army		3 US Army		9 US Army		15 US Army				GRAND TOTAL
	In Camps	Outside	In Camps	Outside	In Camps	Outside	In Camps	Outside	In Camps	Outside	
French	20,529	30,000	15,000	29,000	34,943	47,000	1,244	2,500	71,716	108,500	180,216
Belgian	1,593	5,000	20,000	3,000	14,744	11,000	438	1,500	36,775	20,500	57,275
Dutch	2,349	3,000	2,000	2,000	24,154	5,000	691	500	29,194	10,500	39,694
Luxembourgais	220	100	200	1,000	550	210	171	100	1,141	1,410	2,551
Russian	86,642	30,000	186,964	33,000	524,455	56,000	201,383	5,000	999,444	124,000	1,123,444
Polish	43,752	12,000	98,803	13,000	325,170	21,000	45,078	3,000	512,803	49,000	561,803
Yugoslav	8,737	1,000	10,000	1,000	23,817	8,500	2,376	500	44,930	11,000	55,930
Czechoslovak	5,212	1,000	2,000	3,000	18,511	1,000	563	300	26,286	5,300	31,586
Greek	2,200	1,000	1,312	500	1,200	1,000	147	100	4,859	2,600	7,459
Other Allied	12,979	3,000	21,000	5,000	12,307	8,000	41,619	2,000	87,905	18,000	105,905
Italians	11,600	15,000	34,000	4,000	131,940	5,600	-	300	177,540	24,900	202,440
Bulgarian	846	1,000	3,700	500	4,931	1,000	97	100	9,574	2,600	12,174
Other Ex-Enemy	2,963	1,000	63,100	5,000	-	-	1,037	-	67,100	6,000	73,100
TOTALS	199,622	103,100	458,079	100,000	1,116,722	165,310	294,844	15,900	2,069,267	384,310	2,453,577

RESTRICTED

SUPREME HEADQUARTERS
ALLIED EXPEDITIONARY FORCE
G-5 Division
Displaced Persons Branch

UNRRA LONDON

(Thru SHAEF Lead)

Attn: Mr. Ketter

SHAEF/G5/DP/2912/1.2

24 May 1945

MEMORANDUM
TO :

See Distribution

INDEXED

SITUATION REPORT NO. 12

I NOTE: No report issued 23 May.

II Displaced Persons On Hand In Germany

1. Summary

Army Group	Date of Report	In Camps	Others Estimated	
12	23 May	1,989,845	372,700	
6(1 FR Army)	12 May	100,939	50,000	
21	23 May	246,409	81,780	
		<u>2,337,193</u>	<u>504,480</u>	
2. 12	7 US Army	23 May	199,622	103,100
Army	3 US Army	23 May	423,670	107,000
Group	9 US Army	23 May	1,070,477	146,700
(as of)	15 US Army	23 May	296,076	15,900
(23 May)				
	<u>TOTALS</u>	<u>1,989,845</u>	<u>372,700</u>	

Nationality. Appendix 1 shows nationality breakdown.

Army Group	Date of Report	In Camps	Westbound	Eastbound
21				
1 CAN Army	23 May	1,186	52,946	
2 BR Army	23 May	40,069	152,208	
		<u>TOTALS</u>	<u>41,255</u>	<u>205,154</u>

a. Nationality Breakdown:

	1 CAN Army	2 BR Army
French	657	19,194
Belgian	109	6,779
Dutch	420	10,521
Italian	7,950	15,119
Polish	11,690	41,103
Russian	28,290	82,430
Others	5,016	17,131
	<u>54,132</u>	<u>192,277</u>
	<u>246,409</u>	

b. The total of 81,870 estimated outside of camps covers the 2 BR Army area, and includes 53,990 westbound and 27,790 eastbound.

Army Group	Date of Report	In Camps	Others Estimated
6 A Gp.			
(as of)			
(12 May)	1 FR Army	100,939	50,000
		Includes	
		50,939 Russians.	

III Repatriation

12 A Gp.	21 A Gp.	6 A Gp.	Nationality	Date	As Reported by National Authorities and SHAEF Missions.
(23 May)	(23 May)	(12 May)			
332,046	118,683		French	22/5	834,307
92,018	22,981		Belgians	22/5	145,207
66,550	30,376		Dutch	-	89,600
2,713			Lux'ois		
1,590			Czech		
<u>TOTALS</u>	<u>494,917</u>	<u>172,040</u>	<u>157,662</u>		

APPENDIX 1

Nationality Breakdown of Displaced Persons on Hand in Germany in 12 A Gp. as of 23 May

	7 US Army		3 US Army		9 US Army		15 US Army		Total		GRAND TOTAL
	In Camps	Outside	In Camps	Outside	In Camps	Outside	In Camps	Outside	In Camps	Outside	
French	20,529	30,000	30,000	30,000	61,293	46,000	1,400	2,500	113,222	108,500	221,722
Belgian	1,593	5,000	5,000	5,000	23,474	9,000	383	1,500	30,450	18,500	48,950
Dutch	2,349	3,000	3,000	2,000	23,786	5,000	2,789	500	31,924	10,500	42,424
Luxembourg-Geois	220	100	500	1,000	600	200	157	100	1,477	1,400	2,877
Russian	86,642	30,000	179,100	35,000	523,128	50,000	200,895	5,000	989,765	120,000	1,109,765
Polish	43,752	12,000	72,200	15,000	252,266	18,000	44,596	3,000	412,814	48,000	460,814
Yugoslav	8,737	1,000	9,750	1,000	23,168	5,000	2,338	500	43,993	7,500	51,493
Czechoslovak	5,212	1,000	8,000	3,000	16,471	1,000	545	300	30,228	5,300	35,528
Bulgarian	846	1,000	370	500	4,834	1,000	96	100	6,146	2,600	8,746
Greek	2,200	1,000	1,300	500	1,200	500	161	100	4,861	2,100	6,961
Other Allied	12,979	3,000	20,000	5,000	25,306	6,000	1,039	2,000	59,324	16,000	75,324
Italian	11,600	15,000	32,800	5,000	104,701	5,000	41,677	300	190,778	25,300	216,078
Other Ex-Enemy	2,963	1,000	61,650	6,000	10,250	-	-	-	74,863	7,000	81,863
TOTALS	199,622	103,100	423,670	107,000	1070,477	146,700	296,076	15,900	1,989,845	372,700	2,362,545

RESTRICTED
 SUPREME HEADQUARTERS
 ALLIED EXPEDITIONARY FORCE
 G-5 Division
 Displaced Persons Branch

UNRRA, London
THRU SHAFF REAR
ATTN: Mr. F.C. Kettle
Miss Bond

SHAFF/G5/DP/2912/1.2

22 May 1945

MEMORANDUM

TO : See Distribution

SITUATION REPORT NO. 11

I NOTE: No report issued 21 May.

II Displaced Persons on Hand in Germany

1. Summary

	<u>Army Group</u>	<u>Date of Report</u>	<u>In Camps</u>	<u>Others Estimated</u>	
	12	21 May	2,021,149	336,800	
	6 (1 FR Army)	12 May	100,939	50,000	
	21	21 May	256,661	90,580	
	<u>TOTALS</u>		<u>2,378,749</u>	<u>477,380</u>	
2.	12	7 US Army	21 May	199,622	103,100
	Army	3 US Army	21 May	451,100	71,100
	Group	9 US Army	21 May	1,070,477	146,700
	(as of)	15 US Army	21 May	299,950	15,900
	(21 May)	<u>TOTALS</u>	<u>2,021,149</u>	<u>336,800</u>	

Nationality See Appendix 1 for nationality breakdown.

			<u>In Camps</u>		
			<u>Westbound</u>	<u>Eastbound</u>	
3.	21				
	Army				
	Group				
	(as of)	2 BR Army	21 May	39,133	162,545
	(21 May)	1 CAN "	21 May	2,006	52,977
	<u>TOTALS</u>			<u>41,139</u>	<u>215,522</u>

a.	<u>Nationality breakdown:</u>	<u>2 BR.</u>	<u>1 CAN.</u>	<u>2 BR.</u>	<u>1 CAN.</u>
	French	21,534	1,511		
	Belgian	7,230	78		
	Dutch	10,369	399		
	Others		18	12,980	5,015
	Italian			16,666	7,934
	Polish			48,981	11,740
	Russian			84,918	28,288
	<u>Subtotals</u>	<u>39,133</u>	<u>2,006</u>	<u>162,545</u>	<u>52,977</u>
	<u>TOTALS</u>	<u>41,139</u>		<u>215,522</u>	
				<u>256,661</u>	

b. Of the total of 90,580 outside of camps reported in the Hamburg and Mecklenburg areas, 52,790 are westbound and 37,790 eastbound.

4.	6		<u>In Camps</u>	<u>Others Estimated</u>	
	Army				
	Group	1 FR Army	12 May	100,939	50,000
	(as of)				
	(12 May)				

NOTE: Of the 100,939 in camps, 50,939 are Russians.

R E S T R I C T E D

III Repatriation

1.	12 A Gp. (21 May)	21 A Gp. (21 May)	6 A Gp. (12 May)	Nationality	Date	As Reported by National Authorities and SHAEF Missions
	320,533	100,926		French	18 May	725,964
	88,270	21,328		Belgian	17 May	126,453
	58,279	28,992		Dutch	-	-
	2,541			Lux'ois	-	-
	1,590			Czech		
<u>TOTALS</u>	<u>471,213</u>	<u>151,246</u>	<u>157,662</u>			

- 'National Authorities' figures include PWs and those processed at reception centers who were not part of organized movements.
- The French repatriation figure of 725,964 for 18 May includes about 105,000 brought back by air, and represents an increase of 23,124 in the figure of 702,840 for 17 May.
- The Belgian repatriation figure includes 115,526 from Germany, 5,435 from France, 3,448 from Russia, 1,284 from UK and 760 from Switzerland.
- 21 A Gp. reports the repatriation of Westerners at current rate of 10,000 a day, and the daily exchange with the Russians of 6000 Westerners for 6000 Russians.

IV UNRRA. As of 21 May, 160 teams have been deployed, distributed as follows:
21 A Gp. 33: 12 A Gp. 99: 6 A Gp. 28.

758 persons are reported at the Granville Mobilization and Training Center.

V Allied Liaison Officers. Total deployed is now 765 - 212 French, 105 Belgian, 57 Dutch, 45 Czech, 134 Polish, 5 Norwegian, 4 Luxembourgish, 1 Greek, 3 Danish, 33 Yugoslav, 152 Russian and 14 Italian.

att:unoff
A. H. MOFFET, JR.;
COLONEL, G. S. C.,
EXECUTIVE OFFICER.

DISTRIBUTION

- 1 : AGOS, G-5 Division, FORWARD.
- 2 - 5: G-5, DP Branch, FORWARD
- 6 -10: G-5, DP Branch, MAIN. Chiefs of Sections.
- 11 : Control Council Liaison Officer (Col. Gramer)
- 12 : G-5, Supply & Economics Branch, FORWARD. (Attn: Maj.Gen. F.F. Snowden)
- 13 : G-5, " " " " " " (Attn: Lt. Col. Bailey)
- 14 : G-5, MAIN. Public Relations Group.
- 15-16: G-5, MAIN. Information Branch. (Attn: Capt. Barnes)
- 17 : G-5, FORWARD. " " " " " " (Attn: Lt. Col. Wood)
- 18 : G-4, FORWARD. (Attn: Capt. Woods)
- 19 : G-4, MAIN. (Attn: G-5, DP Section)
- 20 : SHAEF Mission (Belgium) (Attn: G-5, DP Section)
- 21 : SHAEF Mission (France) (Attn: G-5, DP Section)
- 22 : SHAEF Mission (Netherlands) (Attn: G-5, DP Section)
- 23 : Communications Zone, APC 887. (Attn: G-5, DP Section)
- 24 : Political Division, US Gp. CC. (Attn: Mr. W.B. Lockling)
- 25 : US Group CC. (Attn: Lt. Col. Fuller)
- 26 : Control Commission for Germany (BE) (Attn: Col. L.H. F. Sanderson)
- 27 : " " " " (BE) (Attn: Lt. Col. F.C. Davis, MC)
- 28 : War Office (CA/DP), Hotel Victoria, London, WC2. (Attn: Lt. Col. Hammer)
- 29 : SHAEF REAR, Displaced Persons Branch. (Attn: Major Frost)
- 30 : UNRRA, London. (through SHAEF REAR) (Attn: Mr. F.C. Kettle)
- 31 : Director, Civil Affairs Division, Washington.
- 32 : Major-General Dragun, G-1 Main, FWX.
- 33 : FWD, 66 Rue Pierre Charron, Paris. (Attn: Mr. C.D. Jackson)
- 34 : Air Staff, SHAEF MAIN. (Attn: Lt. Col. G.E. Stover)
- 35 : Office of Chief of Transportation, Control & Planning Div. (Attn: Col. Merrill)
- 36 : G-1, FORWARD. War Room.

APPENDIX 1

Nationality Breakdown of Displaced Persons on Hand in Germany in 12 A. Gp. as of 21 May

	7 US Army		3 US Army		9 US Army		15 US Army		Total		GRUND TOTAL
	In Camps	Outside	In Camps	Outside	In Camps	Outside	In Camps	Outside	In Camps	Outside	
French	20,529	30,000	51,100	21,000	61,293	46,000	1,481	2,500	134,303	99,500	233,803
Belgian	1,593	5,000	5,000	2,500	23,474	9,000	668	1,500	30,735	18,000	48,735
Dutch	2,349	3,000	3,000	2,000	23,786	5,000	3,961	500	33,096	10,500	63,596
Luxembourgais	220	100	500	1,000	600	200	119	100	1,439	1,400	2,839
Russian	86,642	30,000	179,000	25,000	523,128	50,000	202,160	5,000	990,930	110,000	1,100,930
Polish	43,752	12,000	80,000	11,000	252,266	18,000	46,117	3,000	422,15	44,000	466,135
Yugoslav	8,737	1,000	10,000	200	23,168	5,000	2,291	500	44,196	6,700	50,896
Czechoslovak	5,212	1,000	8,000	200	16,471	500	519	300	30,202	2,500	32,702
Greek	2,200	1,000	1,300	100	1,200	1,000	106	100	4,806	1,700	6,506
Other Allied	12,979	3,000	20,000	1,000	25,306	5,000	1,155	2,000	59,440	12,000	71,440
Italians	11,600	15,000	32,000	1,000	104,701	6,000	41,276	300	189,577	21,300	210,877
Bulgarian	846	1,000	300	100	4,834	1,000	97	100	6,077	2,200	8,277
Other Ex-Enemy	2,963	1,000	61,000	6,000	10,250	-	-	-	74,213	7,000	81,213
	199,622	103,100	451,100	71,100	1,070,477	146,700	299,950	15,900	2021149	336,800	2,357,949

61,000 shown above includes 55,000 Hungarian

2377958
144716

INDEXED

UNRECORDED

RESTRICTED

SUPREME HEADQUARTERS
ALLIED EXPEDITIONARY FORCE
G-5 Division
Displaced Persons Branch

DP 24X

SHAFF/G5/DP/2912/1.2

20 May 1945

MEMORANDUM

TO : See Distribution

DAILY SITUATION REPORT NO. 10

I NOTE: No Reports issued 15 through 19 May.

II Displaced Persons on Hand in Germany

1. Summary

Army Group	Date of Report	In Camps	Others Estimated
12	19 May	1,998,267	336,800
6 (1 FR Army)	12 May	100,939	50,000
21	19 May	334,643	100,000
TOTALS		2,433,849	486,800

12	3 US Army	19 May	370,960	71,100
Army	7 US Army	"	256,752	103,100
Group	9 US Army	"	1,070,477	146,700
(as of)	15 US Army	"	300,978	15,900
(19 May)				
TOTALS			1,998,267	336,800

a. Displaced persons in 1 US Army area have now been absorbed into 3 and 9 US Armies. 7 US Army now comes into 12 A Gp. area, thus leaving 6 A Gp. with only 1 French Army.

b. Nationality. See Appendix 1 for nationality breakdown.

3. 21	1 CAN)	and)	19 May	In Camps	
				Westbound	Eastbound
Army				94,256	240,387
Group	2 BR)				
(as of)			TOTAL	334,643	
(19 May)					

NOTE: In addition, it is estimated that there are 100,000 displaced persons in Hamburg and the 18 US Corps area

4. 6			In Camps	Others Estimated
Army				
Group	1 FR Army	12 May	100,939	50,000
(as of)				
(12 May)				

NOTE: Out of the above figure of 100,939 in camps, 50,939 are Russians.

III Repatriation

1. 12 A Gp.	21 A Gp.	6 A Gp.	Nationality	Date	As Reported by National Authorities and SHANT Missions.
(19 May)	(19 May)	(12 May)			
285,390	89,405		French	17 May	702,840
83,323	21,008		Belgians	17 May	135,200
52,346	20,767		Dutch	13 May	82,000
TOTALS	421,059	139,180			157,662

RECEIVED
12 MAY 1945

U.N.R.R.A. (

RESTRICTED

- At the Granville Mobilization and Training Center the number of persons reported is 758.

Allied Liaison Officers. Deployment total to date is 739, comprised of 212 French, 94 Belgians, 57 Dutch, 45 Czech, 129 Poles, 5 Norwegians, 4 Luxembourgers, 1 Greek, 3 Danes, 33 Yugoslavs, 142 Russians, 14 Italians. The DODD Training Course which began on 14 May is now finished, and no more courses will be held.

A. H. MORFITT, JR.,
COLONEL, G. S. C.,
EXECUTIVE OFFICER.

1 : G-5, SHAEF Forward. (Attn: Chief, Displaced Persons Branch)
2 : G-5, " " (Attn: D/Chief, " " "
3 - 4: G-5, " " (Attn: Major M.J. Proudfoot, DP Branch)
5 : ACOG, G-5 Division, SHAEF Forward.
6 : Chief, Processing Center Section } Displaced
7 : Chief, Repatriation Section } Persons
8 : Chief, Allied Liaison Section } Branch,
9 : Chief, Administrative & Personnel Section } G-5,
10 : UNRRA Unit (Attn: Major Frost) } SHAEF MAIN
11 : Control Council Liaison Officer (Col. Cramer)
12 : G-5 Division, Supply & Economics Branch (Attn: Lt. Col. Bailey)
13 : G-5 Division, Supply Branch, SHAEF Forward. (Attn: Maj. Gen. F.F. Scowden)
14 : G-5 Division, Public Relations Group.
15 : G-5 Division, Information Branch.
16 -17: G-5 Division, Information Branch. (Attn: Capt. Barnes)
18 : G-4 Division. (Attn: Lt. Col. Wood)
19 : G-4 Division. (Attn: Capt. Woods)
20 : SHAEF Mission (Belgium) (Attn: G-5, DP Section)
21 : SHAEF Mission (France) (Attn: G-5, DP Section)
22 : SHAEF Mission (Netherlands) (Attn: G-5, DP Section)
23 : Communications Zone, APO 887. (Attn: G-5, DP Section)
24 : Political Division, US Group CC. (Attn: Mr. W.D. Lockling)
25 : US Group Control Council. (Attn: Lt. Col. Fuller)
26 : Control Commission for Germany (British Element) (Attn: Col. L.H.F. Sanderson)
27 : " " " " " " " " " " Lt. Col. F.C. Davis, MC)
28 : War Office (CA/DP), Hotel Victoria, London, WC2. (Attn: Lt. Col. Hamner)
29 : SHAEF Rear, Displaced Persons Branch. (Attn: Major Frost)
30 : UNRRA, London. (Attn: Mr. F.O. Kettle) (through SHAEF Rear)
31 : Director, Civil Affairs Division, Washington.
32 : Major-General Dragun, G-1 Main, P.M.
33 : PWD, 66 Rue Pierre Charron, Paris. (Attn: Mr. C.D. Jackson)
34 : Air Staff, SHAEF Main. (Attn: Lt. Col. G.E. Stover)
35 : Office of Chief of Transportation, Control & Planning Div. (Att: Col. Merrill)

APPENDIX 1

Nationality Breakdown of Displaced Persons on Hand in Germany in 12 A. Gp. as of 19 May

	7 US Army		3 US Army		9 US Army		15 US Army		Total		GRAND TOTAL
	In Camps	Outside	In Camps	Outside	In Camps	Outside	In Camps	Outside	In Camps	Outside	
French	52,388	30,000	43,800	21,000	61,293	46,000	1,602	2,500	159,083	99,500	258,583
Belgians	2,229	5,000	4,500	2,500	23,474	9,000	441	1,500	30,644	18,000	48,644
Dutch	3,283	3,000	2,300	2,000	23,786	5,000	4,109	500	33,478	10,500	43,978
Luxembourgers	224	100	500	1,000	600	200	831	100	2,155	1,400	3,555
Russians	101,001	30,000	150,600	25,000	523,128	50,000	202,164	5,000	976,893	110,000	1,086,893
Poles	47,145	12,000	69,000	11,000	252,266	18,000	46,076	3,000	414,487	44,000	458,487
Yugoslavs	8,704	1,000	7,300	200	23,168	5,000	2,503	500	41,675	6,700	48,375
Czechoslovaks	4,101	1,000	8,000	200	16,471	1,000	420	300	28,992	2,500	31,492
Greeks	1,864	1,000	1,000	100	1,200	500	129	100	4,193	1,700	5,893
Other Allied	18,260	3,000	16,100	1,000	25,306	6,000	1,059	2,000	60,725	12,000	72,725
Italians	14,604	15,000	32,600	1,000	104,701	5,000	40,641	300	192,546	21,300	213,846
Bulgarians	835	1,000	1,160	100	4,834	1,000	103	100	6,932	2,200	9,132
Other Ex-Enemy	2,114	1,000	34,100	6,000	10,250	-	-	-	46,464	7,000	53,464
	256,752	103,100	370,960	71,100	1,070,477	146,700	300,078	15,900	1,998,267	336,800	2,335,067

RESTRICTED

SUPREME HEADQUARTERS
ALLIED EXPEDITIONARY FORCE
G-5 Division
Displaced Persons Branch

SHAEP/G5/DP/2912/1.2

14 May 1945

MEMORANDUM

TO : See Distribution

INDEXED

DAILY SITUATION REPORT NO. 9

RECEIVED
18 MAY 1945

U.N.R.R.A. (R)

I NOTE: No reports issued 11 through 13 May.

II Displaced Persons On Hand In Germany

1. Summary

Army Group	Date of Report	In Camps	Others Estimated
12	13 May	1,006,141	244,700
6	5 May	200,000	150,000
21	13 May	152,245	265,000
<u>TOTALS</u>		<u>1,358,386</u>	<u>659,700</u>

2. 12	1 US Army)		
Army	3 US Army)	293,425	71,100
Group	9 US Army	418,349	157,700
(as of)	15 US Army	294,367	15,900
(13 May)	<u>TOTALS</u>	<u>1,006,141</u>	<u>244,700</u>

a. 1 US Army figures are included in those shown for 3 US Army, which has now assumed responsibility for both areas.

b. Nationality. See Appendix 1 for nationality breakdown.

Army Group	Army	In Camps	
		Westbound	Eastbound
(as of)	1 CAN	4,737	25,690
	2 BR	40,239	81,583
(13 May)	<u>TOTALS</u>	<u>44,976</u>	<u>107,273</u>

a. Nationality. Of the 44,976 westbound, 25,341 are French, 8942 Belgian, 7174 Dutch, and the remaining 3519 unclassified. Eastbound there are 10,576 Italians, 31,899 Poles, 52,234 Russians, and 12,564 unclassified.

b. Estimates of those outside camps are still not available, but, assuming an increase proportionate to the additional numbers now in camps, the figure is probably in the region of 265,000, making an estimated overall total in 21 Army Group of about 400,000.

4. 6	1 FR	50,000	50,000
Army	7 US	143,392	90,000
Group	<u>TOTALS</u>	<u>194,392</u>	<u>140,000</u>
(as of)			
(5 May)			

III Repatriation

1. PW reports, as of 11 May, 90940 British PWs arrived in UK and 17774 shipped to US. The 461,493 "Frenchmen reported arriving in France" includes an unknown number of displaced persons.

2. As Reported by G-5 & Gps.

As Reported by
National Authorities
and SHAEP Missions.

12	6	21	Nationality	
115,000	64,300		French	481,523
-	12,809		Belgians	-
-	23,681		Dutch	70,000
<u>TOTALS</u>	<u>484,014</u>	<u>175,000</u>	<u>100,890</u>	-

R E S T R I C T E D

- a. "National authorities" figure most accurate - includes PWs and those processed at reception centers who were not part of organized movements.
- b. Approximately 50,000 French and several thousand Belgians have been repatriated by air.
- c. French figure includes 6,988 returned from Russia.
- d. Approximately 25,000 Eastern Europeans have been brought temporarily into France and Belgium.

V UNRRRA. As of 12 May, 122 teams had been deployed, 12 A Gp. now having 70. The 21 and 6 A Gps. have 29 and 23 teams respectively. At the Granville Mobilization and Training Center the number of persons reported is 624.

VI Allied Liaison Officers. Deployment total to date is 703, comprised of 211 French, 85 Belgians, 57 Dutch, 44 Czechs, 128 Poles, 5 Norwegians, 4 Luxembourgers, 1 Greek, 3 Danes, 33 Yugoslavs, 118 Russians, and 14 Italians. The number in attendance at the ECAD Training Course beginning 14 May has been considerably reduced (46) owing to the large numbers of displaced persons now being repatriated and the consequently diminished future requirements for Allied Liaison Officers for Repatriation.

A.H. MOFFITT JR.,
COLONEL, G. S. C.
EXECUTIVE OFFICER.

DISTRIBUTION:

- 1 : G-5, SHAEF Forward. {Attn: Chief, Displaced Persons Branch}
2 : G-5, " " " "
3 - 4: G-5, " " " " {Attn: Major M.J. Proudfoot, DP Branch}
5 : ACOS, G-5 Division, SHAEF Forward.
6 : Chief, Processing Center Section } Displaced
7 : Chief, Repatriation Section } Persons
8 : Chief, Allied Liaison Section } Branch,
9 : Chief, Administrative & Personnel Section } G-5,
10 : UNRRA Unit (Attn: Major Frost) } SHAEF MAIN
11 : Control Council Liaison Officer (Col. Cramer)
12 : G-5 Division, Supply & Economics Branch (Attn: Lt. Col. Bailey)
13 : G-5 Division, Public Relations Group.
14 : G-5 Division, Information Branch.
15 : G-5 Division, Supply Branch, SHAEF Forward. (Attn: Maj.Gen. F.F. Scowden)
16 : G-4 Division. (Attn: Lt. Col. Wood)
17 : G-4 Division. (Attn: Capt. Woods)
18 : SHAEF Mission (Belgium) (Attn: G5 DP Section)
19 : SHAEF Mission (France) (Attn: G5 DP Section)
20 : SHAEF Mission (Netherlands) (Attn: G5 DP Section)
21 : Communications Zone, APO 887. (Attn: G5 DP Section)
22 : Political Division, US Group CC. (Attn: Mr. W.B. Lockling)
23 : War Office (CA/DP), Hotel Victoria, Northumberland Avenue, London, W.C.2.
(Attn: Lt. Col. Hammer)
24 : SHAEF Rear, Displaced Persons Branch. (Attn: Major Frost)
25 : UNRRA, London. (Attn: Mr. P.C. Kettle) (through SHAEF Rear)
26 : Director, Civil Affairs Division, Washington.
27 : Major-General Dragun, G-1 Main, PWX.
28 : FWD, 66 Rue Pierre-Charron, Paris. (Attn: Mr. C.D. Jackson)
29 : Air Staff, SHAEF Main. (Attn: Lt. Col. G.E. Stover)
30 : Office of Chief of Transportation, Control & Planning Div. (Attn: Col. Murrill)

APPENDIX 1

Nationality Breakdown of Displaced Persons On Hand In Germany in 12 Army Group as of 13 May

	3 U S Army		9 U S Army		15 U S Army		Total		TOTAL
	In Camps	Outside	In Camps	Outside	In Camps	Outside	In Camps	Outside	
French	35,800	21,000	6,722	50,000	1,627	2,500	44,149	73,500	117,649
Belgians	4,400	2,500	4,379	10,000	810	1,500	9,589	14,000	23,589
Dutch	1,400	2,000	4,726	5,000	2,715	500	8,841	7,500	16,341
Luxembourgers	500	1,000	500	200	512	100	1,512	1,300	2,812
Russians	125,000	25,000	286,334	50,000	197,632	5,000	608,966	80,000	688,966
Polish	55,000	11,000	13,481	20,000	46,263	3,000	114,744	34,000	148,744
Yugoslavs	6,750	200	14,826	5,000	2,517	500	24,093	5,700	29,793
Czechoslovaks	5,600	200	13,932	1,000	479	300	20,011	1,500	21,511
Greeks	950	100	8,447	500	124	100	9,521	700	10,221
Other Allied	12,600	1,000	8,917	10,000	-	2,000	21,517	13,000	34,517
Italians	22,000	1,000	53,880	5,000	40,348	300	116,228	6,300	122,528
Bulgarians	125	100	2,205	1,000	109	100	2,439	1,200	3,639
Other Ex-Enemy	23,300	6,000	-	-	1,231	-	24,531	6,000	30,531
TOTALS	293,425	71,100	418,349	157,700	294,367	15,900	1,006,141	244,700	1,250,841

SUPREME HEADQUARTERS
ALLIED EXPEDITIONARY FORCE
G-5 Division
Displaced Persons Branch

HAEF/G5/DP/2912/1.2

MEMORANDUM

TO : See Distribution

10 May 1945

INDEXED

DAILY SITUATION REPORT NO. 8

I NOTE: No report issued for 9 May.

II Displaced Persons on Hand in Germany

1. Summary

Army Group	Date of Report	In Camps	Others Estimated	Total
12	9 May	1,166,527	862,500	
6	3 May	91,346	200,000	
21	9 May	104,644	200,000	
<u>TOTALS</u>		<u>1,362,517</u>	<u>1,262,500</u>	

2. 12	1 US Army	267,545	620,500	
Army	3 US Army	98,100	68,100	
Group	9 US Army	508,949	157,700	
(as of 15 US Army		291,533	16,300	
(9 May)				
<u>TOTALS</u>		<u>1,166,527</u>	<u>862,600</u>	

Nationality See Appendix 1 for nationality breakdown.

Army Group	Army	In Camps	
		Westbound	Eastbound
21	1 CAN	2,966	10,436
Army	2 BR	18,342	72,900
Group			
(as of 9 May)			
<u>TOTALS</u>		<u>21,308</u>	<u>83,336</u>

Still no estimates for those outside camps. 2 BR Army probably has in its area additional 200,000, making overall total for 21 Army Group 300,000

4. 6	1 FR	25,400	100,000
Army	7 US	65,946	100,000
Group			
(as of 3 May)			
<u>TOTALS</u>		<u>91,346</u>	<u>200,000</u>

5. FWX Reports. As of 9 May, 153,756 US/UK and 345,657 other United Nations prisoners were reported uncovered through FWX channels. These included 119,177 Russians, 98363 French, 33,819 Poles, 16,167 Yugoslavs, 10465 Italians, and 9,189 Belgians.

III Repatriation

Nationality	As Reported by G-5 A Gps.			As Reported by National Authorities and SH/EF Missions
	12	6	21	
French	194,343	125,000	48,685	481,523
Belgians	54,375	-	8,476	-
Dutch	41,598	-	12,066	70,000
Luxembourgers	1,159	-	-	-
<u>TOTALS</u>	<u>291,475</u>	<u>175,000</u>	<u>69,227</u>	-

- "National Authorities" figure most accurate - includes FWs and those processed at reception centers who were not part of organized movements.
- Approximately 50,000 French and several thousand Belgians have been repatriated by air.
- French figure includes 6,988 returned from Russia.
- In addition, 5,220 Belgians have been repatriated from France, 588 from UK, 440 from Switzerland and 3,005 from Russia.
- Approximately 25,000 Eastern Europeans have been brought temporarily to France and Belgium.

- Attest*
H. MOFFITT, JR.,
COLONEL, G. S. C.,
EXECUTIVE OFFICER.

- 1 : G-5 SHAEF Forward. (Attn: Chief, Displaced Persons Branch)
- 2 : G-5 " " (Attn: D/Chief, " " ")
- 3 - 4: G-5 " " (Attn: Major H.J. Proudfoot, DP Branch)
- 5 : ACOS, G-5 Division, SHAEF Forward.
- 6 : Chief, Processing Center Section } Displaced
- 7 : Chief, Repatriation Section. } Persons
- 8 : Chief, Allied Liaison Section } Branch,
- 9 : Chief, Administrative & Personnel Section } G-5,
- 10 : UNRRA Unit (Attn: Major Frost) } SHAEF MAIN
- 11 : Control Council Liaison Officer (Col. Cramer)
- 12 : G-5 Division, Supply & Economics Branch (Attn: Lt. Col. Bailey)
- 13 : G-5 Division, Public Relations Group.
- 14 : G-5 Division, Supply Branch, SHAEF Forward. (Attn: Maj-Gen. F.F. Scowden)
- 15-16 : G-4 Division. (Attn: Lt. Col. Wood)
- 17 : SHAEF Mission (Belgium) (Attn: G-5 DP Section)
- 18 : SHAEF Mission (France) (Attn: G-5 DP Section)
- 19 : SHAEF Mission (Netherlands) (Attn: G-5 DP Section)
- 20 : Communications Zone, IFO 887. (Attn: G-5 DP Section)
- 21 : Political Division, US Group CC. (Attn: Mr. W.B. Lockling)
- 22 : War Office (DP), Hotel Victoria, Northumberland Ave., London, W.C.2.
(Attn: Lt. Col. Hammond)
- 23 : SHAEF Rear, Displaced Persons Branch. (Attn: Major Frost)
- 24 : UNRRA, London. (Attn: Mr. F.C. Kettle) (through SHAEF Rear)
- 25 : Director, Civil Affairs Division, Washington.
- 26 : Major-General Dragun, G-1 Main, FWX.
- 27 : FWD, 66 Rue Pierre-Charron, Paris. (Attn: Mr. C.D. Jackson)
- 28 : Air Staff, SHAEF Main. (Attn: Lt. Col. G.E. Stover)
- 29 : Office of Chief of Transportation, Control & Planning Div.
(Attn: Colonel Murrill)

APPENDIX 1

Nationality Breakdown of Displaced Persons on Hand in Germany in 12 Army Group as of 9 May

	French	Belgians	Dutch	Lux'ois	Russians	Poles	Yugoslavs	Czechs	Greeks	Other Allied	Italians	Bulgarians	Other Ex-Enemy	TOTALS
<u>In Camps</u>														
1 US Army	18,613	4,619	1,798	94	52,352	15,564	1,042	1,112	191	163,653	8,349	125	33	267,545
3 US Army	25,000	2,000	1,500	400	40,000	18,200	800	500	400	3,200	5,900	100	100	98,100
9 US Army	21,853	11,728	9,465	300	280,165	116,364	4,000	3,000	250	28,862	31,962	1000	-	508,949
15 US Army	3,189	2,347	2,524	287	189,640	47,490	2,607	425	155	1,438	41,695	136	-	<u>291,933</u>
Subtotals	68,655	20,694	15,287	1,081	562,157	197,618	8,449	5,037	996	197,153	87,906	1361	133	1,166,527
<u>Outside Of Camps</u>														
1 US Army	90,000	30,000	30,000	500	200,000	100,000	50,000	30,000	5000	50,000	20,000	10000	5000	620,500
3 US Army	2,000	2,000	2,000	1000	25,000	10,500	200	200	100	5,000	1,000	100	1000	68,100
9 US Army	50,000	10,000	5,000	200	50,000	20,000	5,000	1,000	500	10,000	5,000	1000	-	157,700
15 US Army	1,500	1,000	500	100	7,000	2,000	500	500	100	2,500	500	100	-	<u>16,300</u>
Subtotals	161,500	43,000	37,500	1800	282,000	132,500	55,700	31,700	5700	67,500	26,500	11200	6000	<u>862,600</u>
TOTALS	230,155	63,694	52,787	2881	844,157	330,118	64,149	36,737	6696	264,653	114,406	12561	6133	<u>2,029,127</u>

RESTRICTED

23

SUPREME HEADQUARTERS
ALLIED EXPEDITIONARY FORCE
G-5 Division
Displaced Persons Branch

SHAEP/G5/DP/2912/1.2

8 May 1945

MEMORANDUM

TO : See Distribution

DAILY SITUATION REPORT NO. 7

I NOTE: No reports issued for 29 April to 7 May. Changes in army group and army headquarters prevented adequate communications during this period.

II Displaced Persons on Hand in Germany

1. Summary

<u>Army Group</u>	<u>In Camps</u>	<u>Others Estimated</u>
12	1,334,065	1,165,200
6	91,346	200,000
21	101,138	200,000
TOTALS	<u>1,526,549</u>	<u>1,565,200</u>

2. 12	1 US Army	267,545	620,500
Army	3 US Army	153,200	61,400
Group	9 WS Army	618,864	462,400
(As of)	15 US Army	296,456	20,900
(6 May)	TOTALS	<u>1,334,065</u>	<u>1,165,200</u>

a. Army Group estimates probable total for displaced persons will be 2,900,000

b. Nationality See Appendix 1 for detailed nationality breakdown.

3. 21	1 <u>Army</u>	<u>Westbound In Camps</u>	<u>Eastbound in Camps</u>
Army	1 CAN	2,373	10,436
Group	2 BR	16,267	72,062
(as of)	TOTALS	<u>18,640</u>	<u>82,498</u>
(6 May)			

a. No estimates received for those outside camps. 2 BR Army probably has in its area additional 200,000, which would bring overall total for 21 Army Group to 300,000

b. Nationality Breakdown of 82,498 Eastbound includes 45,674 Russians, 17,897 Poles, 14,680 Italians and 4,247 others.

4. 6	1 FR	25,400	100,000
Army	7 US	65,946	100,000
Group	TOTALS	<u>91,346</u>	<u>200,000</u>

a. Estimate for others in 7 US Army is 100,000, bringing overall total for 6 A Gp. to approximately 300,000

b. No nationality breakdown available, but Russians predominate.

5. PWX Reports. As of 7 May, 122,686 US/UK and 301,147 other United Nations prisoners were reported uncovered through PWX channels. These included 106,211 Russians, 92,405 French, 24,622 Poles, 15,837 Yugoslavs, 10,435 Italians, and 5,558 Belgians.

III Repatriation

<u>Nationality</u>	<u>As Reported by G-5 A Gps.</u>			<u>As Reported by National Authorities and SHAEP Missions</u>
	12	6	21	
French	159,268	-	45,540	414,720
Belgians	38,767	-	7,876	47,095
Dutch	28,011	-	11,767	-
Luxembourgers	1,118	-	-	-
TOTALS	<u>227,164</u>	<u>175,000</u>	<u>65,183</u>	-

-

UNRRA

Allied Liaison Officers

A. H. MORFITT, JR.,
COLONEL, G. S. C.,
EXECUTIVE OFFICER.

DISTRIBUTION:

- 1 : G-5, SHAEF Forward. (Attn: Chief, Displaced Persons Branch.)
- 2 : G-5, " " " " " " }
- 3 - 4: G-5, " " " " " " }
- 5 : ACOS, G-5 Division, SHAEF Forward.
- 6 : Chief, Processing Center Section } Displaced
- 7 : Chief, Repatriation Section } Persons
- 8 : Chief, Allied Liaison Section } Branch,
- 9 : Chief, Administrative & Personnel Section } G-5,
- 10 : UNRRA Unit (Attn: Major Frost) } SHAEF MAIN
- 11 : Control Council Liaison Officer (Col. Cramer) " "
- 12 : G-5 Division, Supply & Economics Branch (Attn: Lt. Col. Bailey)
- 13 : G-5 Division, Public Relations Group.
- 14-15 : G-4 Division. (Attn: Lt. Col. Wood)
- 16 : SHAEF Mission (Belgium). (Attn: G-5 Displaced Persons Section)
- 17 : SHAEF Mission (France). (Attn: G-5 Displaced Persons Section)
- 18 : SHAEF Mission (Netherlands). (Attn: G-5 Displaced Persons Section)
- 19 : Communications Zone, APO 887, Majestic Hotel. (Attn: G-5 DP Section)
- 20 : Political Division, US Group CC. (Attn: Mr. W.B. Lockling)
- 21 : War Office (DP), Hotel Victoria, Northumberland Ave., London. W.O.2,
(Attn: Lt. Col. Hammond)
- 22 : SHAEF Rear, Displaced Persons Branch. (Attn: Major Frost)
- 23 : UNRRA, London. (Attn: Mr. F.O. Kettle) (through SHAEF Rear)
- 24 : Director, Civil Affairs Division, Washington.
- 25 : Major-General Dragun, G-1 Main, FWX.
- 26 : PWD, 66 Rue Pierre-Charron, Paris. (Attn: Mr. C.D. Jackson)
- 27 : Air Staff, SHAEF Main. (Attn: Lt. Col. G.E. Stover)
- 28 : Office of Chief of Transportation, Control & Planning Div. (Attn: Col.
Murrill.)

Nationality Breakdown of Displaced Persons On Hand in Germany in 12 Army Group as of 6 May.

	French	Belgians	Dutch	Lux'ois	Russians	Poles	Yugoslavs	Czechs	Greeks	Other Allied	Italians	Bulgarians	Other Ex-Enemy	TOTALS
<u>In Camps</u>														
1 US Army	18,613	4,619	1,798	94	52,352	15,564	1,042	1,112	191	163,653	8,349	125	33	267,545
3 US Army	40,420	2,500	3,000	600	61,000	29,000	1,000	750	100	5,500	9,300	100	100	153,200
9 US Army	28,651	14,698	16,461	3	257,682	117,291	50,000	30,000	5000	65,000	20,096	10,000	1,982	616,864
15 US Army	9,504	4,074	5,046	296	179,237	47,779	2,855	398	153	3,710	43,175	129	-	296,456
Subtotals	97,118	25,891	26,305	993	550,271	209,634	54,897	32,260	5444	237,863	80,920	10,354	2,115	1,334,065
<u>Outside Of Camps</u>														
1 US Army	90,000	30,000	30,000	500	200,000	100,000	50,000	30,000	5000	50,000	20,000	10,000	5,000	620,500
3 US Army	10,000	1,000	1,000	100	30,000	15,000	1,000	1,000	100	1,000	1,000	100	100	61,400
9 US Army	25,000	15,000	16,000	400	200,000	100,000	40,000	20,000	5000	25,000	10,000	5,000	1,000	462,400
15 US Army	2,000	1,500	1,000	100	10,000	3,000	1,000	500	100	1,000	500	100	100	20,900
Subtotals	127,000	47,500	48,000	1100	440,000	218,000	92,000	51,500	10200	77,000	31,500	15,200	6,200	1,165,200
<u>TOTALS</u>	<u>224,118</u>	<u>73,391</u>	<u>74,305</u>	<u>2093</u>	<u>990,271</u>	<u>427,634</u>	<u>146,897</u>	<u>83,760</u>	<u>15,644</u>	<u>314,863</u>	<u>112,420</u>	<u>25,554</u>	<u>8,315</u>	<u>2,499,265</u>
%	8.8	2.9	3.0	.8	39.5	17.0	5.7	3.3	.6	12.6	4.5	1.0	.3	100.0