

- File  
Personnel

FC13049(1) - Strength

01/08/1960-22/08/1961

PLEASE RETAIN  
ORIGINAL ORDER

Clear SA

4/20/08

UN ARCHIVES

SERIES S-0787

BOX 13

FILE 2

ACC. 1413/165.00

ST/FR LIST HQ 3 NIGERIAN BRIGADE

SER	RANK	N A L E	REGIMENT	APPOINTMENT	DATE ARR CONGO	DATE DUE LEAVE/RHE
1	T/Brig	P.S. WARD, OBE	EMP List 1	Brigade Commander	7 Nov 60	-
2	T/Major	B.A. OGUNDI, F	RNA	BM	21 Nov 60	-
3	T/Major	R.V. HOUGHTON	SOCL	DA & OMC	22 Nov 60	12 June 61
4	T/Capt	S.B.A. NWAGU	RNA	SC A/Q (Tpt Offr)	3 Nov 60	-
5	T/Capt	A.O. EJE	RNA	Bde Sig Tp	17 Feb 61	-
6	Capt	Rev'd I. OGBC. NONT	RNA	CE Chaplain	22 Nov 60	-
7	Capt	Rev'd M. OBIUKA	RNA	RC Chaplain	14 Feb 61	-
8	Lieut	J.J. BROWN	RNA	OC 1 OFP	22 Nov 60	-
9	2/Lieut	M. HOTCHKISS	REME	Camp Comdt	18 Mar 61	14 Sep 61
10	WO I	A. FRANCIS	RNA	S&T	13 Nov 60	-
11	WO II	V.N. DUNN	REME	REME	15 Nov 60	12 May 61
12	Mr	J. BLANKSON	-	Civil Information Offr	18 Jan 61	
<u>ATTACHED UNITS</u>						
13	SUB	L.M. AMOLI	ASC	Indian Sup Det	10 Sep 60	-
14	Lieut	J. SCARPA	Italian Red Cross	SMO	29 Jan 61	
15	Lieut	J. DROLET	R.C.R.	Canadian Sig Det	2 Aug 60	4 May 61
16	2/Lieut	E. STANE	Norwegian Army	Mov Con Officer	10 Nov 60	10 May 61
17	2/Lieut	S. DI STIV. STRE	Italian Red Cross	MO	29 Jan 61	

CHIEF OF PERSONNEL (MIL) BRANCH  
7 AUG 61

STRENGTH OF CONTINGENTS

Srl No	Countries	Staff Pers	Air Pers	Adm Units	Combat Units	Total Str	Expected	Total
1	Argentina	2	24	-	-	26	-	26
2	Austria	1	-	47	-	48	-	48
3	Brazil	3	29	-	-	32	-	32
4	Canada	24	6	246	-	276	-	276
5	Ceylon	8	-	-	-	8	-	8
6	Denmark	25	5	48	-	78	-	78
7	Ethiopia	9	3	-	3084	3096	-	3096
8	Ghana	2	-	-	943	945	-	945
9	Greece	-	25	-	-	25	-	25
10	India	48	39	786	4773	5646	-	5646
11	Ireland	24	-	-	973	997	-	997
12	Italy	2	66	62	-	130	-	130
13	Liberia	10	-	-	452	462	-	462
14	Malaya	1	-	-	1445	1446	-	1446
15	Netherland	3	-	2	-	5	-	5
16	Nigeria	4	-	-	1760	1764	-	1764
17	Norway	19	46	33	-	98	-	98
18	Pakistan	17	-	528	-	545	-	545
19	Sweden	19	88	33	1147	1287	-	1287
20	Tunisia	1	-	-	519	520	-	520
TOTAL		222	331	1785	15096	17434	-	17434

*J. K. K. K. K. K.*  
CHIEF OF PERSONNEL (MILITARY)

CHIEF OF PERSONNEL (MIL) BRANCH  
5-6 AUG 61

STRENGTH OF CONTINGENTS

Srl No	Countries	Staff Pers	Air Pers	Adm Units	Combat Units	Total	Expected	Total
1	Argentina	2	22	-	-	24	-	24
2	Austria	1	-	47	-	48	-	48
3	Brazil	3	29	-	-	32	-	32
4	Canada	24	6	246	-	276	-	276
5	Ceylon	8	-	-	-	8	-	8
6	Denmark	25	5	48	-	78	-	78
7	Ethiopia	9	3	-	3084	3096	-	3096
8	Ghana	2	-	-	943	945	-	945
9	Greece	-	25	-	-	25	-	25
10	India	48	39	747	4773	5607	-	5607
11	Ireland	24	-	-	973	997	-	997
12	Italy	2	72	62	-	136	-	136
13	Liberia	10	-	-	452	462	-	462
14	Malaya	1	-	-	1445	1446	-	1446
15	Netherland	3	-	2	-	5	-	5
16	Nigeria	4	-	-	1765	1769	-	1769
17	Norway	19	46	33	-	98	-	98
18	Pakistan	17	-	528	-	545	-	545
19	Sweden	19	88	33	742	882	-	882
20	Tunisia	1	-	-	756	757	-	757
TOTAL		222	335	1746	14933	17236	-	17236

*J. S. Althayan*  
CHIEF OF PERSONNEL (MILITARY) *Capt.*

STRENGTH OF CONTINGENTS

Srl No	Countries	Staff Pers	Air Pers	Adm Units	Combat Units	Total Str	Expected	Total
1	Argentina	-	24	-	-	24	-	24
2	Austria	1	-	47	-	48	-	48
3	Brazil	3	29	-	-	32	-	32
4	Canada	24	6	246	-	276	-	276
5	Ceylon	8	-	-	-	8	-	8
6	Denmark	26	5	51	-	82	-	82
7	Ethiopia	9	3	-	3084	3096	-	3096
8	Ecuador	2	-	-	-	2	-	2
9	Ghana	2	-	-	943	945	-	945
10	Greece	-	25	-	-	25	-	25
11	India	48	39	747	4773	5607	-	5607
12	Ireland	24	-	-	978	1002	-	1002
13	Italy	2	73	62	-	137	-	137
14	Liberia	10	-	-	452	462	-	462
15	Malaya	1	-	-	1445	1446	-	1446
16	Netherland	6	-	5	-	11	-	11
17	Nigeria	4	-	-	1765	1769	-	1769
18	Norway	19	46	33	-	98	-	98
19	Pakistan	17	-	528	-	545	-	545
20	Sweden	19	88	33	742	882	-	882
21	Tunisia	1	-	-	1917	1918	-	1918
TOTAL		226	338	1752	16099	18415	-	18415

*J. Subathayan*  
CHIEF OF PERSONNEL (MILITARY) *Cap. 6*

REMI (U.S.) IS PROJECT TO BRING  
TO THE U.S.

[illegible]

M.A. TO Force Command  
 HQ ONUC


(Stamp: HALF OF PERSONNEL - 5 AOUT 1961 - HQ ONUC)


*[Faint handwritten signature]*

CHIEF OF PERSONNEL (MIL) BRANCH  
2 AUG 61

STRENGTH OF CONTINGENTS

Srl No	Countries	Staff Pers	Air Pers	Adm Units	Combat Units	Total Str	Expec ted	Total
1	Argentina	-	24	-	-	24	-	24
2	Austria	1	-	47	-	48	-	48
3	Brazil	3	29	-	-	32	-	32
4	Canada	24	6	246	-	276	-	276
5	Ceylon	8	-	-	-	8	-	8
6	Denmark	26	5	51	-	82	-	82
7	Ethiopia	9	3	-	3084	3096	-	3096
8	Ecuador	2	-	-	-	2	-	2
9	Ghana	2	-	-	943	945	-	945
10	Greece	-	25	-	-	25	-	25
11	India	48	39	747	4773	5607	-	5607
12	Ireland	24	-	-	978	1002	-	1002
13	Italy	2	72	62	-	136	-	136
14	Liberia	10	-	-	452	462	-	462
15	Malaya	1	-	-	1445	1446	-	1446
16	Netherland	6	-	5	-	11	-	11
17	Nigeria	4	-	-	1765	1769	-	1769
18	Norway	19	46	33	-	98	-	98
19	Pakistan	17	-	528	-	545	-	545
20	Sweden	19	88	33	742	882	-	882
21	Tunisia	1	-	-	1917	1918	-	1918
TOTAL		226	337	1752	16099	18414	-	18414

  
CHIEF OF PERSONNEL (MILITARY)



HC ONUC

Force Command



## CHIEF OF PERSONNEL (MIL) BRANCH

1 AUG 61

STRENGTH OF CONTINGENTS

Srl No	Countries	Staff Pers	Air Pers	Adm Units	Combat Units	Total	Expec ted	Total
1.	Argentina	-	24	-	-	24	-	24
2.	Austria	1	-	47	-	48	-	48
3.	Brazil	3	29	-	-	32	-	32
4.	Canada	24	6	238	-	268	-	268
5.	Ceylon	8	-	-	-	8	-	8
6.	Denmark	25	5	51	-	81	-	81
7.	Ethiopia	9	3	-	3084	3096	-	3096
8.	Ecuador	2	-	-	-	2	-	2
9.	Ghana	2	-	-	943	945	-	945
10.	Greece	-	25	-	-	25	-	25
11.	India	48	39	747	4773	5607	-	5607
12.	Ireland	24	-	-	978	1002	-	1002
13.	Italy	2	72	62	-	136	-	136
14.	Liberia	10	-	-	452	462	-	462
15.	Malaya	1	-	-	1444	1445	-	1445
16.	Netherland	6	-	5	-	11	-	11
17.	Nigeria	4	-	-	1725	1729	-	1729
18.	Norway	18	46	33	-	97	1	98
19.	Pakistan	19	-	526	-	545	-	545
20.	Sweden	19	88	33	742	882	-	882
21.	Tunisia	1	-	-	1917	1918	-	1918
TOTAL		226	337	1742	16058	18363	1	18364

*J. S. L. Thompson - Capt.*  
 ✓ CHIEF OF PERSONNEL (MILITARY)

CHIEF OF PERSONNEL (MIL) BRANCH  
30-31 JUL 61


STRENGTH OF CONTINGENTS

Srl No	Countries	Staff Pers	Air Pers	Adm Units	Combat Units	Total Str	Expected	Total
1	Argentina	-	24	-	-	24	-	24
2	Austria	1	-	47	-	48	-	48
3	Brazil	3	38	-	-	41	-	41
4	Canada	24	6	238	-	268	-	268
5	Ceylon	8	-	-	-	8	-	8
6	Denmark	25	5	51	-	81	-	81
7	Ethiopia	9	3	-	3084	3096	-	3096
8	Ecuador	2	-	-	-	2	-	2
9	Ghana	2	-	-	943	945	-	945
10	Greece	-	25	-	-	25	-	25
11	India	48	39	747	4774	5608	-	5608
12	Ireland	24	-	-	983	1007	-	1007
13	Italy	2	72	62	-	136	-	136
14	Liberia	10	-	-	452	462	-	462
15	Malaya	1	-	-	1447	1448	-	1448
16	Netherland	6	-	5	-	11	-	11
17	Nigeria	4	-	-	1725	1729	-	1729
18	Norway	18	46	34	-	98	1	99
19	Pakistan	21	-	524	-	545	-	545
20	Sweden	19	88	33	742	882	-	882
21	Tunisia	1	-	-	2194	2195	-	2195
TOTAL		228	346	1741	16344	18659	1	18660

*John D. ...*  
CHIEF OF PERSONNEL (MILITARY)

Force Commander

HQ ONUC



## CHIEF OF PERSONNEL (MIL) BRANCH

29 JUL 61

STRENGTH OF CONTINGENTS

Srl No	Countries	Staff Pers	Air Pers	Adm Units	Combat Units	Total Str	Expected	Total
1	Argentina	-	24	-	-	24	-	24
2	Austria	1	-	47	-	48	-	48
3	Brazil	3	38	-	-	41	-	41
4	Canada	24	5	238	-	268	-	268
5	Ceylon	8	-	-	-	8	-	8
6	Denmark	25	5	51	-	81	-	81
7	Ethiopia	9	3	-	3084	3096	-	3096
8	Ecuador	2	-	-	-	2	-	2
9	Ghana	2	-	-	943	945	-	945
10	Greece	-	25	-	-	25	-	25
11	India	48	39	747	4774	5608	-	5608
12	Ireland	24	-	-	983	1007	-	1007
13	Italy	2	72	62	-	136	-	136
14	Liberia	10	-	-	452	462	-	462
15	Malaya	1	-	-	1447	1448	-	1448
16	Netherland	6	-	5	-	11	-	11
17	Nigeria	4	-	-	1765	1769	-	1769
18	Norway	18	46	34	-	98	1	99
19	Pakistan	21	-	524	-	545	-	545
20	Sweden	19	88	33	742	882	-	882
21	Tunisia	1	-	-	2906	2907	-	2907
TOTAL		228	346	1741	17096	19411	1	19412

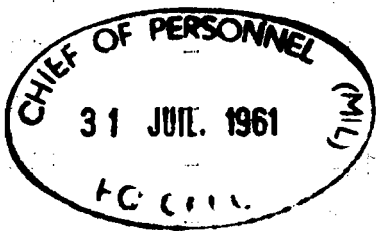
*J. Balchay* Capt.  
 ✓ CHIEF OF PERSONNEL (MILITARY)

FORM 1 (7-54)

UNITED STATES ARMY

PERSONNEL

Dy. Force Command  
~~H. A. ONNE~~



1000

1000

1000

1000

1000

1000

1000

4121

STRENGTH OF CONTINGENTS

Srl No	Countries	Staff Pers	Air Pers	Adm Units	Combat Units	Total Str	Expected	Total
✓1	Argentina	-	25	-	-	25	-	25
✓2	Austria	1	-	47	-	48	-	48
✓3	Brazil	-	44	-	-	44	-	44
4	Canada	13	14	241	-	268	-	268
5	Ceylon	8	-	-	-	8	-	8
6	Denmark	28	5	48	-	81	-	81
✓7	Ethiopia	8	3	-	3085	3096	-	3096
✓8	Ecuador	2	-	-	-	2	-	2
9	Ghana	2	-	-	989	991	-	991
✓10	Greece	-	25	-	-	25	-	25
11	India	41	44	752	4774	5611	-	5611
12	Ireland	25	-	-	982	1007	-	1007
✓13	Italy	-	74	62	-	136	-	136
14	Liberia	10	-	-	446	456	-	456
✓15	Malaya	2	-	-	1410	1412	-	1412
✓16	Netherland	6	-	5	-	11	-	11
17	Nigeria	4	-	-	1786	1790	-	1790
18	Norway	11	51	36	-	98	1	99
19	Pakistan	28	-	517	-	545	-	545
20	Sweden	16	91	39	741	887	-	887
21	Tunisia	1	-	-	2957	2968	-	2968
TOTAL		206	376	1747	17180	19509	1	19510

✓ *J. Balhagar*  
CHIEF OF PERSONNEL (MILITARY)

1. *[Handwritten signature]*

NAME GRADE POSITION ORGANIZATION NO. OF YEARS SERVICE NO. OF YEARS IN GRADE

NAME	GRADE	POSITION	ORGANIZATION	NO. OF YEARS SERVICE	NO. OF YEARS IN GRADE
81					
82					
83					
84					
85					
86					
87					
88					
89					
90					
91					
92					
93					
94					
95					
96					
97					
98					
99					
100					
101					
102					
103					
104					
105					
106					
107					
108					
109					
110					
111					
112					
113					
114					
115					
116					
117					
118					
119					
120					
121					
122					
123					
124					
125					
126					
127					
128					
129					
130					
131					
132					
133					
134					
135					
136					
137					
138					
139					
140					
141					
142					
143					
144					
145					
146					
147					
148					
149					
150					
151					
152					
153					
154					
155					
156					
157					
158					
159					
160					
161					
162					
163					
164					
165					
166					
167					
168					
169					
170					
171					
172					
173					
174					
175					
176					
177					
178					
179					
180					
181					
182					
183					
184					
185					
186					
187					
188					
189					
190					
191					
192					
193					
194					
195					
196					
197					
198					
199					
200					

Dy Forec Comdr

H/Q ONUC

CHIEF OF PERSONNEL  
28 JUL 1954

RECEIVED

1 JUL 1954

CHIEF OF PERSONNEL (MIL) BRANCH  
26 JUL 61

STRENGTH OF CONTINGENTS

Srl No	Countries	Staff Pers	Air Pers	Adm Units	Combat Units	Total Str	Expected	Total
1	Argentina	2	23	-	-	25	-	25
2	Austria	1	-	46	-	47	-	47
3	Brazil	-	42	-	-	42	-	42
4	Canada	13	14	241	-	268	-	268
5	Ceylon	8	-	-	-	8	-	8
6	Denmark	26	5	46	-	77	-	77
7	Ethiopia	8	3	-	3085	3096	-	3096
8	Ecuador	2	-	-	-	2	-	2
9	Ghana	2	-	-	989	991	-	991
10	Greece	-	25	-	-	25	-	25
11	India	41	44	752	4774	5611	-	5611
12	Ireland	25	-	-	982	1007	-	1007
13	Italy	-	74	62	-	136	-	136
14	Liberia	10	-	-	446	456	-	456
15	Malaya	2	-	-	1410	1412	-	1412
16	Netherland	6	-	5	-	11	-	11
17	Nigeria	4	-	-	1786	1790	-	1790
18	Norway	12	57	46	-	115	1	116
19	Pakistan	28	-	517	-	545	-	545
20	Sweden	17	91	40	741	889	-	889
1	Tunisia	1	-	-	2957	2968	-	2968
TOTAL		208	370	1755	17180	19513	1	19514

*Subaltern*  
CHIEF OF PERSONNEL (MILITARY) *Capn*



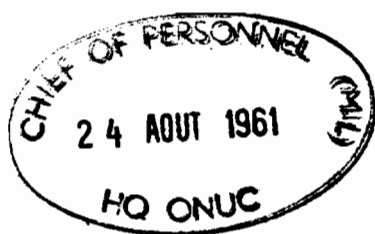
STRENGTH OF CONTINGENTS

Srl No	Countries	Staff Pers	Air Pers	Adm Units	Combat Units	Total	Expected	Total
1	Argentina	-	24	-	-	24	-	24
2	Austria	1	-	45	-	46	-	46
3	Brazil	3	27	-	-	30	-	30
4	Canada	24	6	244	-	274	-	274
5	Ceylon	8	-	-	-	8	-	8
6	Denmark	25	5	48	-	78	-	78
7	Ethiopia	9	3	-	3067	3079	-	3079
8	Ghana	2	-	-	643	645	-	645
9	Greece	-	25	-	-	25	-	25
10	India	56	39	872	4772	5739	-	5739
11	Ireland	34	-	-	974	1008	-	1008
12	Italy	2	72	62	-	136	-	136
13	Liberia	10	-	-	454	464	-	464
14	Malaya	1	-	-	1438	1439	-	1439
15	Netherland	3	-	2	-	5	-	5
16	Nigeria	4	-	-	1800	1804	-	1804
17	Norway	19	48	31	-	98	-	98
18	PAKISTAN	8	-	582	-	590	-	590
19	Sweden	19	88	53	1142	1302	-	1302
20	Tunisia	-	-	-	4	4	-	4
TOTAL		228	337	1939	14294	16792	-	16792

*J. Balakrishnan*  
✓ CHIEF OF PERSONNEL (MILITARY)

Force Commander

HQ ONUC



CHIEF OF PERSONNEL (MIL) BRANCH  
21 AUG 61

STRENGTH OF CONTINGENTS

Srl No	Countries	Staff Pers	Air Pers	Adm Units	Combat Units	Total	Expected	Total
1	Argentina	-	24	-	-	24	-	24
2	Austria	1	-	45	-	46	-	46
3	Brazil	3	28	-	-	31	-	31
4	Canada	25	5	244	-	274	-	274
5	Ceylon	8	-	-	-	8	-	8
6	Denmark	25	5	48	-	78	-	78
7	Ethiopia	9	3	-	3067	3079	-	3079
8	Ghana	2	-	-	643	645	-	645
9	Greece	-	25	-	-	25	-	25
10	India	56	39	872	4772	5739	-	5739
11	Ireland	34	-	-	974	1008	-	1008
12	Italy	2	65	62	-	129	-	129
13	Liberia	10	-	-	454	464	-	464
14	Malaya	1	-	-	1438	1439	-	1439
15	Netherland	3	-	2	-	5	-	5
16	Nigeria	4	-	-	1800	1804	-	1804
17	Norway	19	48	31	-	98	-	98
18	Pakistan	8	-	582	-	590	-	590
19	Sweden	19	88	53	1142	1302	-	1302
20	Tunisia	1	-	-	52	53	-	53
TOTAL		230	330	1939	14342	16841	-	16841

*J. Baltray*  
CHIEF OF PERSONNEL (MILITARY)

STRENGTH OF CONTINGENTS

Srl No	Countries	Staff Pers	Air Pers	Adm Units	Combat Units	Total	Expected	Total
1	Argentina	-	24	-	-	24	-	24
2	Austria	1	-	47	-	48	-	48
3	Brazil	3	28	-	-	31	-	31
4	Canada	24	5	246	-	275	-	275
5	Ceylon	8	-	-	-	8	-	8
6	Denmark	26	5	46	-	77	-	77
7	Ethiopia	9	3	-	3067	3079	-	3079
8	Ghana	2	-	-	647	649	-	649
9	Greece	-	25	-	-	25	-	25
10	India	56	39	872	4773	5740	-	5740
11	Ireland	34	-	-	974	1008	-	1008
12	Italy	2	60	62	-	124	-	124
13	Liberia	10	-	-	454	464	-	464
14	Malaya	1	-	-	1441	1442	-	1442
15	Netherland	3	-	2	-	5	-	5
16	Nigeria	4	-	-	1786	1790	-	1790
17	Norway	19	48	31	-	98	-	98
18	Pakistan	9	-	581	-	590	-	590
19	Sweden	16	87	33	1142	1278	-	1278
20	Tunisia	1	-	-	81	82	-	82
TOTAL		228	324	1920	14365	16837	-	16837

*Jat al Hajar Capt.*  
CHIEF OF PERSONNEL (MILITARY)

Force Commander

+HQ ONUC



CHIEF OF PERSONNEL (MIL) BRANCH  
15 AUG 61

STRENGTH OF CONTINGENTS

Srl No	Countries	Staff Pers	Air Pers	Adm Units	Combat Units	Total	Expected	Total
1	Argentina	-	24	-	-	24	-	24
2	Austria	1	-	47	-	48	-	48
3	Brazil	3	28	-	-	31	-	31
4	Canada	24	5	246	-	275	-	275
5	Ceylon	8	-	-	-	8	-	8
6	Denmark	26	5	46	-	77	-	77
7	Ethiopia	9	3	-	3067	3079	-	3079
8	Ghana	2	-	-	648	650	-	650
9	Greece	-	25	-	-	25	-	25
10	India	66	39	862	4773	5740	-	5740
11	Ireland	-	-	-	57	57	-	57
12	Italy	2	60	52	-	124	-	124
13	Liberia	10	-	-	454	464	-	464
14	Malaya	1	-	-	1441	1442	-	1442
15	Netherland	3	-	2	-	5	-	5
16	Nigeria	4	-	-	1786	1790	-	1790
17	Norway	19	47	31	-	97	-	97
18	Pakistan	12	-	578	-	590	-	590
19	Sweden	16	87	33	1142	1278	-	1278
20	Tunisia	1	-	-	89	90	-	90
TOTAL		230	323	1857	14374	16784	-	16784


*J. Balakrishnan*  
CHIEF OF PERSONNEL (MILITARY)

STRENGTH OF CONTINGENTS

Srl No	Countries	Staff Pers	Air Pers	Adm Units	Combat Units	Total	Expected	Total
1	Argentina	-	24	-	-	24	-	24
2	Austria	1	-	47	-	48	-	48
3	Brazil	3	28	-	-	31	-	31
4	Canada	24	5	246	-	275	-	275
5	Ceylon	8	-	-	-	8	-	8
6	Denmark	26	5	46	-	77	-	77
7	Ethiopia	9	3	-	3084	3096	-	3096
8	Ghana	2	-	-	648	650	-	650
9	Greece	-	25	-	-	25	-	25
10	India	63	39	862	4773	5737	-	5737
11	Ireland	23	-	-	974	997	-	997
12	Italy	2	67	62	-	131	-	131
13	Liberia	10	-	-	454	464	-	464
14	Malaya	1	-	-	1442	1443	-	1443
15	Netherland	3	-	2	-	5	-	5
16	Nigeria	4	-	-	1795	1799	-	1799
17	Norway	19	47	31	-	97	-	97
18	Pakistan	16	-	573	-	589	-	589
19	Sweden	16	87	33	1145	1281	-	1281
20	Tunisia	1	-	-	97	98	-	98
TOTAL		231	330	1852	14412	16825	-	16825

*for Daltanayan*  
✓ CHIEF OF PERSONNEL (MILITARY) *Capr.*

Force Commander



HQ. ONUC



CHIEF OF PERSONNEL (MIL) BRANCH  
11 AUG 61

STRENGTH OF CONTINGENTS

Srl No	Countries	Staff Pers	Air Pers	Adm Units	Combat Units	Total	Expected	Total
1	Argentina	-	24	-	-	24	-	24
2	Austria	1	-	47	-	48	-	48
3	Brazil	3	28	-	-	31	-	31
4	Canada	24	5	246	-	275	-	275
5	Ceylon	8	-	-	-	8	-	8
6	Denmark	26	5	46	-	77	-	77
7	Ethiopia	9	3	-	3084	3096	-	3096
8	Ghana	2	-	-	943	945	-	945
9	Greece	-	25	-	-	25	-	25
10	India	54	39	852	4773	5728	-	5728
11	Ireland	24	-	-	974	998	-	998
12	Italy	2	67	62	-	131	-	131
13	Liberia	10	-	-	454	464	-	464
14	Malaya	1	-	-	1442	1443	-	1443
15	Netherland	3	-	2	-	5	-	5
16	Nigeria	4	-	-	1760	1764	-	1764
17	Norway	19	47	31	-	97	-	97
18	Pakistan	16	-	573	-	589	-	589
19	Sweden	16	87	33	1145	1281	-	1281
20	Tunisia	1	-	-	164	165	-	165
TOTAL		223	330	1852	1473	17144	-	17144

*J. B. Althaus*  
CHIEF OF PERSONNEL (MILITARY) *Capn.*

*[Faint, mostly illegible text, possibly a list or report]*

*[Handwritten signature or initials]*

OF PERSONNEL  
14 AOUT 1961  
FC CHC

(MIL)

CHIEF OF PERSONNEL (MIL) BRANCH  
10 AUG 61

STRENGTH OF CONTINGENTS

Srl No	Countries	Staff Pers	Air Pers	Adm Units	Combat Units	Total	Expected	Total
1	Argentina	2	24	-	-	26	-	26
2	Austria	1	-	47	-	48	-	48
3	Brazil	3	28	-	-	31	-	31
4	Canada	24	5	246	-	275	-	275
5	Ceylon	8	-	-	-	8	-	8
6	Denmark	25	5	48	-	78	-	78
7	Ethiopia	9	3	-	3084	3096	-	3096
8	Ghana	2	-	-	943	945	-	945
9	Greece	-	25	-	-	25	-	25
10	India	54	39	862	4773	5728	-	5728
11	Ireland	24	-	-	974	998	-	998
12	Italy	2	67	62	-	131	-	131
13	Liberia	10	-	-	454	464	-	464
14	Malaya	1	-	-	1442	1443	-	1443
15	Netherland	3	-	2	-	5	-	5
16	Nigeria	4	-	-	1760	1764	-	1764
17	Norway	19	47	33	-	99	-	99
18	Pakistan	16	-	578	-	594	-	594
19	Sweden	17	88	33	1145	1283	-	1283
20	Tunisia	1	-	-	269	270	-	270
TOTAL		225	331	1861	14844	17261	-	17261

*J. Baltrayan*  
CHIEF OF PERSONNEL (MILITARY)

UNITED STATES OF AMERICA

Serial Number	First Name	Last Name	Grade	Branch	Service Number	Remarks
1	JOHN	SMITH	1LT	INF	100-100000	
2	JAMES	SMITH	1LT	INF	100-100001	
3	JOHN	SMITH	1LT	INF	100-100002	
4	JOHN	SMITH	1LT	INF	100-100003	
5	JOHN	SMITH	1LT	INF	100-100004	
6	JOHN	SMITH	1LT	INF	100-100005	
7	JOHN	SMITH	1LT	INF	100-100006	
8	JOHN	SMITH	1LT	INF	100-100007	
9	JOHN	SMITH	1LT	INF	100-100008	
10	JOHN	SMITH	1LT	INF	100-100009	
11	JOHN	SMITH	1LT	INF	100-100010	
12	JOHN	SMITH	1LT	INF	100-100011	
13	JOHN	SMITH	1LT	INF	100-100012	
14	JOHN	SMITH	1LT	INF	100-100013	
15	JOHN	SMITH	1LT	INF	100-100014	
16	JOHN	SMITH	1LT	INF	100-100015	
17	JOHN	SMITH	1LT	INF	100-100016	
18	JOHN	SMITH	1LT	INF	100-100017	
19	JOHN	SMITH	1LT	INF	100-100018	
20	JOHN	SMITH	1LT	INF	100-100019	
21	JOHN	SMITH	1LT	INF	100-100020	
22	JOHN	SMITH	1LT	INF	100-100021	
23	JOHN	SMITH	1LT	INF	100-100022	
24	JOHN	SMITH	1LT	INF	100-100023	
25	JOHN	SMITH	1LT	INF	100-100024	
26	JOHN	SMITH	1LT	INF	100-100025	
27	JOHN	SMITH	1LT	INF	100-100026	
28	JOHN	SMITH	1LT	INF	100-100027	
29	JOHN	SMITH	1LT	INF	100-100028	
30	JOHN	SMITH	1LT	INF	100-100029	
31	JOHN	SMITH	1LT	INF	100-100030	
32	JOHN	SMITH	1LT	INF	100-100031	
33	JOHN	SMITH	1LT	INF	100-100032	
34	JOHN	SMITH	1LT	INF	100-100033	
35	JOHN	SMITH	1LT	INF	100-100034	
36	JOHN	SMITH	1LT	INF	100-100035	
37	JOHN	SMITH	1LT	INF	100-100036	
38	JOHN	SMITH	1LT	INF	100-100037	
39	JOHN	SMITH	1LT	INF	100-100038	
40	JOHN	SMITH	1LT	INF	100-100039	
41	JOHN	SMITH	1LT	INF	100-100040	
42	JOHN	SMITH	1LT	INF	100-100041	
43	JOHN	SMITH	1LT	INF	100-100042	
44	JOHN	SMITH	1LT	INF	100-100043	
45	JOHN	SMITH	1LT	INF	100-100044	
46	JOHN	SMITH	1LT	INF	100-100045	
47	JOHN	SMITH	1LT	INF	100-100046	
48	JOHN	SMITH	1LT	INF	100-100047	
49	JOHN	SMITH	1LT	INF	100-100048	
50	JOHN	SMITH	1LT	INF	100-100049	
51	JOHN	SMITH	1LT	INF	100-100050	
52	JOHN	SMITH	1LT	INF	100-100051	
53	JOHN	SMITH	1LT	INF	100-100052	
54	JOHN	SMITH	1LT	INF	100-100053	
55	JOHN	SMITH	1LT	INF	100-100054	
56	JOHN	SMITH	1LT	INF	100-100055	
57	JOHN	SMITH	1LT	INF	100-100056	
58	JOHN	SMITH	1LT	INF	100-100057	
59	JOHN	SMITH	1LT	INF	100-100058	
60	JOHN	SMITH	1LT	INF	100-100059	
61	JOHN	SMITH	1LT	INF	100-100060	
62	JOHN	SMITH	1LT	INF	100-100061	
63	JOHN	SMITH	1LT	INF	100-100062	
64	JOHN	SMITH	1LT	INF	100-100063	
65	JOHN	SMITH	1LT	INF	100-100064	
66	JOHN	SMITH	1LT	INF	100-100065	
67	JOHN	SMITH	1LT	INF	100-100066	
68	JOHN	SMITH	1LT	INF	100-100067	
69	JOHN	SMITH	1LT	INF	100-100068	
70	JOHN	SMITH	1LT	INF	100-100069	
71	JOHN	SMITH	1LT	INF	100-100070	
72	JOHN	SMITH	1LT	INF	100-100071	
73	JOHN	SMITH	1LT	INF	100-100072	
74	JOHN	SMITH	1LT	INF	100-100073	
75	JOHN	SMITH	1LT	INF	100-100074	
76	JOHN	SMITH	1LT	INF	100-100075	
77	JOHN	SMITH	1LT	INF	100-100076	
78	JOHN	SMITH	1LT	INF	100-100077	
79	JOHN	SMITH	1LT	INF	100-100078	
80	JOHN	SMITH	1LT	INF	100-100079	
81	JOHN	SMITH	1LT	INF	100-100080	
82	JOHN	SMITH	1LT	INF	100-100081	
83	JOHN	SMITH	1LT	INF	100-100082	
84	JOHN	SMITH	1LT	INF	100-100083	
85	JOHN	SMITH	1LT	INF	100-100084	
86	JOHN	SMITH	1LT	INF	100-100085	
87	JOHN	SMITH	1LT	INF	100-100086	
88	JOHN	SMITH	1LT	INF	100-100087	
89	JOHN	SMITH	1LT	INF	100-100088	
90	JOHN	SMITH	1LT	INF	100-100089	
91	JOHN	SMITH	1LT	INF	100-100090	
92	JOHN	SMITH	1LT	INF	100-100091	
93	JOHN	SMITH	1LT	INF	100-100092	
94	JOHN	SMITH	1LT	INF	100-100093	
95	JOHN	SMITH	1LT	INF	100-100094	
96	JOHN	SMITH	1LT	INF	100-100095	
97	JOHN	SMITH	1LT	INF	100-100096	
98	JOHN	SMITH	1LT	INF	100-100097	
99	JOHN	SMITH	1LT	INF	100-100098	
100	JOHN	SMITH	1LT	INF	100-100099	

M. A. To. Force Commander

HQ ONUC

CHIEF OF PERSONNEL  
11 AOUT 1961  
HQ ONUC  
(MIL)

100-100000  
100-100001  
100-100002  
100-100003  
100-100004  
100-100005  
100-100006  
100-100007  
100-100008  
100-100009  
100-100010  
100-100011  
100-100012  
100-100013  
100-100014  
100-100015  
100-100016  
100-100017  
100-100018  
100-100019  
100-100020  
100-100021  
100-100022  
100-100023  
100-100024  
100-100025  
100-100026  
100-100027  
100-100028  
100-100029  
100-100030  
100-100031  
100-100032  
100-100033  
100-100034  
100-100035  
100-100036  
100-100037  
100-100038  
100-100039  
100-100040  
100-100041  
100-100042  
100-100043  
100-100044  
100-100045  
100-100046  
100-100047  
100-100048  
100-100049  
100-100050  
100-100051  
100-100052  
100-100053  
100-100054  
100-100055  
100-100056  
100-100057  
100-100058  
100-100059  
100-100060  
100-100061  
100-100062  
100-100063  
100-100064  
100-100065  
100-100066  
100-100067  
100-100068  
100-100069  
100-100070  
100-100071  
100-100072  
100-100073  
100-100074  
100-100075  
100-100076  
100-100077  
100-100078  
100-100079  
100-100080  
100-100081  
100-100082  
100-100083  
100-100084  
100-100085  
100-100086  
100-100087  
100-100088  
100-100089  
100-100090  
100-100091  
100-100092  
100-100093  
100-100094  
100-100095  
100-100096  
100-100097  
100-100098  
100-100099  
100-100100

## CHIEF OF PERSONNEL (MIL) BRANCH

9 AUG 61

STRENGTH OF CONTINGENTS

Srl No	Countries	Staff Pers	Air Pers	Adm Units	Combat Units	Total	Expected	Total
1	Argentina	2	24	-	-	26	-	26
2	Austria	1	-	47	-	48	-	48
3	Brazil	3	28	-	-	31	-	31
4	Canada	24	6	246	-	276	-	276
5	Ceylon	8	-	-	-	8	-	8
6	Denmark	25	5	48	-	78	-	78
7	Ethiopia	9	3	-	3084	3096	-	3096
8	Ghana	2	-	-	943	945	-	945
9	Greece	-	25	-	-	25	-	25
10	India	54	39	862	4773	5728	-	5728
11	Ireland	24	-	-	973	997	-	997
12	Italy	2	66	62	-	130	-	130
13	Liberia	10	-	-	454	464	-	464
14	Malaya	1	-	-	1442	1443	-	1443
15	Netherland	3	-	2	-	5	-	5
16	Nigeria	4	-	-	1760	1764	-	1764
17	Norway	19	46	33	-	98	-	98
18	Pakistan	17	-	578	-	595	-	595
19	Sweden	19	88	33	1145	1285	-	1285
20	Tunisia	1	-	-	269	270	-	270
TOTAL		228	330	1861	14843	17262	-	17262

*Subal Thayer*  
 / CHIEF OF PERSONNEL (MILITARY)

STRENGTH OF CONTINGENTS

Srl No	Countries	Staff Pers	Air Pers	Adm Units	Combat Units	Total	Expected	Total
1	Argentina	2	24	-	-	26	-	26
2	Austria	1	-	47	-	48	-	48
3	Brazil	3	29	-	-	32	-	32
4	Canada	24	6	246	-	276	-	276
5	Ceylon	8	-	-	-	8	-	8
6	Denmark	25	5	48	-	78	-	78
7	Ethiopia	9	3	-	3084	3096	-	3096
8	Ghana	2	-	-	943	945	-	945
9	Greece	-	25	-	-	25	-	25
10	India	54	39	862	4773	5728	-	5728
11	Ireland	24	-	-	973	997	-	997
12	Italy	2	66	62	-	130	-	130
13	Liberia	10	-	-	452	462	-	462
14	Malaya	1	-	-	1445	1446	-	1446
15	Netherland	3	-	2	-	5	-	5
16	Nigeria	4	-	-	1760	1764	-	1764
17	Norway	19	46	33	-	98	-	98
18	Pakistan	17	-	578	-	595	-	595
19	Sweden	19	88	33	1145	1285	-	1285
20	Tunisia	1	-	-	269	270	-	270
TOTAL		228	331	1861	14844	17264	-	17264

*for althagar*  
CHIEF OF PERSONNEL (MILITARY) *Capt*

*W*

Headquarters,  
Northern Katanga,  
ALBERTVILLE.

Ref No:- 3Bde/113/A

Distribution as below

22 April '61

Subj:- STAFF LIST HQ 3 NIGERIAN BRIGADE

1. Herewith find Staff List of HQ 3 Nigerian Brigade (HQ Northern Katanga) as at 20 Apr '61.

2. Amdts will be issued periodically.

RWH/CIU.

*R. W. Houghton*  
*Major*  
for Brigadier,  
Commander,  
Headquarters Northern Katanga;  
(R.W. HOUGHTON).

Distr :-

HQ ONUC

Logs	(1)
Procurement	(1)
Air Ops	(1)
Mil Pers	(1)
Nigerian Liaison Offr	(1)
Sups	(1)
Ord	(1)
Finance	(1)
→ Force Comd Office	(1)
Med	(1)
Special Reps Office	(1)

HQ RNA	(2)
HQ 2 Bde	(2)
HQ 1 Bde	(2)
P & RO	(2)

HQ South Katanga

Logs	(1)
Procurement	(1)
Sups	(1)
Mil Pers	(1)
5 QONR BUKAVU	(1)
4 QONR MANONO	(1)
4 Ethiopian Bn KABALO	(1)

## CHIEF OF PERSONNEL (MILITARY) BRANCH

6

STRENGTH OF CONTINGENTS9 - 15 Nov 61

Ser No	Countries	Dates Nov 61	Staff Pers	Air Pers	Adm Pers	Combat Pers	Total
1	Argentina	9 - 15	-	24	-	-	24
2	Austria	9 - 15	2	-	42	-	44
3	Brazil	9 - 15	3	32	-	-	35
4	Canada	9	13	-	283	-	296
		10 - 14	"	-	270	-	283
		15	"	-	268	-	281
5	Ceylon	9 - 15	8	-	-	-	8
6	Denmark	9 - 15	22	9	50	-	81
7	Ethiopia	9 - 15	8	47	-	3052	3107
8	Greece	9 - 15	-	25	-	-	25
9	India	9 - 15	38	79	851	4734	5702
10	Ireland	9 - 11	38	-	-	961	999
		12 - 15	"	-	-	960	998
11	Italy	9 - 15	2	80	51	-	133
12	Liberia	9 - 15	2	-	-	233	235
13	Malaya	9 - 15	9	-	-	1449	1458
14	Netherlands	9 - 15	3	-	2	-	5
15	Nigeria	9 - 15	10	-	-	1676	1686
16	Norway	9	23	61	44	-	128
		10 - 15	"	"	41	-	125
17	Pakistan	9 - 15	21	-	556	-	577
18	Sweden	9 - 10	15	132	70	647	864
		11 - 14	"	125	"	"	857
		15	"	"	69	646	855
Grand Total.		9 Nov	217	489	1949	12752	15407
		10 Nov	217	489	1933	12752	15391
		11 Nov	217	482	1933	12752	15384
		12 Nov	217	482	1933	12751	15383
		13 Nov	217	482	1933	12751	15383
		14 Nov	217	482	1933	12751	15383
		15 Nov	217	482	1930	12750	15379

*Jabul Khayon*  
 ✓ Chief of Personnel (Military)  
 17 Nov 61



*George H. St. Young*  
*you*  
*Dir. ops*

CHIEF OF PERSONNEL (MIL) BRANCH  
25 JUL 61

STRENGTH OF CONTINGENTS

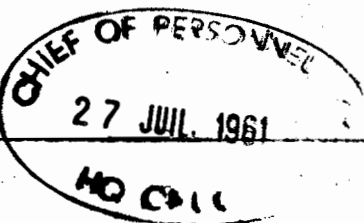
Srl No	Countries	Staff Pers	Air Pers	Adm Units	Combat Units	Total Str	Expected	Total
1	Argentina	2	23	-	-	25	-	25
2	Austria	1	-	45	-	46	-	46
3	Brazil	-	18	-	-	18	-	18
4	Canada	13	14	241	-	268	-	268
5	Ceylon	8	-	-	-	8	-	8
6	Denmark	26	5	46	-	77	-	77
7	Ethiopia	<i>1</i> 8	3	-	3085- <i>X</i>	3096	-	3096
8	Ecuador	2	-	-	-	2	-	2
9	Ghana	<i>X</i> 2	-	-	989 <i>X</i>	991	-	991
10	Greece	-	25	-	-	25	-	25
11	India	<i>1</i> 42	44	752	4774 <i>X</i>	5612	-	5612
12	Ireland	<i>1</i> 25	-	-	982	1007	-	1007
13	Italy	-	74	62	-	136	-	136
14	Liberia	<i>X</i> 10	-	-	446	456	-	456
15	Malaya	2	-	-	1410 <i>X</i>	1412	-	1412
16	Netherland	6	-	5	-	11	-	11
17	Nigeria	<i>X</i> 4	-	-	1786 <i>X</i>	1790	-	1790
18	Norway	12	57	46	-	115	1	116
19	Pakistan	<i>X</i> 28	-	517	-	545	-	545
20	Sweden	17	91	40	741 <i>X</i>	889	-	889
21	Tunisia	<i>X</i> 2	-	-	2957 <i>X</i>	2969	-	3101
TOTAL		210	346	1754	17180	19490	1	19491

*J. B. Althagar*  
CHIEF OF PERSONNEL (MILITARY)

1  
1  
CHIEF OF PERSONNEL (MILITARY)

Air Comdr

HQ ONIC



CHIEF OF PERSONNEL (MILITARY)

CHIEF OF PERSONNEL (MIL) BRANCH  
21 JUL 61

STRENGTH OF CONTINGENTS

Srl No	Countries	Staff Pers	Air Pers	Adm Units	Combat Units	Total Str	Expected	Total
1	Argentina	2	23	-	-	25	-	25
2	Austria	1	-	4	-	5	-	5
3	Brazil	-	20	-	-	20	-	20
4	Canada	13	14	243	-	270	-	270
5	Ceylon	8	-	-	-	8	-	8
6	Denmark	38	8	54	-	100	-	100
7	Ethiopia	9	3	-	3084	3096	-	3096
8	Ecuador	2	-	-	-	2	-	2
9	Ghana	4	-	-	987	991	-	991
10	Greece	-	25	-	-	25	-	25
11	India	42	44	752	4774	5612	-	5612
12	Ireland	25	-	-	982	1007	-	1007
13	Italy	-	81	62	-	143	-	143
14	Liberia	10	-	-	446	456	-	456
15	Malaya	2	-	-	1410	1412	-	1412
16	Netherland	6	-	5	-	11	-	11
17	Nigeria	4	-	-	1786	1790	-	1790
18	Norway	12	61	45	-	118	1	119
19	Pakistan	28	-	517	-	545	-	545
20	Sweden	17	91	40	741	889	-	889
21	Tunisia	4	-	-	3097	3101	-	3101
TOTAL		227	370	1720	17311	19628	1	19629

*J. S. Althagar* Capt.  
CHIEF OF PERSONNEL (MILITARY)

CHIEF OF PERSONNEL (MIL)BRANCH

20 JUL 61

STRENGTH OF CONTINGENTS

Srl No.	Countries	Staff Pers	Air Pers	Adm Units	Combat units	Total Str	Expected	Total
1.	Argentina	2	23	-	-	25	-	25
2	Austria	1	-	4	-	5	-	5
3	Brazil	-	20	-	-	20	-	20
4	Canada	13	13	244	-	270	-	270
5	Ceylon	8	-	-	-	8	-	8
6	Denmark	38	8	54	-	100	-	100
7	Ethiopia	9	3	-	3084	3096	-	3096
8	Ecuador	2	-	-	-	2	-	2
9	Ghana	4	-	-	1220	1224	-	1224
10	Greece	-	25	-	-	25	-	25
11	India	42	44	752	4774	5612	-	5612
12	Ireland	25	-	-	982	1007	-	1007
13	Italy	-	80	62	-	142	-	142
14	Liberia	10	-	-	446	456	-	456
15	Malaya	2	-	-	1416	1418	-	1418
16	Netherland	6	-	5	-	11	-	11
17	Nigeria	4	-	-	1786	1790	-	1790
18	Norway	14	62	45	-	121	-	121
19	Pakistan	29	-	516	-	545	-	545
20	Sweden	17	96	40	743	896	-	896
21	Tunisia	4	-	-	3099	3103	-	3103
Bde HQ, 9, 10, 11 Bns incl 400 in KITONA								
	TOTAL	230	374	1722	17550	19876	-	19876
K S.								

✓ J. S. Althagar Capt.  
CHIEF OF PERSONNEL (MILITARY)

STRENGTH OF CONTINGENTS

Srl No	Countries	Staff Pers	Air Pers	Adm Units	Combat Units	Total Str	Expected	Total
1	Argentina	2	24	-	-	26	-	26
2	Austria	1	-	4	-	5	-	5
3	Brazil	-	20	-	-	20	-	20
4	Canada	13	14	245	-	272	-	272
5	Ceylon	8	-	-	-	8	-	8
6	Denmark	24	4	46	-	74	-	74
7	Ethiopia	9	3	-	3084	3096	-	3096
8	Ecuador	2	-	-	-	2	-	2
9	Ghana	4	-	-	1170	1174	-	1174
10	Greece	-	25	-	-	25	-	25
11	India	42	44	752	4781	5619	-	5619
12	Ireland	25	-	-	982	1007	-	1007
13	Italy	-	79	62	-	141	-	141
14	Liberia	10	-	-	446	456	-	456
15	Malaya	2	-	-	1416	1418	-	1418
16	Netherland	4	-	3	-	7	-	7
17	Nigeria	4	-	-	1786	1790	-	1790
18	Norway	14	61	43	-	118	-	118
19	Pakistan	30	-	516	-	546	-	546
20	Sweden	18	92	40	743	893	-	893
21	Tunisia	4	-	-	3099	3103	-	3103
TOTAL		216	366	1711	17507	19800	-	19800

*J. B. Thayer* Capt.  
- CHIEF OF PERSONNEL (MILITARY)

[illegible]

19 JUL. 1961  
HQ ONUC

THE UNIVERSITY OF CHICAGO

[illegible]

CHIEF OF PERSONNEL (MIL) BRANCH  
16-17 JUL 61

STRENGTH OF CONTINGENTS

Srl No	Countries	Staff Pers	Air Pers	Adm Units	Combat Units	Total Str	Expected	Total
1	Argentina	2	24	-	-	26	-	26
2	Austria	1	-	4	-	5	-	5
3	Brazil	-	20	-	-	20	-	20
4	Canada	13	14	245	-	272	-	272
5	Ceylon	8	-	-	-	8	-	8
6	Denmark	24	4	46	-	74	-	74
7	Ethiopia	9	3	-	3084	3096	-	3096
8	Ecuador	2	-	-	-	2	-	2
9	Ghana	4	-	-	1170	1174	-	1174
10	Greece	-	25	-	-	25	-	25
11	India	42	44	752	4781	5619	-	5619
12	Ireland	25	-	-	982	1007	-	1007
13	Italy	-	87	62	-	149	-	149
14	Liberia	10	-	-	446	456	-	456
15	Malaya	2	-	-	1416	1418	-	1418
16	Netherland	4	-	3	-	7	-	7
17	Nigeria	4	-	-	1786	1790	-	1790
18	Norway	14	67	44	-	125	-	125
19	Pakistan	30	-	516	-	546	-	546
20	Sweden	17	94	39	743	893	-	893
21	Tunisia	4	-	-	3099	3103	-	3103
TOTAL		215	382	1711	17507	19815	-	19815

*J. B. Althay*  
CHIEF OF PERSONNEL (MILITARY)

CHIEF OF PERSONNEL (MIL) BRANCH  
15 JUL 61

STRENGTH OF CONTINGENTS

Srl No	Countries	Staff Pers	Air Pers	Adm Units	Combat Units	Total Str	Expected	Total
1	Argentina	2	34	-	-	36	-	36
2	Austria	1	-	4	-	5	-	5
3	Brazil	-	20	-	-	20	-	20
4	Canada	13	14	245	-	272	-	272
5	Ceylon	8	-	-	-	8	-	8
6	Denmark	24	4	46	-	74	-	74
7	Ethiopia	9	3	-	3084	3096	-	3096
8	Ecuador	2	-	-	-	2	-	2
9	Ghana	4	-	-	1170	1174	-	1174
10	Greece	-	25	-	-	25	-	25
11	India	42	44	752	4781	5619	-	5619
12	Ireland	26	-	-	982	1008	-	1008
13	Italy	-	87	62	-	149	-	149
14	Liberia	10	-	-	446	456	-	456
15	Malaya	2	-	-	1416	1418	-	1418
16	Netherland	3	-	3	-	6	-	6
17	Nigeria	4	-	-	1786	1790	-	1790
18	Norway	14	67	44	-	125	-	125
19	Pakistan	32	-	514	-	546	-	546
20	Sweden	17	94	39	743	893	-	893
21	Tunisia	4	-	-	3099	3103	-	3103
TOTAL		217	392	1709	17507	19825	-	19825

*J. S. Balhayan Capt.*  
CHIEF OF PERSONNEL (MILITARY)



CHIEF OF PERSONNEL (MIL) BRANCH  
11 JUL 61

STRENGTH OF CONTINGENTS

Srl No	Countries	Staff Pers	Air Pers	Adm Units	Combat Units	Total Str	Expected	Total
1	Argentina	2	34	-	-	36	-	36
2	Austria	1	-	4	-	5	-	5
3	Brazil	-	20	-	-	20	-	20
4	Canada	13	14	245	-	272	-	272
5	Ceylon	8	-	-	-	8	-	8
6	Denmark	24	4	46	-	74	-	74
7	Ethiopia	9	3	-	3084	3096	-	3096
8	Ecuador	2	-	-	-	2	-	2
9	Ghana	3	-	-	1170	1173	-	1173
10	Greece	-	25	-	-	25	-	25
11	India	42	44	752	4781	5619	-	5619
12	Ireland	26	-	-	982	1008	-	1008
13	Italy	-	94	62	-	156	-	156
14	Liberia	10	-	-	446	456	-	456
15	Malaya	2	-	-	1416	1418	-	1418
16	Netherland	3	-	3	-	6	-	6
17	Nigeria	4	-	-	1786	1790	-	1790
18	Norway	14	69	44	-	127	-	127
19	Pakistan	32	-	514	-	546	-	546
20	Sweden	17	94	39	743	893	-	893
21	Tunisia	4	-	-	3155	3159	-	3159
TOTAL		216	401	1709	17563	19889	-	19889

✓ *10/8 Althagar Capt.*  
CHIEF OF PERSONNEL (MILITARY)

## CHIEF OF PERSONNEL(MIL) BRANCH

13 JUL 61

STRENGTH OF CONTINGENTS

Srl No	Countries	Staff Pers	Air Pers	Adm Units	Combat Units	Total Str	Expe cted	Total
1	Argentina	2	34	-	-	36	-	36
2	Austria	1	<del>4</del>	4	-	5	-	5
3	Brazil	1	19	-	-	20	-	20
4	Canada	24	15	247	-	286	-	286
5	Ceylon	8	-	-	-	8	-	8
6	Denmark	39	4	31	-	74	-	74
7	Ethiopia	11	3	-	3082	3096	-	3096
8	Ecuador	2	-	-	-	2	-	2
9	Ghana	2	-	-	1171	1173	-	1173
10	Greece	-	25	-	-	25	-	25
11	India	44	42	752	4781	5619	-	5619
12	Ireland	26	-	-	947	973	-	973
13	Italy	4	91	62	-	157	-	157
14	Liberia	10	-	-	446	456	-	456
15	Malaya	2	-	-	1416	1418	-	1418
16	Netherland	3	-	3	-	6	-	6
17	Nigeria	3	-	-	1787	1790	-	1790
18	Norway	19	68	44	-	131	-	131
19	Pakistan	29	-	517	-	546	-	546
20	Sweden	28	83	33	706	850	-	850
21	Tunisia	4	-	-	3155	3159	-	3159
TOTAL		262	384	1693	17491	19830	-	19830

*J. S. Althagar*  
 ✓ CHIEF OF PERSONNEL (MILITARY)


CHIEF OF PERSONNEL (MIL) BRANCH  
12 JUL 61

STRENGTH OF CONTINGENTS

Srl No	Countries	Staff Pers	Air Pers	Adm Units	Combat Units	Total Str	Expected	Total
1	Argentina	2	24	-	-	26	-	26
2	Austria	1	-	4	-	5	-	5
3	Brazil	1	19	-	-	20	-	20
4	Canada	24	15	247	-	286	-	286
5	Ceylon	8	-	-	-	8	-	8
6	Denmark	39	4	31	-	74	-	74
7	Ethiopia	11	3	-	3082	3096	-	3096
8	Ecuador	2	-	-	-	2	-	2
9	Ghana	2	-	-	1171	1173	-	1173
10	Greece	-	25	-	-	25	-	25
11	India	44	42	752	4781	5619	-	5619
12	Ireland	26	-	-	947	973	-	973
13	Italy	4	87	62	-	153	-	153
14	Liberia	10	-	-	446	456	-	456
15	Malaya	2	-	-	1416	1418	-	1418
16	Netherland	3	-	3	-	6	-	6
17	Nigeria	3	-	-	1787	1790	-	1790
18	Norway	19	68	44	-	131	-	131
19	Pakistan	29	-	517	-	546	-	546
20	Sweden	28	83	33	706	850	-	850
21	Tunisia	4	-	-	3155	3159	-	3159
TOTAL		262	370	1693	17491	19816	-	19816

*J. Balhazar*  
CHIEF OF PERSONNEL (MILITARY)

Force Commander  
HQ ONUC



11 JUL 61

STRENGTH OF CONTINGENTS

Srl No	Countries	Staff Pers	Air Pers	Adm Units	Combat Units	Total Str	Expec ted	Total
1	Argentina	2	24	-	-	26	-	26
2	Austria	1	-	4	-	5	-	5
3	Brazil	1	19	-	-	20	-	20
4	Canada	24	15	247	-	286	-	286
5	Ceylon	8	-	-	-	8	-	8
6	Denmark	39	4	31	-	74	-	74
7	Ethiopia	11	2	-	3082	3095	-	3095
8	Ecuador	2	-	-	-	2	-	2
9	Ghana	2	-	-	1203	1205	-	1205
10	Greece	-	25	-	-	25	-	25
11	India	40	42	752	4781	5615	-	5615
12	Ireland	26	-	-	947	973	-	973
13	Italy	4	83	62	-	149	-	149
14	Liberia	10	-	-	456	456	-	456
15	Malaya	2	-	-	1416	1418	-	1418
16	Netherland	3	-	3	-	6	-	6
17	Nigeria	3	-	-	1787	1790	-	1790
18	Norway	19	68	44	-	131	-	131
19	Pakistan	29	-	517	-	546	-	546
20	Sweden	28	83	33	706	850	-	850
21	Tunisia	4	-	-	3155	3159	-	3159
=====								
TOTAL		258	365	1693	17525	19826	-	19826

*J. Balakrishnan*  
 ✓ CHIEF OF PERSONNEL (MILITARY)

CHIEF OF PERSONNEL (MIL) BRANCH  
9-10 JUL 61

STRENGTH OF CONTINGENTS

Srl No	Countries	Staff Pers	Air Pers	Adm Units	Combat Units	Total Str	Expected	Total
1	Argentina	2	24	-	-	26	-	26
2	Austria	1	-	4	-	5	-	5
3	Brazil	1	19	-	-	20	-	20
4	Canada	24	15	247	-	286	-	286
5	Ceylon	8	-	-	-	8	-	8
6	Denmark	39	4	31	-	74	-	74
7	Ethiopia	11	2	-	3082	3095	-	3095
8	Ecuador	2	-	-	-	2	-	2
9	Ghana	2	-	-	1197	1199	-	1199
10	Greece	-	25	-	-	25	-	25
11	India	40	42	752	4781	5615	-	5615
12	Ireland	25	-	-	947	972	-	972
13	Italy	4	83	62	-	149	-	149
14	Liberia	10	-	-	446	456	-	456
15	Malaya	2	-	-	1416	1418	-	1418
16	Netherland	3	-	3	-	6	-	6
17	Nigeria	3	-	-	1787	1790	-	1790
18	Norway	19	68	44	-	131	-	131
19	Pakistan	33	-	513	-	546	-	546
20	Sweden	28	89	33	706	856	-	856
21	Tunisia	4	-	-	3155	3159	-	3159
=====								
	TOTAL	263	371	1689	17517	19838	-	19838

✓ *J. S. Althayon*  
CHIEF OF PERSONNEL (MIL) *capt*

## CHIEF OF PERSONNEL (MIL) BRANCH

6 JUL 61

STRENGTH OF CONTINGENTS

Srl No	Countries	Staff Pers	Air Pers	Adm Units	Combat Units	Total Str,	Expec ted	Total
1	Argentina	2	24	-	-	26	-	26
2	Austria	1	-	4	-	5	-	5
3	Brazil	1	19	-	-	20	-	20
4	Canada	26	15	239	-	280	-	280
5	Ceylon	8	-	-	-	8	-	8
6	Denmark	40	4	31	-	75	-	75
7	Ethiopia	11	2	-	3082	3095	-	3095
8	Ecuador	2	-	-	-	2	-	2
9	Ghana	4	-	-	1119	1123	-	1123
10	Greece	-	25	-	-	25	-	25
11	India	40	42	752	4782	5616	-	5616
12	Ireland	25	-	-	945	970	-	970
13	Italy	4	91	62	-	157	-	157
14	Liberia	10	-	-	446	456	-	456
15	Malaya	2	-	-	1416	1418	-	1418
16	Netherland	3	-	3	-	6	-	6
17	Nigeria	7	-	-	1869	1876	-	1876
18	Norway	19	68	44	-	131	-	131
19	Pakistan	33	-	513	-	546	-	546
20	Sweden	23	78	33	706	840	-	840
21	Tunisia	4	-	-	3155	3159	-	3159
TOTAL		265	368	1681	17520	19834	-	19834

*J. S. Althagar*  
CHIEF OF PERSONNEL (MILITARY) *Capt.*

CHIEF OF PERSONNEL (MIL) BRANCH  
5 JUL 61

STRENGTH OF CONTINGENTS

Srl No	Countries	Staff Pers	Air Staff	Adm Units	Combat Units	Total Str	Expected	Total
1	Argentina	2	24	-	-	26	-	26
2	Austria	1	-	4	-	5	-	5
3	Brazil	1	19	-	-	20	-	20
4	Canada	26	15	239	-	280	-	280
5	Ceylon	8	-	-	-	8	-	8
6	Denmark	40	5	31	-	76	-	76
7	Ethiopia	11	2	-	3082	3095	-	3095
8	Ecuador	2	-	-	-	2	-	2
9	Ghana	4	-	-	1119	1123	-	1123
10	Greece	-	25	-	-	25	-	25
11	India	40	42	752	4782	5616	-	5616
12	Ireland	25	-	-	945	970	-	970
13	Italy	4	85	62	-	151	-	151
14	Liberia	10	-	-	446	456	-	456
15	Malaya	2	-	-	1416	1418	-	1418
16	Netherland	3	-	3	-	6	-	6
17	Nigeria	7	-	-	1871	1878	-	1878
18	Norway	19	61	44	-	124	-	124
19	Pakistan	33	-	513	-	546	-	546
20	Sweden	22	80	33	706	841	-	841
21	Tunisia	4	-	-	3155	3159	-	3159
TOTAL		264	358	1681	17522	19825	-	19825

*Jasalthazari*  
✓ CHIEF OF PERSONNEL (MILITARY) *Capt.*




## CHIEF OF PERSONNEL (MIL) BRANCH

4 JUL 61

STRENGTH OF CONTINGENTS

Srl No	Countries	Staff Pers	Air Pers	Adm Units	Combat. Units	Total Str.	Expec ted	Total
1	Argentina	2	24	-	-	26	-	26
2	Austria	1	-	4	-	5	-	5
3	Brazil	1	19	-	-	20	-	20
4	Canada	26	15	239	-	280	-	280
5	Ceylon	8	-	-	-	8	-	8
6	Denmark	40	5	31	-	76	-	76
7	Ethiopia	11	2	-	3082	3095	-	3095
8	Ecuador	2	-	-	-	2	-	2
9	Ghana	4	-	-	1119	1123	-	1123
10	Greece	-	25	-	-	25	-	25
11	India	39	42	754	4782	5617	-	5617
12	Ireland	25	-	-	945	970	-	970
13	Italy	4	85	62	-	151	-	151
14	Liberia	10	-	-	446	456	-	456
15	Malaya	2	-	-	1416	1418	-	1418
16	Netherland	3	-	3	-	6	-	6
17	Nigeria	7	-	-	1871	1878	-	1878
18	Norway	19	61	44	-	124	-	124
19	Pakistan	33	-	513	-	546	-	546
20	Sweden	22	80	33	706	841	-	841
21	Tunisia	11	-	-	3148	3159	-	3159
=====								
TOTAL		270	358	1683	17515	19826	-	19826

  
 CHIEF OF PERSONNEL (MILITARY)

CHIEF OF PERSONNEL (MIL) BRANCH  
2-3 JUL 61

STRENGTH OF CONTINGENTS

Srl No	Countries	Staff Pers	Air Pers	Adm Units	Combat Units	Total Str	Expected	Total
1	Argentina	2	24	-	-	26	-	26
2	Austria	1	-	4	-	5	-	5
3	Brazil	1	19	-	-	20	-	20
4	Canada	26	15	240	-	281	-	281
5	Ceylon	8	-	-	-	8	-	8
6	Denmark	40	5	31	-	76	-	76
7	Ethiopia	11	2	-	3082	3095	-	3095
8	Ecuador	2	-	-	-	2	-	2
9	Ghana	4	-	-	1119	1123	-	1123
10	Greece	-	25	-	-	25	-	25
11	India	39	42	754	4782	5617	-	5617
12	Ireland	24	-	-	945	969	-	969
13	Italy	4	87	62	-	153	-	153
14	Liberia	10	-	-	446	456	-	456
15	Malaya	2	-	-	1416	1418	-	1418
16	Netherland	3	-	3	-	6	-	6
17	Nigeria	7	-	-	1871	1878	-	1878
18	Norway	19	61	44	-	124	-	124
19	Pakistan	33	-	513	-	546	-	546
20	Sweden	22	80	33	706	841	-	841
21	Tunisia	11	-	-	3148	3159	-	3159
=====								
	TOTAL	269	360	1684	17515	19828	-	19828

CHIEF OF PERSONNEL (MILITARY)

CHIEF OF PERSONNEL (MIL) BRANCH  
28 JUN 61

STRENGTH OF CONTINGENTS

Srl No	Countries	Staff Pers	Air Pers	Adm Units	Combat Units	Total Str	Expected	Total
1	Argentina	2	24	-	-	26	-	26
2	Austria	1	-	3	-	4	-	4
3	Brazil	1	20	-	-	21	-	21
4	Canada	26	15	240	-	281	-	281
5	Ceylon	8	-	-	-	8	-	8
6	Denmark	40	5	31	-	76	-	76
7	Ethiopia	14	3	-	3082	3099	-	3099
8	Ecuador	2	-	-	-	2	-	2
9	Ghana	4	-	-	1231	1235	-	1235
10	Greece	-	25	-	-	25	-	25
11	India	39	42	754	4780	5615	-	5615
12	Ireland	27	-	-	945	972	-	972
13	Italy	4	87	62	-	153	-	153
14	Liberia	10	-	-	446	456	-	456
15	Malaya	2	-	-	1416	1418	-	1418
16	Netherland	3	-	3	-	6	-	6
17	Nigeria	7	-	-	1871	1878	-	1878
18	Norway	19	61	44	-	124	-	124
19	Pakistan	38	-	509	-	547	-	547
20	Sweden	23	78	34	708	843	-	843
21	Tunisia	11	-	-	3148	3159	-	3159
=====								
TOTAL		281	360	1680	17627	19948	-	19948
=====								

*J. B. Althazar* Capt.  
CHIEF OF PERSONNEL (MILITARY)

STRENGTH OF CONTINGENTS

Srl No	Countries	Staff Pers	Air Pers	Adm Units	Combat Units	Total Str	Expected	Total
1	Argentina	2	24	-	-	26	-	26
2	Austria	1	-	3	-	4	-	4
3	Brazil	1	20	-	-	21	-	21
4	Canada	26	15	240	-	281	-	281
5	Ceylon	8	-	-	-	8	-	8
6	Denmark	40	5	31	-	76	-	76
7	Ethiopia	14	3	-	3082	3099	-	3099
8	Ecuador	2	-	-	-	2	-	2
9	Ghana	4	-	-	1231	1235	-	1235
10	Greece	-	25	-	-	25	-	25
11	India	39	42	754	4780	5615	-	5615
12	Ireland	27	-	-	945	972	-	972
13	Italy	4	86	62	-	152	-	152
14	Liberia	10	-	-	446	456	-	456
15	Malaya	2	-	-	1416	1418	-	1418
16	Netherland	3	-	3	-	6	-	6
17	Nigeria	7	-	-	1871	1878	-	1878
18	Norway	19	61	44	-	124	-	124
19	Pakistan	38	-	509	-	547	-	547
20	Sweden	23	78	34	708	843	-	843
21	Tunisia	11	-	-	3148	3159	-	3159
TOTAL		281	359	1680	17627	19947	-	19947

*J. B. Balhagar* Capt.  
✓ CHIEF OF PERSONNEL (MILITARY)

## CHIEF OF PERSONNEL (MIL) BRANCH

25 - 26 JUN 61

STRENGTH OF CONTINGENTS

Sr No	Countries	Staff Pers	Air Pers	Adm units	Combat units	Total Str.	Expec ted	Total
1	Argentina	2	24	-	-	26	-	26
2	Austria	1	-	3	-	4	-	4
3	Brazil	1	20	-	-	21	-	21
4	Canada	26	15	246	-	287	-	287
5	Ceylon	8	-	-	-	8	-	8
6	Denmark	40	5	31	-	76	-	76
7	Ethiopia	13	3	-	3083	3099	-	3099
8	Ecuador	2	-	-	-	2	-	2
9	Ghana	4	-	-	1231	1235	-	1235
10	Greece	-	25	-	-	25	-	25
11	India	39	42	755	4780	5616	-	5616
12	Ireland	27	-	-	945	972	-	972
13	Italy	4	86	62	-	152	-	152
14	Liberia	10	-	-	446	456	-	456
15	Malaya	2	-	-	1416	1418	-	1418
16	Netherland	3	-	3	-	6	-	6
17	Nigeria	7	-	-	1871	1878	-	1878
18	Norway	19	63	44	-	126	-	126
19	Pakistan	38	-	509	-	547	-	547
20	Sweden	23	79	34	708	844	-	844
21	Tunisia	11	-	-	3148	3159	-	3159
TOTAL		280	362	1687	17628	19957	-	19957

*for al thazar*  
CHIEF OF PERSONNEL (MILITARY)

24 JUN 61

STRENGTH OF CONTINGENTS

Srl No	Countries	Staff Pers	Air Pers	Adm units	Combat units	Total Str.	Expected	Total
1.	Argentina	2	24	-	-	26	-	26
2.	Austria	1	-	3	-	4	-	4
3.	Brazil	1	20	-	-	21	-	21
4.	Canada	26	15	246	-	287	-	287
5.	Ceylon	8	-	-	-	8	-	8
6.	Denmark	40	5	31	-	76	-	76
7.	Ethiopia	13	3	-	3083	3099	-	3099
8.	Ecuador	2	-	-	-	2	-	2
9.	Ghana	4	-	-	1223	1227	-	1227
10.	Greece	-	24	-	-	24	1	25
11.	India	40	42	761	4780	5623	-	5623
12.	Ireland	27	-	-	954	981	-	981
13.	Italy	4	87	62	-	153	-	153
14.	Liberia	10	-	-	446	456	-	456
15.	Malaya	2	-	-	1416	1418	-	1418
16.	Netherland	3	-	3	-	6	-	6
17.	Nigeria	7	-	-	1871	1878	-	1878
18.	Norway	20	63	44	-	127	-	127
19.	Pakistan	38	-	509	-	547	-	547
20.	Sweden	23	79	34	708	844	-	844
21.	Tunisia	11	-	-	3148	3159	-	3159
TOTAL		282	362	1693	17629	19966	1	19967

*W. S. Chayer*  
CHIEF OF PERSONNEL (MILITARY)  
*W. S.*

CHIEF OF PERSONNEL (MIL) BRANCH  
23 JUN 61

STRENGTH OF CONTINGENTS

Spl No	Countries	Staff Pers	Air Pers	Adm Units	Combat Units	Total Str.	Expec ted	Total
1	Argentina	2	24	-	-	26	-	26
2	Austria	1	-	3	-	4	-	4
3	Brazil	1	20	-	-	21	-	21
4	Canada	28	15	241	-	284	-	284
5	Ceylon	8	-	-	-	8	-	8
6	Denmark	40	5	31	-	76	-	76
7	Ethiopia	13	3	-	3083	3099	-	3099
8	Ecuador	2	-	-	-	2	-	2
9	Ghana	4	-	-	1213	1217	-	1217
10	Greece	-	24	-	-	24	1	25
11	India	40	42	761	4780	5623	-	5623
12	Ireland	27	-	-	954	981	-	981
13	Italy	4	87	62	-	153	-	153
14	Liberia	10	-	-	446	456	-	456
15	Malaya	2	-	-	1416	1418	-	1418
16	Netherland	3	-	3	-	6	-	6
17	Nigeria	7	-	-	1871	1878	-	1878
18	Norway	20	63	44	-	127	-	127
19	Pakistan	38	-	509	-	547	-	547
20	Sweden	23	79	34	708	844	-	844
21	Tunisia	11	-	-	3148	3159	-	3159
TOTAL		284	362	1688	17619	19953	1	19954

*Jubal Bhagat*  
CHIEF OF PERSONNEL (MILITARY)

22 JUN 61

STRENGTH OF CONTINGENTS

Srl No	Countries	Staff Pers	Air Pers	Adm Units	Combat Units	Total Str.	Expected	Total
1	Argentina	2	24	-	-	26	-	26
2	Austria	1	4	4	-	5	-	5
3	Brazil	1	20	-	-	21	-	21
4	Canada	28	15	241	-	284	-	284
5	Ceylon	8	-	-	-	8	-	8
6	Denmark	40	5	31	-	76	-	76
7	Ethiopia	13	3	-	3085	3101	-	3101
8	Ecuador	2	-	-	-	2	-	2
9	Ghana	4	-	-	1213	1217	-	1217
10	Greece	-	24	-	-	24	1	25
11	India	40	42	761	4780	5623	-	5623
12	Ireland	24	-	-	954	978	-	978
13	Italy	4	80	62	-	146	-	146
14	Liberia	10	-	-	446	456	-	456
15	Malaya	2	-	-	1416	1418	-	1418
16	Netherland	3	-	3	-	6	-	6
17	Nigeria	7	-	-	1871	1878	-	1878
18	Norway	20	63	44	-	127	-	127
19	Pakistan	38	-	509	-	547	-	547
20	Sweden	23	81	34	709	847	-	847
21	Tunisia	11	-	-	3148	3159	-	3159
TOTAL		281	<del>361</del> 357	<del>1685</del> 1689	17622	19949	1	19950

*Subal Thayer*  
CHIEF OF PERSONNEL (MILITARY) *capl.*



## CHIEF OF PERSONNEL (MIL) BRANCH.

21 JUN 61

STRENGTH OF CONTINGENTS

Srl No	Countries	Staff pers	Air pers	Adm units	Combat units	Total Str.	Expec ted	Total
1	Argentina	2	24	-	-	26	-	26
2	Austria	1	4	-	-	5	-	5
3	Brazil	1	20	-	-	21	-	21
4	Canada	27	15	241	-	283	-	283
5	Ceylon	8	-	-	-	8	-	8
6	Denmark	40	5	31	-	76	-	76
7	Ethiopia	13	3	-	2767	2783	580	3363
8	Ecuador	2	-	-	-	2	-	2
9	Ghana	4	-	-	1213	1217	-	1217
10	Greece	-	24	-	-	24	1	25
11	India	40	42	761	4779	5622	-	5622
12	Ireland	24	-	-	954	978	-	978
13	Italy	4	81	61	-	146	-	146
14	Liberia	10	-	-	447	457	-	457
15	Malaya	2	-	-	1416	1418	-	1418
16	Netherland	3	-	3	-	6	-	6
17	Nigeria	7	-	-	1660	1667	-	1667
18	Norway	20	63	44	-	127	-	127
19	Pakistan	38	-	509	-	547	-	547
20	Sweden	23	87	34	709	853	-	853
21	Tunisia	11	-	-	3148	3159	-	3159
=====								
TOTAL		280	364	1688	17093	19425	581	20006
=====								

*J. S. Althazar*  
 ✓ CHIEF OF PERSONNEL (MILITARY)

## CHIEF OF PERSONNEL (MIL) BRANCH

20 JUN 61

STRENGTH OF CONTINGENTS

Srl No	Countries	Staff pers	Air pers	Adm units	Combat units	Total Str	Expected	Total
1	Argentina	2	24	-	-	26	-	26
2	Austria	1	4	-	-	5	-	5
3	Brazil	1	20	-	-	21	-	21
4	Canada	27	15	241	-	283	-	283
5	Ceylon	8	-	-	-	8	-	8
6	Denmark	40	5	31	-	76	-	76
7	Ethiopia	13	3	-	2767	2783	300	3083
8	Ecuador	2	-	-	-	2	-	2
9	Ghana	4	-	-	1213	1217	-	1217
10	Greece	-	24	-	-	24	1	25
11	India	41	42	760	4772	5615	-	5615
12	Ireland	24	-	-	954	978	-	978
13	Italy	4	81	61	-	146	-	146
14	Liberia	10	-	-	447	457	-	457
15	Malaya	2	-	-	1416	1418	-	1418
16	Netherland	3	-	3	-	6	-	6
17	Nigeria	7	-	-	1660	1667	-	1667
18	Norway	20	63	44	-	127	-	127
19	Pakistan	38	-	509	-	547	-	547
20	Sweden	23	78	34	709	844	-	844
21	Tunisia	11	-	-	3148	3159	-	3159
TOTAL		281	355	1687	17086	19409	301	19710

*J. S. Chaggar*  
 ✓ CHIEF OF PERSONNEL (MILITARY)

## CHIEF OF PERSONNEL (MIL) BRANCH

18 - 19 JUN 61

STRENGTH OF CONTINGENTS

Srl No	Countries	Staff pers	Air pers	Adm units	Combat units	Total Str.	Expec ted	Total
1	Argentina	2	24	-	-	26	-	26
2	Austria	1	-	4	-	5	-	5
3	Brazil	1	20	-	-	21	-	21
4	Canada	27	15	241	-	283	-	283
5	Ceylon	8	-	-	-	8	-	8
6	Denmark	40	5	31	-	76	-	76
7	Ethiopia	14	3	-	2767	2784	300	3084
8	Ecuador	2	-	-	-	2	-	2
9	Ghana	4	-	-	1253	1257	-	1257
10	Greece	-	24	-	-	24	1	25
11	India	41	42	760	4772	5615	-	5615
12	Ireland	24	-	-	954	978	-	978
13	Italy	4	81	61	-	146	-	146
14	Liberia	10	-	-	447	457	-	457
15	Malaya	2	-	-	1417	1419	-	1419
16	Netherland	3	-	3	-	6	-	6
17	Nigeria	7	-	-	1661	1668	-	1668
18	Norway	20	63	44	-	127	-	127
19	Pakistan	38	-	509	-	547	-	547
20	Sweden	22	81	34	709	846	-	846
21	Tunisia	11	-	-	3148	3159	-	3159
TOTAL		281	358	1687	17128	19454	301	19755

*[Signature]*  
 \* CHIEF OF PERSONNEL (MILITARY)

15 JUN 61

Srl No	Countries	Staff pers	Air pers	Adm units	Combat units	Total	Expec ted	Total
1	Argentina	2	24	-	-	26	-	26
2	Austria	1	-	4	-	5	-	5
3	Brazil	2	21	-	-	23	-	23
4	Canada	27	16	241	-	284	-	284
5	Ceylon	8	-	-	-	8	-	8
6	Denmark	40	5	31	-	76	-	76
7	Ethiopia	9	3	-	2769	2781	300	3081
8	Ecuador	2	-	-	-	2	-	2
9	Ghana	4	-	-	1553	1557	-	1557
10	Greece	-	24	-	-	24	1	25
11	India	36	1	760	4772	5569	-	5569
12	Ireland	24	-	-	956	980	-	980
13	Italy	4	82	61	-	147	-	147
14	Liberia	10	-	-	447	457	-	457
15	Malaya	2	-	-	1417	1419	-	1419
16	Netherland	3	-	3	-	6	-	6
17	Nigeria	7	-	-	1661	1668	-	1668
18	Norway	20	63	44	-	127	-	127
19	Pakistan	38	-	509	-	547	-	547
20	Sweden	23	85	36	705	849	-	849
21	Tunisia	11	-	-	3148	3159	-	3159
TOTAL		273	324	1689	17428	19714	301	20015

✓ CHIEF OF PERSONNEL (MILITARY)

14 JUN 61

Srl No	Countries	Staff pers	Air pers	Adm units	Combat units	Total	Expec ted	Total
1	Argentina	2	24	-	-	26	-	26
2	Austria	1	-	4	-	5	-	5
3	Brazil	2	21	-	-	23	-	23
4	Canada	27	16	241	-	284	-	284
5	Ceylon	8	-	-	-	8	-	8
6	Denmark	40	5	31	-	76	-	76
7	Ethiopia	9	3	-	2769	2781	300	3081
8	Ecuador	2	-	-	-	2	-	2
9	Ghana	4	-	-	1553	1557	-	1557
10	Greece	-	24	-	-	24	1	25
11	India	38	44	760	4772	5614	-	5614
12	Ireland	24	-	-	956	980	-	980
13	Italy	4	82	61	-	147	-	147
14	Liberia	10	-	-	447	457	-	457
15	Malaya	2	-	-	1417	1419	-	1419
16	Netherland	3	-	3	-	6	-	6
17	Nigeria	7	-	-	1661	1668	-	1668
18	Norway	10	62	44	-	116	-	116
19	Pakistan	38	-	509	-	547	-	547
20	Sweden	23	85	36	705	849	-	849
21	Tunisia	11	-	-	3148	3159	-	3159
=====								
TOTAL		265	366	1689	17428	19748	301	20049

CHIEF OF PERSONNEL (MILITARY)

STRENGTH OF CONTINGENTS

Srl No.	Countries	Staff pers	Air pers	Adm units	Combat units	Total	Expec ted	Total
1	Argentina	2	24	-	-	26	-	26
2	Austria	1	-	4	-	6	-	6
3	Brazil	2	21	-	-	23	-	23
4	Canada	27	16	241	-	284	-	284
5	Ceylon	8	-	-	-	8	-	8
6	Denmark	40	5	31	-	76	-	76
7	Ethiopia	9	3	-	2769	2781	300	3081
8	Ecuador	2	-	-	-	2	-	2
9	Ghana	4	-	-	1545	1549	-	1549
10	Greece	-	24	-	-	24	1	25
11	India	38	44	760	4772	5614	-	5614
12	Ireland	24	-	-	956	980	-	980
13	Italy	4	76	61	-	144	-	144
14	Liberia	10	-	-	447	457	-	457
15	Malaya	2	-	-	1417	1419	-	1419
16	Netherland	3	-	3	-	6	-	6
17	Nigeria	7	-	-	1661	1668	-	1668
18	Norway	10	62	44	-	116	-	116
19	Pakistan	38	-	509	-	547	-	547
20	Sweden	23	85	36	705	849	-	849
21	Tunisia	11	-	-	3148	3159	-	3159
TOTAL		265	360	1689	17420	19734	301	20035

*[Signature]*  
CHIEF OF PERSONNEL (MILITARY)

## CHIEF OF PERSONNEL (MIL) BRANCH

11-12 JUNE 1961

STRENGTH OF CONTINGENTS

Srl No	Countries	Staff pers	Air pers	Adm units	Combat units	Total	Expected	Total
1	Argentina	2	24	-	-	26	-	26
2	Austria	1	-	5	-	6	-	6
3	Brazil	2	21	-	-	23	-	23
4	Canada	27	16	241	-	284	-	284
5	Ceylon	8	-	-	-	8	-	8
6	Denmark	40	5	31	-	76	-	76
7	Ethiopia	9	3	-	2769	2781	300	3081
8	Ecuador	2	-	-	-	2	-	2
9	Ghana	4	-	-	1545	1549	-	1549
10	Greece	-	24	-	-	24	1	25
11	India	38	44	760	4772	5614	-	5614
12	Ireland	24	-	-	956	980	-	980
13	Italy	4	79	61	-	144	-	144
14	Liberia	10	-	-	447	457	-	457
15	Malaya	2	-	-	1417	1419	-	1419
16	Netherland	3	-	3	-	6	-	6
17	Nigeria	7	-	-	1661	1668	-	1668
18	Norway	7	65	44	-	116	-	116
19	Pakistan	38	-	509	-	547	-	547
20	Sweden	23	85	36	705	849	-	849
21	Tunisia	11	-	-	3148	3159	-	3159
=====								
100	TOTAL	262	366	1690	17420	19738	301	20039
=====								

*J. B. H. Nagar*  
 CHIEF OF PERSONNEL (MILITARY)

## CHIEF OF PERSONNEL (MIL) BRANCH

10 JUN 61

STRENGTH OF CONTINGENTS

Srl No	Countries	Staff pers	Air pers	Adm units	Combat units	Total Str	Expec ted	Total
1	Argentina	2	24	-	-	26	-	26
2	Austria	1	-	5	-	6	-	6
3	Brazil	2	21	-	-	23	-	23
4	Canada	27	16	241	-	284	-	284
5	Ceylon	8	-	-	-	8	-	8
6	Denmark	40	5	31	-	76	-	76
7	Ethiopia	9	3	-	2769	2781	300	3081
	Ecuador	2	-	-	-	2	-	2
9	Ghana	4	-	-	1577	1581	-	1581
10	Greece	-	24	-	-	24	1	25
11	India	38	44	760	4772	5614	-	5614
12	Ireland	24	-	-	950	974	-	974
13	Italy	4	79	61	-	144	-	144
14	Liberia	10	-	-	447	457	-	457
15	Malaya	2	-	-	1417	1419	-	1419
16	Netherland	3	-	3	-	6	-	6
17	Nigeria	7	-	-	1661	1668	-	1668
18	Norway	7	65	44	-	116	+	116
19	Pakistan	38	-	509	-	547	-	547
20	Sweden	23	85	36	705	849	-	849
21	Tunisia	11	-	-	3148	3159	-	3159
=====								
	TOTAL	262	366	1690	17446	19764	301	20065
=====								

*J. B. H. Nagar*  
CHIEF OF PERSONNEL (MIL)



9 JUN 61

STRENGTH OF CONTINGENTS

Srl No	Countries	Staff pers	Air pers	Adm units	Combat units	Total Str	Expec ted	Total
1	Argentines	2	24	-	-	26	-	26
2	Austria	1	-	5	-	6	-	6
3	Brazil	2	21	-	-	23	-	23
4	Canada	27	16	241	-	284	-	284
5	Ceylon	8	-	-	-	8	-	8
6	Denmark	40	5	31	-	76	-	76
7	Ethiopia	9	3	-	2769	2781	300	3081
8	Ecuador	2	-	-	-	2	-	2
9	Ghana	4	-	-	1577	1581	-	1581
10	Greece	-	24	-	-	24	1	25
11	India	38	44	760	4772	5614	-	5614
12	Ireland	24	-	-	950	974	-	974
13	Italy	4	79	61	-	144	-	144
14	Liberia	10	-	-	447	457	-	457
15	Malaya	2	-	-	1417	1419	-	1419
16	Netherland	3	-	3	-	6	-	6
17	Nigeria	7	-	-	1661	1668	-	1668
18	Norway	7	65	44	-	116	-	166
19	Pakistan	38	-	509	-	547	-	547
20.	Sweden	23	85	36	706	850	-	850
21	Tunisia	11	-	-	3148	3159	-	3159
TOTAL		262	366	1690	17447	19765	301	20066

*J. S. al. Thayer capt.*  
CHIEF OF PERSONNEL (MILITARY)

8 JUN 61

STRENGTH OF CONTINGENTS

Srl No	Countries	Staff pers	Air pers	Adm units	Combat units	Total Str	Expec ted	Total
1	Argentines	2	24	-	-	26	-	26
2	Austria	1	-	5	-	6	-	6
3	Brazil	2	24	-	-	26	-	26
4	Canada	27	15	242	-	284	-	284
5	Ceylon	8	-	-	-	8	-	8
6	Denmark	40	5	31	-	76	-	76
7	Ethiopia	9	3	-	2769	2781	300	3081
8	Ecuador	2	-	-	-	2	-	2
9	Ghana	4	-	-	1577	1581	-	1581
10	Greece	-	24	-	-	24	1	25
11	India	38	44	760	4772	5614	-	5614
12	Ireland	24	-	-	952	976	-	976
13	Italy	4	80	52	-	136	-	136
14	Liberia	10	-	-	447	457	-	457
15	Malaya	2	-	-	1417	1419	-	1419
16	Netherland	3	-	3	-	6	-	6
17	Nigeria	7	-	-	1661	1668	-	1668
18	Norway	7	70	44	-	121	-	121
19	Pakistan	38	-	509	-	547	-	547
20	Sweden	23	85	36	706	850	-	850
21	Tunisia	11	-	-	3148	3159	-	3159
TOTAL		262	374	1682	17449	19767	301	20068


  
CHIEF OF PERSONNEL (MILITARY)

## CHIEF OF PERSONNEL (MIL) BRANCH

7 JUN 61

STRENGTH OF CONTINGENT

Serial No	Countries	Staff pers	Air pers	Adm Units	Combat Units	Total Str	Expec ted	Total
1	Argentina	2	24	-	-	26	-	26
2	Austria	1	-	5	-	6	-	6
3	Brazil	2	24	-	-	26	-	26
4	Canada	28	15	242	-	285	-	285
5	Ceylon	8	-	-	-	8	-	8
6	Denmark	39	5	30	-	74	-	74
7	Ethiopia	9	3	-	2769	2781	300	3081
8	Ecuador	2	-	-	-	2	-	2
9	Ghana	4	-	-	1577	1581	-	1581
10	Greece	-	24	-	-	24	1	25
11	India	38	45	760	4773	5616	-	5616
12	Ireland	24	-	-	952	976	-	976
13	Italy	4	80	52	-	136	-	136
14	Liberia	10	-	-	447	457	-	457
15	Malaya	2	-	-	1417	1419	-	1419
16	Netherland	3	-	3	-	6	-	6
17	Nigeria	7	-	-	1662	1669	-	1669
18	Norway	10	70	45	-	125	-	125
19	Pakistan	38	-	509	-	547	-	547
20	Sweden	23	85	36	706	850	-	850
21	Tunisia	11	-	-	3148	3159	-	3159
TOTAL		265	375	1682	17451	19773	301	20774

*J. B. Althager Capt.*  
CHIEF OF PERSONNEL (MILITARY)

CHIEF OF PERSONNEL (MIL) BRANCH  
6 JUN 61

## STRENGTH OF CONTINGENTS

Srl No	Countries	Staff Pers	Air Pers	Adm Units	Combat Units	Total Str	Expected	Total
1	Argentina	2	24	-	-	26	-	26
2	Austria	1	-	5	-	6	-	6
3	Brazil	2	24	-	-	26	-	26
4	Canada	28	15	242	-	285	-	285
5	Ceylon	8	-	-	-	8	-	8
6	Denmark	39	5	30	-	74	-	74
7	Ethiopia	9	3	-	2769	2781	300	3081
8	Ecuador	2	-	-	-	2	-	2
9	Ghana	4	-	-	1577	1581	-	1581
10	Greece	-	24	-	-	24	1	25
11	India	38	45	760	4773	5616	-	5616
12	Ireland	24	-	-	952	976	-	976
13	Italy	4	79	52	-	135	-	135
14	Liberia	10	-	-	447	457	-	457
15	Malaya	2	-	-	1417	1419	-	1419
16	Netherland	3	-	3	-	6	-	6
17	Nigeria	7	-	-	1662	1669	-	1669
18	Norway	10	72	45	-	127	-	127
19	Pakistan	38	-	509	-	547	-	547
20	Sweden	23	75	36	706	840	-	840
21	Tunisia	11	-	-	3148	3159	-	3159
TOTAL		265	366	1682	17451	19764	301	20065

*John A. Hargan* Capt.  
CHIEF OF PERSONNEL (MILITARY)

## STRENGTH OF CONTINGENTS

Srl No	Countries	Staff Pers	Air Pers	Adm Units	Combat Units	Total str	Expected	Total
1	Argentina	2	24	-	-	26	-	26
2	Austria	1	-	5	-	6	-	6
3	Brazil	2	24	-	-	26	-	26
4	Canada	27	15	242	-	284	-	284
5	Ceylon	16	-	-	-	16	-	16
6	Denmark	41	5	31	-	77	-	77
7	Ethiopia	9	3	-	2769	2781	300	3081
8	Ecuador	2	-	-	-	2	-	2
9	Ghana	4	-	-	1582	1586	-	1586
10	Greece	-	21	-	-	21	4	25
11	India	38	45	760	4552	5395	138	5533
12	Ireland	24	-	-	978	1002	-	1002
13	Italy	4	74	52	-	130	-	130
14	Liberia	10	-	-	447	457	-	457
15	Malaya	2	-	-	1417	1419	-	1419
16	Netherland	3	-	3	-	6	-	6
17	Nigeria	7	-	-	1663	1670	-	1670
18	Norway	10	61	45	-	116	2	118
19	Pakistan	38	-	510	-	548	-	548
20	Sweden	22	75	34	707	838	-	838
21	Tunisia	11	-	-	3150	3161	-	3161
TOTAL		273	347	1682	17265	19567	444	20011

for all the year. Capt  
CHIEF OF PERSONNEL (MILITARY)

CONFIDENTIAL

NAME	GRADE	BRANCH	STATUS	DATE	REMARKS
1					
2					
3					
4					
5					
6					
7					
8					
9					
10					
11					
12					
13					
14					
15					
16					
17					
18					
19					
20					
21					
22					
23					
24					
25					
26					
27					
28					
29					
30					
31					
32					
33					
34					
35					
36					
37					
38					
39					
40					
41					
42					
43					
44					
45					
46					
47					
48					
49					
50					
51					
52					
53					
54					
55					
56					
57					
58					
59					
60					
61					
62					
63					
64					
65					
66					
67					
68					
69					
70					
71					
72					
73					
74					
75					
76					
77					
78					
79					
80					
81					
82					
83					
84					
85					
86					
87					
88					
89					
90					
91					
92					
93					
94					
95					
96					
97					
98					
99					
100					

*Force Commander*  
*HQ ONUC*

CHIEF OF PERSONNEL  
1 JUIN 1961  
HQ ONUC  
(712)

*[Faint handwritten notes and stamps at the bottom of the page]*

## CHIEF OF PERSONNEL (MIL) BRANCH

30 MAY

1961

STRENGTH OF CONTINGENTS

Srl No	Countries	Staff Pers	Air Pers	Adm Units	Combat Units	Total Str	Expected	Total
1	Argentina	2	24	-	-	26	-	26
2	Austria	1	-	5	-	6	-	6
3	Brazil	2	24	-	-	26	-	26
4	Canada	27	15	242	-	284	-	284
5	Ceylon	16	-	-	-	16	-	16
6	Denmark	41	5	31	-	77	-	77
7	Ethiopia	9	6	-	2469	2484	600	3084
8	Ecuador	2	-	-	-	2	-	2
9	Ghana	4	-	-	1593	1597	-	1597
10	Greece	-	21	-	-	21	4	25
11	India	38	45	760	4552	5395	138	5533
12	Ireland	24	-	-	632	656	346	1002
13	Italy	4	74	52	-	130	-	130
14	Liberia	10	-	-	447	457	-	457
15	Malaya	2	-	-	1417	1419	-	1419
16	Netherland	3	-	3	-	6	-	6
17	Nigeria	7	-	-	1663	1670	-	1670
18	Norway	10	61	45	-	116	2	118
19	Pakistan	38	-	510	-	548	-	548
20	Sweden	22	75	34	707	838	-	838
21	Tunisia	11	-	-	3150	3161	-	3161
TOTAL		273	350	1682	16630	18935	1090	20025

*for all the year capt.*  
 ✓ CHIEF OF PERSONNEL (MILITARY)

Figure 1 is a line graph illustrating the percentage of the total sample for various age groups across different years. The y-axis represents the percentage of the total sample, ranging from 0 to 100. The x-axis represents the years, with labels for 1980, 1990, 2000, 2010, and 2020. The age groups are represented by different symbols: 0-14 (circles), 15-24 (squares), 25-34 (triangles), 35-44 (diamonds), 45-54 (crosses), 55-64 (asterisks), 65-74 (plus signs), and 75+ (x marks). The graph shows a clear trend of aging over time, with the 0-14 age group decreasing from approximately 25% in 1980 to 10% in 2020, and the 65-74 age group increasing from approximately 15% in 1980 to 35% in 2020.

CHIEF OF PERSONNEL  
31 MAI 1961  
HQ ONUC

44-3886-2844



STRENGTH OF CONTINGENTS

Srl No	Countries	Staff Pers	Air Pers	Adm Units	Combat Units	Total Str	Expected	Total
1	Argentina	2	24	-	-	26	-	26
2	Austria	1	-	5	-	6	-	6
3	Brazil	2	24	-	-	26	-	26
4	Canada	27	15	242	-	284	-	284
5	Ceylon	16	-	-	-	16	-	16
6	Denmark	41	5	31	-	77	-	77
7	Ethiopia	9	6	-	2469	2484	600	3084
8	Ecuador	2	-	-	-	2	-	2
9	Ghana	4	-	-	1594	1598	-	1598
10	Gréce	-	21	-	-	21	4	25
11	India	38	45	760	4552	5395	138	5533
12	Ireland	24	-	-	632	656	346	1002
13	Italy	4	76	52	-	132	-	132
14	Liberia	10	-	-	447	457	-	457
15	Malaya	2	-	-	1417	1419	-	1419
16	Netherland	3	-	3	-	6	-	6
17	Nigeria	7	-	-	1663	1670	-	1670
18	Norway	10	62	39	-	111	2	113
19	Pakistan	38	-	510	-	548	-	548
20	Sweden	21	75	34	708	838	-	838
21	Tunisia	11	-	-	3150	3161	-	3161
TOTAL		272	353	1676	16632	18933	1090	20023

*J. C. Amann*  
CHIEF OF PERSONNEL (MILITARY)  
*Cps*

CHIEF OF PERSONNEL (MIL) BRANCH  
27 MAY 61

STRENGTH OF CONTINGENTS

Srl No	Countries	Staff Pers	Air Pers	Adm Units	Combat Units	Total Str	Expected	Total
1	Argentina	2	24	-	-	26	-	26
2	Austria	1	-	5	-	6	-	6
3	Brazil	2	24	-	-	26	-	26
4	Canada	27	15	242	-	284	-	284
5	Ceylon	16	-	-	-	16	-	16
6	Denmark	41	5	31	-	77	-	77
7	Ethiopia	9	6	-	2469	2484	600	3084
8	Ecuador	2	-	-	-	2	-	2
9	Ghana	4	-	-	1591	1595	-	1595
10	Greece	-	21	-	-	21	4	25
11	India	38	45	760	4552	5395	138	5533
12	Ireland	24	-	-	632	656	346	1002
13	Italy	4	74	52	-	130	-	130
14	Liberia	10	-	-	447	457	-	457
15	Malaya	2	-	-	1417	1419	-	1419
16	Netherland	3	-	3	-	6	-	6
17	Nigeria	7	-	-	1663	1670	-	1670
18	Norway	10	62	39	-	111	2	113
19	Pakistan	38	-	510	-	548	-	548
20	Sweden	22	75	34	708	839	-	839
21	Tunisia	11	-	-	3150	3161	-	3161
TOTAL		273	351	1676	16629	18929	1090	20019

*J. C. Amundson*  
CHIEF OF PERSONNEL (MILITARY)  
*Cap*

## CHIEF OF PERSONNEL (MIL) BRANCH

26 MAY 61

STRENGTH OF CONTINGENTS

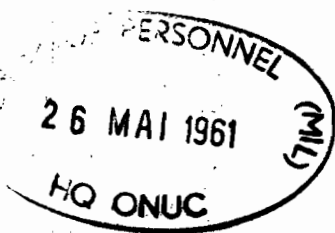
Srl No	Countries	Staff Pers	Air Pers	Adm Units	Combat Units	Total Str	Expected	Total
1	Argentina	2	24	-	-	26	-	26
2	Austria	1	-	5	-	6	-	6
3	Brazil	2	24	-	-	26	-	26
4	Canada	27	15	242	-	284	-	284
5	Ceylon	8	-	-	-	8	-	8
6	Denmark	41	5	31	-	77	-	77
7	Ethiopia	9	6	-	2469	2484	600	3084
8	Ecuador	2	-	-	-	2	-	2
9	Ghana	4	-	-	1616	1620	-	1620
10	Greece	-	21	-	-	21	4	25
11	India	38	45	760	4552	5395	138	5533
12	Ireland	24	-	-	632	656	346	1002
13	Italy	4	74	52	-	130	-	130
14	Liberia	10	-	-	447	457	-	457
15	Malaya	2	-	-	1417	1419	-	1419
16	Netherland	3	-	3	-	6	-	6
17	Nigeria	8	-	-	1663	1671	-	1671
18	Norway	9	62	39	-	110	3	113
19	Pakistan	38	-	510	-	548	-	548
20	Sweden	22	75	34	708	839	-	839
21	Tunisia	11	-	-	3150	3161	-	3161
TOTAL		265	351	1676	16654	18946	1091	20037

3 *[Signature]*  
CHIEF OF PERSONNEL (MILITARY)

*[Signature]*  
Cap L

Force Commander.



HQ ONUC



CHIEF OF PERSONNEL (MIL) BRANCH  
25 MAY 61

STRENGTH OF CONTINGENTS


Ser No	Countries	Staff Pers	Air Pers	Adm Units	Combat Units	Total Str	Expected	Total
1	Argentina	2	24	-	-	26	-	26
2	Austria	1	-	5	-	6	-	6
3	Brazil	2	24	-	-	26	-	26
4	Canada	27	15	242	-	284	-	284
5	Ceylon	8	-	-	-	8	-	8
6	Denmark	41	5	31	-	77	-	77
7	Ethiopia	9	6	-	2469	2484	600	3084
8	Ecuador	2	-	-	-	2	-	2
9	Ghana	4	-	-	1616	1620	-	1620
10	Greece	-	21	-	-	21	4	25
11	India	38	45	764	4553	5400	138	5538
12	Ireland	24	-	-	632	656	346	1002
13	Italy	4	79	52	-	135	-	135
14	Liberia	10	-	-	447	457	-	457
15	Malaya	2	-	-	1417	1419	-	1419
16	Netherland	3	-	3	-	6	-	6
17	Nigeria	8	-	-	1663	1671	-	1671
18	Norway	9	62	39	-	110	3	113
19	Pakistan	38	-	510	-	548	-	548
20	Sweden	22	75	34	708	839	-	839
21	Tunisia	11	-	-	3150	3161	-	3161
TOTAL		265	356	1680	16655	18956	1091	20047

  
CHIEF OF PERSONNEL (MILITARY)  


CHIEF OF PERSONNEL (MIL) BRANCH  
24 MAY 61

STRENGTH OF CONTINGENTS

Ser No	Countries	Staff Pers	Air Pers	Adm Units	Combat Units	Total Str	Expected	Total
1	Argentina	2	24	-	-	26	-	26
2	Austria	1	-	46	-	47	-	47
3	Brazil	2	25	-	-	27	-	27
4	Canada	27	15	242	-	284	-	284
5	Ceylon	8	-	-	-	8	-	8
6	Denmark	41	5	31	-	77	-	77
7	Ethiopia	9	6	-	2469	2484	600	3084
8	Ecuador	2	-	-	-	2	-	2
9	Ghana	4	-	-	1616	1620	-	1620
10	Greece	-	21	-	-	21	4	25
11	India	38	45	764	4176	5023	515	5538
12	Ireland	24	-	-	632	656	346	1002
13	Italy	4	79	52	-	135	-	135
14	Liberia	10	-	-	430	440	-	440
15	Malaya	2	-	-	1417	1419	-	1419
16	Netherland	3	-	3	-	6	-	6
17	Nigeria	8	-	-	1663	1671	-	1671
18	Norway	9	62	39	-	110	3	113
19	Pakistan	38	-	510	-	548	-	548
20	Sweden	23	74	33	710	840	-	840
21	Tunisia	11	-	-	3150	3161	-	3161
TOTAL		266	356	1720	16263	18605	1468	20073

  
CHIEF OF PERSONNEL (MILITARY)

CHIEF OF PERSONNEL (MIL) BRANCH  
23 MAY 61

STRENGTH OF CONTINGENTS

Srl No	Countries	Staff Pers	Air Pers	Adm Units	Combat Units	Total strength	Expected	Total
1	Argentina	2	24	-	-	26	-	26
2	Austria	1	-	46	-	47	-	47
3	Brazil	2	25	-	-	27	-	27
4	Canada	27	15	242	-	284	-	284
5	Ceylon	8	-	-	-	8	-	8
6	Denmark	41	5	31	-	77	-	77
7	Ethiopia	9	6	-	2469	2484	600	3084
8	Ecuador	2	-	-	-	2	-	2
9	Ghana	4	-	-	1615	1619	-	1619
10	Greece	-	21	-	-	21	4	25
11	India	38	45	764	4176	5023	515	5538
12	Ireland	24	-	-	632	656	346	1002
13	Italy	4	79	52	-	135	-	135
14	Liberia	10	-	-	430	440	-	440
15	Malaya	2	-	-	1417	1419	-	1419
16	Netherland	3	-	3	-	6	-	6
17	Nigeria	8	-	-	1663	1671	-	1671
18	Norway	9	62	39	-	110	3	113
19	Pakistan	37	-	509	-	546	2	548
20	Sweden	23	75	33	710	841	-	841
21	Tunisia	11	-	-	3150	3161	-	3161
TOTAL		265	357	1719	16262	18603	1470	20073

*J. C. Amundson*  
CHIEF OF PERSONNEL (MILITARY)  
*Capt*

RESTRICTED

CHIEF OF PERSONNEL (MIL) BRANCH

21 - 22 MAY 61

STRENGTH OF CONTINGENTS

Srl No	Countries	Staff Pers	Air Pers	Adm Units	Combat Units	Total Str	Expected	Total
1	Argentina	2	24	-	-	26	-	26
2	Austria	1	-	46	-	47	-	47
3	Brazil	2	25	-	-	27	-	27
4	Canada	27	15	242	-	284	-	284
5	Ceylon	8	-	-	-	8	-	8
6	Denmark	41	5	31	-	77	-	77
7	Ethiopia	9	6	-	2469	2484	600	3084
8	Ecuador	2	-	-	-	2	-	2
9	Ghana	4	-	-	1614	1618	-	1618
10	Greece	-	21	-	-	21	4	25
11	India	38	45	764	4176	5023	515	5538
12	Ireland	24	-	-	632	656	346	1002
13	Italy	4	82	52	-	138	-	138
14	Liberia	10	-	-	430	440	-	440
15	Malaya	2	-	-	1417	1419	-	1419
16	Netherland	3	-	3	-	6	-	6
17	Nigeria	8	-	-	1663	1671	-	1671
18	Norway	9	62	39	-	110	3	113
19	Pakistan	37	-	509	-	546	2	548
20	Sweden	23	75	33	710	841	-	841
21	Tunisia	11	-	-	3150	3161	-	3161
TOTAL		265	360	1719	16261	18605	1470	20075

*J. C. Amundson*  
CHIEF OF PERSONNEL (MILITARY)

RESTRICTED



CHIEF OF PERSONNEL (MIL) BRANCH  
20 MAY 61

STRENGTH OF CONTINGENTS

Srl No	Countries	Staff Pers	Air Pers	Adm Units	Combat Units	Total Str	Expected	Total
1	Argentina	2	24	-	-	26	-	26
2	Austria	1	-	46	-	47	-	47
3	Brazil	2	25	-	-	27	-	27
4	Canada	27	15	238	-	280	-	280
5	Ceylon	8	-	-	-	8	-	8
6	Denmark	41	5	31	-	77	-	77
7	Ethiopia	9	6	-	2469	2484	600	3084
8	Ecuador	2	-	-	-	2	-	2
9	Ghana	4	-	-	1617	1621	-	1621
10	Greece	-	21	-	-	21	4	25
11	India	38	45	764	4176	5023	515	5538
12	Ireland	24	-	-	632	656	346	1002
13	Italy	4	82	52	-	138	-	138
14	Liberia	10	-	-	430	440	-	440
15	Malaya	2	-	-	1417	1419	-	1419
16	Netherland	3	-	3	-	6	-	6
17	Nigeria	7	-	-	1663	1670	-	1670
18	Norway	9	62	39	-	110	3	113
19	Pakistan	37	-	509	-	546	2	548
20	Sweden	23	75	33	710	841	-	841
21	Tunisia	11	-	-	3150	3161	-	3161
TOTAL		264	360	1715	16264	18603	1470	20073

*E. Amann*  
CHIEF OF PERSONNEL (MILITARY)  
*Cyr*

RESTRICTED

CHIEF OF PERSONNEL (MIL) BRANCH

17 May 61

STRENGTH OF CONTINGENTS

Srl No.	Countries	Staff Pers	Air Pers	Adm Units	Combat Units	Total Strength	Expected	Total
1	Argentina	2	24	-	-	26	-	26
2	Austria	1	-	46	-	47	-	47
3	Brazil	2	26	-	-	28	-	28
4	Canada	26	15	238	-	279	-	279
5	Ceylon	8	-	-	-	8	-	8
6	Denmark	29	5	31	-	65	12	77
7	Ethiopia	9	6	-	2469	2484	600	3084
8	Ecuador	2	-	-	-	2	-	2
9	Ghana	4	-	-	1605	1609	-	1609
10	Greece	-	21	-	-	21	4	25
11	India	38	45	681	4145	4909	629	5538
12	Ireland	24	-	-	625	649	<u>354</u>	1003
13	Italy	4	80	52	-	136	-	136
14	Liberia	10	-	-	431	441	-	441
15	Malaya	2	-	-	979	981	438	1419
16	Netherland	3	-	3	-	6	-	6
17	Nigeria	7	-	-	1663	1670	-	1670
18	Norway	9	61	39	-	109	3	112
19	Pakistan	37	-	509	-	546	2	548
20	Sweden	24	75	31	664	794	50	844
21	Tunisia	11	-	-	3140	3151	-	3151
TOTAL		252	358	1630	15721	17961	2092	20053

*S. Ammalan*  
CHIEF OF PERSONNEL ( MILITARY )

RESTRICTED

CHIEF OF PERSONNEL (MIL) BRANCH  
19 MAY 61

STRENGTH OF CONTINGENTS

Srl No.	Countries	Staff Pers	Air Pers	Adm Units	Combat Units	Total Str	Expected	Total
1	Argentina	2	24	-	-	26	-	26
2	Austria	1	-	46	-	47	-	47
3	Brazil	2	25	-	-	27	-	27
4	Canada	27	15	238	-	280	-	280
5	Ceylon	8	-	-	-	8	-	8
6	Denmark	45	5	31	-	81	-	81
7	Ethiopia	9	6	-	2469	2484	600	3084
8	Ecuador	2	-	-	-	2	-	2
9	Ghana	4	-	-	1617	1621	-	1621
10	Greece	-	21	-	-	21	4	25
11	India	38	45	764	4176	5023	515	5538
12	Ireland	24	-	-	632	656	346	1002
13	Italy	4	76	52	-	132	-	132
14	Liberia	10	-	-	430	440	-	440
15	Malaya	2	-	-	1417	1419	-	1419
16	Netherland	3	-	3	-	6	-	6
17	Nigeria	7	-	-	1663	1670	-	1670
18	Norway	9	61	39	-	109	3	112
19	Pakistan	37	-	509	-	546	2	548
20	Sweden	23	75	33	710	841	-	841
21	Tunisia	11	-	-	3150	3161	-	3161
TOTAL		268	353	1715	16264	18600	1470	20070

*D. C. Annandale*  
CHIEF OF PERSONNEL (MILITARY)  
*G. J. R.*

RESTRICTED

CHIEF OF PERSONNEL (MIL) BRANCH  
22 APR 1961

STRENGTH OF CONTINGENTS

Sr1 No	Countries	Staff Pers	Air Pers	Adm Units	Combat Units	Total Strength	Expected	Total
1	Argentina	-	24	-	-	24	-	24
2	Austria	1	-	47	-	48	1	49
3	Brazil	2	27	-	-	29	-	29
4	Canada	30	13	241	-	284	-	284
5	Ceylon	8	-	-	-	8	-	8
6	Denmark	29	5	35	-	69	-	69
7	Ethiopia	9	6	-	2470	2485	600	3085
8	Ghana	2	-	-	1642	1644	-	1644
9	Greece	-	21	-	-	21	-	21
10	India	36	48	679	3252	4015	1519	5534
11	Indonesia	4	-	-	1135	1139	-	1139
12	Ireland	25	-	-	646	671	-	671
13	Italy	4	69	51	-	124	-	124
14	Liberia	10	-	-	226	236	-	236
15	Malaya	1	-	-	980	981	438	1419
16	Morocco	1	-	-	7	8	-	8
17	Netherland	6	-	-	-	6	-	6
18	Nigeria	7	-	-	1671	1678	-	1678
19	Norway	9	59	43	-	111	-	111
20	Pakistan	36	-	515	-	551	-	551
21	Sudan	-	-	-	1	1	-	1
22	Sweden	20	72	32	518	642	-	642
23	Tunisia	11	-	-	3149	3160	-	3160
TOTAL		251	344	1643	15697	17935	2558	20493

  
CHIEF OF PERSONNEL (MILITARY)

RESTRICTED

RESTRICTED

CHIEF OF PERSONNEL (MIL) BRANCH  
21 APR 1961

STRENGTH OF CONTINGENTS

Srl No	Countries	Staff Pers	Air Pers	Adm Units	Combat Units	Total strength	Expected	Total
1	Argentina	-	24	-	-	24	-	24
2	Austria	1	-	47	-	48	1	49
3	Brazil	2	27	-	-	29	-	29
4	Canada	30	13	241	-	284	-	284
5	Ceylon	8	-	-	-	8	-	8
6	Denmark	29	5	36	-	70	-	70
7	Ethiopia	9	6	-	2470	2485	600	3085
8	Ghana	2	-	-	1642	1644	-	1644
9	Greece	-	21	-	-	21	-	21
10	India	37	48	679	3252	4016	1519	5535
11	Indonesia	4	-	-	1135	1139	-	1139
12	Ireland	25	-	-	646	671	-	671
13	Italy	4	73	51	-	128	-	128
14	Liberia	10	-	-	226	236	-	236
15	Malaya	1	-	-	980	981	438	1419
16	Morocco	1	-	-	7	8	-	8
17	Netherland	0	-	-	-	6	-	6
18	Nigeria	7	-	-	1671	1678	-	1678
19	Norway	9	59	43	-	111	-	111
20	Pakistan	36	-	515	-	551	-	551
21	Sudan	-	-	-	1	1	-	1
22	Sweden	20	72	32	518	642	-	642
23	Tunisia	11	-	-	3149	3160	-	3160
TOTAL		252	348	1644	15607	17941	2558	20499

  
CHIEF OF PERSONNEL (MILITARY)


RESTRICTED

RESTRICTED


CHIEF OF PERSONNEL (MIL) BRANCH  
20 APR 1961

STRENGTH OF CONTINGENTS

Srl No	Countries	Staff Pers	Air Pers	Adm Units	Combat Units	Total strength	Expected	Total
1	Argentina	-	24	-	-	24	-	24
2	Austria	1	-	47	-	48	1	49
3	Brazil	2	27	-	-	29	-	29
4	Canada	30	13	241	-	284	-	284
5	Ceylon	8	-	-	-	8	-	8
6	Denmark	29	5	36	-	70	-	70
7	Ethiopia	9	6	-	2470	2485	-	2485
8	Greece	-	21	-	-	21	-	21
9	Ghana	2	-	-	1635	1637	-	1637
10	India	37	48	679	3058	3822	1713	5535
11	Indonesia	4	-	-	1135	1139	-	1139
12	Ireland	24	-	-	646	670	-	670
13	Italy	4	73	51	-	128	-	128
14	Liberia	10	-	-	226	236	-	236
15	Malaya	1	-	-	980	981	438	1419
16	Morocco	1	-	-	7	8	-	8
17	Netherland	6	-	-	-	6	-	6
18	Nigeria	7	-	-	1671	1678	-	1678
19	Norway	9	59	43	-	111	-	111
20	Pakistan	35	-	515	-	550	-	550
21	Sudan	1	-	-	375	376	-	376
22	Sweden	20	72	32	518	642	-	642
23	Tunisia	11	-	-	3149	3160	-	3160
TOTAL		251	348	1644	15870	18113	2152	20265

  
CHIEF OF PERSONNEL (MILITARY)

RESTRICTED




RESTRICTED

CHIEF OF PERSONNEL (MIL) BRANCH  
19 APR 1961

STRENGTH OF CONTINGENTS

Srl No	Countries	Staff Pers	Air Pers	Adm Units	Combat Units	Total strength	Expected	Total
1	Argentina	-	24	-	-	24	-	24
2	Austria	1	-	47	-	48	1	49
3	Brazil	2	27	-	-	29	-	29
4	Canada	30	12	241	-	283	-	283
5	Ceylon	8	-	-	-	8	-	8
6	Denmark	29	5	31	-	65	-	65
7	Ethiopia	9	6	-	2470	2485	-	2485
8	Greece	-	21	-	-	21	-	21
9	Ghana	2	-	-	1635	1637	-	1637
10	India	37	48	679	2644	3408	2127	5535
11	Indonesia	4	-	-	1135	1139	-	1139
12	Ireland	25	-	-	646	671	-	671
13	Italy	4	73	51	-	128	-	128
14	Liberia	10	-	-	226	236	-	236
15	Malaya	1	-	-	980	981	438	1419
16	Morocco	1	-	-	7	8	-	8
17	Netherland	6	-	-	-	6	-	6
18	Nigeria	7	-	-	1671	1678	-	1678
19	Norway	9	59	43	-	111	-	111
20	Pakistan	35	-	515	-	550	-	550
21	Sudan	1	-	-	375	376	-	376
22	Sweden	18	72	33	518	641	-	641
23	Tunisia	11	-	-	3149	3160	-	3160
TOTAL		250	347	1640	15456	17693	2566	20259

  
CHIEF OF PERSONNEL (MILITARY)  
RESTRICTED



RESTRICTED

CHIEF OF PERSONNEL (MIL) BRANCH  
18 APR 1961

STRENGTH OF CONTINGENTS

Srl No	Countries	Staff Pers	Air Pers	Adm Units	Combat Units	Total strength	Expected	Total
1	Argentina	-	24	-	-	24	-	24
2	Austria	1	-	47	-	48	1	49
3	Brazil	2	27	-	-	29	-	29
4	Canada	30	12	241	-	283	-	283
5	Ceylon	8	-	-	-	8	-	8
6	Denmark	29	5	32	-	66	-	66
7	Ethiopia	9	6	-	2471	2486	-	2486
8	Ghana	2	-	-	1634	1636	-	1636
9	Greece	-	21	-	-	21	-	21
10	India	35	48	679	2646	3408	2127	5535
11	Indonesia	4	-	-	1135	1139	-	1139
12	Ireland	25	-	-	646	671	-	671
13	Italy	4	74	51	-	129	-	129
14	Liberia	10	-	-	226	236	-	236
15	Malaya	1	-	-	980	981	438	1419
16	Morocco	1	-	-	7	8	-	8
17	Netherland	6	-	-	-	6	-	6
18	Nigeria	7	-	-	1671	1678	-	1678
19	Norway	9	59	43	-	111	-	111
20	Pakistan	35	-	515	-	550	-	550
21	Sudan	1	-	-	401	402	-	402
22	Sweden	18	68	33	518	637	-	637
23	Tunisia	11	-	-	3149	3160	-	3160
TOTAL		248	344	1641	15484	17717	2566	20283

  
CHIEF OF PERSONNEL (MILITARY)

RESTRICTED



26

RESTRICTEDCHIEF OF PERSONNEL (MIL) BRANCH  
STRENGTH OF CONTINGENTS 16-17 APR 1961

Srl No	Countries	Staff Pers	Air Pers	Adm Units	Combat Units	Total strength	Expected	Total
1	Argentina	-	24	-	-	24	-	24
2	Austria	1	-	47	-	48	1	49
3	Brazil	2	27	-	-	29	-	29
4	Canada	30	12	241	-	283	-	283
5	Ceylon	8	-	-	-	8	-	8
6	Denmark	29	5	32	-	66	-	66
7	Ethiopia	9	6	-	2471	2486	-	2486
8	Ghana	2	-	-	1647	1649	-	1649
9	Greece	-	21	-	-	21	-	21
10	India	35	48	679	2257	3019	2516	5535
11	Indonesia	4	-	-	1135	1139	-	1139
12	Ireland	25	-	-	646	671	-	671
13	Italy	4	74	51	-	129	-	129
14	Liberia	10	-	-	226	236	-	236
15	Malaya	1	-	-	980	981	438	1419
16	Morocco	1	-	-	7	8	-	8
17	Netherland	6	-	-	-	6	-	6
18	Nigeria	7	-	-	1671	1678	-	1678
19	Norway	9	59	43	-	111	-	111
20	Pakistan	35	-	515	-	550	-	550
21	Sudan	1	-	-	401	402	-	402
22	Sweden	18	68	19	518	623	-	623
23	Tunisia	11	-	-	3149	3160	-	3160
TOTAL		248	344	1627	15108	17327	2955	20282

*J. C. Amundson*  
CHIEF OF PERSONNEL (MILITARY)

RESTRICTED*Cap*

RESTRICTED

CHIEF OF PERSONNEL (MIL) BRANCH  
15 APR 1961

STRENGTH OF CONTINGENTS

Srl No	Countries	Staff Pers	Air Pers	Adm Units	Combat Units	Total strength	Expected	Total
1	Argentina	-	24	-	-	24	-	24
2	Austria	1	-	47	-	48	1	49
3	Brazil	2	27	-	-	29	-	29
4	Canada	30	12	241	-	283	-	283
5	Ceylon	8	-	-	-	8	-	8
6	Denmark	29	5	32	-	66	-	66
7	Ethiopia	9	6	-	2471	2486	-	2486
8	Ghana	1	-	-	1631	1632	-	1632
9	Greece	-	21	-	-	21	-	21
10	India	35	48	679	1944	2706	2829	5535
11	Indonesia	4	-	-	1135	1139	-	1139
12	Ireland	25	-	-	646	671	-	671
13	Italy	4	79	51	-	134	-	134
14	Liberia	10	-	-	228	238	-	238
15	Malaya	2	-	-	970	972	447	1419
16	Morocco	1	-	-	7	8	-	8
17	Netherland	6	-	-	-	6	-	6
18	Nigeria	7	-	-	1671	1678	-	1678
19	Norway	9	59	43	-	111	-	111
20	Pakistan	35	-	515	-	550	-	550
21	Sudan	1	-	-	401	402	-	402
22	Sweden	19	68	19	518	624	-	624
23	Tunisia	11	-	-	3149	3160	-	3160
TOTAL		249	349	1627	14771	16996	3277	20273

  
CHIEF OF PERSONNEL (MILITARY)

RESTRICTED

RESTRICTED

CHIEF OF PERSONNEL (MIL) BRANCH  
14 APR 1961

STRENGTH OF CONTINGENTS

Srl No	Countries	Staff Pers	Air Pers	Adm Units	Combat Units	Total strength	Expected	Total
1	Argentina	-	24	-	-	24	-	24
2	Austria	1	-	47	-	48	1	49
3	Brazil	2	27	-	-	29	-	29
4	Canada	30	12	241	-	283	-	283
5	Ceylon	8	-	-	-	8	-	8
6	Denmark	29	5	32	-	66	-	66
7	Ethiopia	9	6	-	2471	2486	-	2486
8	Ghana	1	-	-	1631	1632	-	1632
9	Greece	-	21	-	-	21	-	21
10	India	35	48	679	1944	2706	2829	5535
11	Indonesia	4	-	-	1135	1139	-	1139
12	Ireland	25	-	-	646	671	-	671
13	Italy	4	82	51	-	137	-	137
14	Liberia	10	-	-	228	238	-	238
15	Malaya	2	-	-	970	972	447	1419
16	Morocco	1	-	-	7	8	-	8
17	Netherland	6	-	-	-	6	-	6
18	Nigeria	7	-	-	1671	1678	-	1678
19	Norway	9	59	43	-	111	-	111
20	Pakistan	35	-	515	-	550	-	550
21	Sudan	1	-	-	401	402	-	402
22	Sweden	19	68	19	518	624	-	624
23	Tunisia	11	-	-	3154	3165	-	3165
TOTAL		249	352	1627	14776	17004	3277	20281

  
CHIEF OF PERSONNEL (MILITARY)


RESTRICTED

RESTRICTED

CHIEF OF PERSONNEL (MIL) BRANCH  
13 APR 1961

STRENGTH OF CONTINGENTS

Srl No	Countries	Staff Pers	Air Pers	Adm Units	Combat Units	Total strength	Expected	Total
1	Argentina	-	24	-	-	24	-	24
2	Austria	1	-	47	-	48	-	48
3	Brazil	2	27	-	-	29	-	29
4	Canada	30	12	241	-	283	-	283
5	Ceylon	8	-	-	-	8	-	8
6	Denmark	29	5	32	-	66	-	66
7	Ethiopia	9	6	-	2471	2486	-	2486
8	Ghana	1	-	-	1631	1632	-	1632
9	Greece	-	21	-	-	21	-	21
10	India	35	48	679	1944	2706	2829	5535
11	Indonesia	4	-	-	1135	1139	-	1139
12	Ireland	25	-	-	646	671	-	671
13	Italy	4	77	-	-	81	-	81
14	Liberia	10	-	-	228	238	-	238
15	Malaya	2	-	-	970	972	447	1419
16	Morocco	1	-	-	7	8	-	8
17	Netherland	6	-	-	-	6	-	6
18	Nigeria	7	-	-	1671	1678	-	1678
19	Norway	9	59	43	-	111	-	111
20	Pakistan	35	-	514	-	549	-	549
21	Sudan	1	-	-	401	402	-	402
22	Sweden	19	68	19	518	624	-	624
23	Tunisia	11	-	-	3154	3165	-	3165
TOTAL		249	347	1575	14776	16947	3276	20223

  
CHIEF OF PERSONNEL (MILITARY)

RESTRICTED

RESTRICTED

CHIEF OF PERSONNEL (MIL) BRANCH  
12 APR 1961

STRENGTH OF CONTINGENTS

Srl No	Countries	Staff Pers	Air Pers	Adm Units	Combat Units	Total strength	Expected	Total
1	Argentina	-	24	-	-	24	-	24
2	Austria	1	-	49	-	50	-	50
3	Brazil	2	27	-	-	29	-	29
4	Canada	31	12	242	-	285	-	285
5	Ceylon	9	-	-	-	9	-	9
6	Denmark	29	5	32	-	66	-	66
7	Ethiopia	9	6	-	2471	2486	-	2486
8	Ghana	1	-	-	1631	1632	-	1632
9	Greece	-	21	-	-	21	-	21
10	India	35	48	684	1768	2535	3001	5536
11	Indonesia	4	-	-	1135	1139	-	1139
12	Ireland	25	-	-	647	672	-	672
13	Italy	4	77	-	-	81	-	81
14	Liberia	10	-	-	228	238	-	238
15	Malaya	2	-	-	970	972	447	1419
16	Morocco	1	-	-	7	8	-	8
17	Netherland	6	-	-	-	6	-	6
18	Nigeria	7	-	-	1671	1678	-	1678
19	Norway	9	59	43	-	111	-	111
20	Pakistan	35	-	514	-	549	-	549
21	Sudan	1	-	-	401	402	-	402
22	Sweden	19	57	18	521	615	-	615
23	Tunisia	11	-	-	3154	3165	-	3165
TOTAL		251	336	1582	14604	16773	3448	20221

  
CHIEF OF PERSONNEL (MILITARY)

RESTRICTED



RESTRICTED

CHIEF OF PERSONNEL (MIL) BRANCH

11 APR 1961

STRENGTH OF CONTINGENTS

Srl No	Countries	Staff Pers	Air Pers	Adm Units	Combat Units	Total strength	Expected	Total
1	Argentina	-	24	-	-	24	-	24
2	Austria	1	-	49	-	50	-	50
3	Brazil	2	27	-	-	29	-	29
4	Canada	30	12	242	-	284	-	284
5	Ceylon	9	-	-	-	9	-	9
6	Denmark	28	5	31	-	64	-	64
7	Ethiopia	9	6	-	2471	2485	-	2486
8	Ghana	1	-	-	1631	1632	-	1632
9	Greece	-	21	-	-	21	-	21
10	India	35	48	684	1768	2535	3001	5536
11	Indonesia	4	-	-	1135	1139	-	1139
12	Ireland	25	-	-	647	672	-	672
13	Italy	4	77	-	-	81	-	81
14	Liberia	10	-	-	228	238	-	238
15	Malaya	2	-	-	894	896	523	1419
16	Morocco	1	-	-	7	8	-	8
17	Netherland	6	-	-	-	6	-	6
18	Nigeria	7	-	-	1671	1678	-	1678
19	Norway	9	59	43	-	111	-	111
20	Pakistan	35	-	514	-	549	-	549
21	Sudan	1	-	-	401	402	-	402
22	Sweden	19	57	18	521	615	-	615
23	Tunisia	11	-	-	3154	3165	-	3165
TOTAL		249	336	1581	14528	16694	3524	20218

*for signature*  
CHIEF OF PERSONNEL (MILITARY)

RESTRICTED

RESTRICTED

CHIEF OF PERSONNEL (MIL) BRANCH  
9-10 APR 1961

STRENGTH OF CONTINGENTS

Srl No	Countries	Staff Pers	Air Pers	Adm Units	Combat Units	Total strength	Expected	Total
1	Argentina	-	24	-	-	24	-	24
2	Austria	1	-	49	-	50	-	50
3	Brazil	2	27	-	-	29	-	29
4	Canada	30	12	247	-	289	-	289
5	Ceylon	9	-	-	-	9	-	9
6	Denmark	28	5	31	-	64	-	64
7	Ethiopia	9	6	-	2471	2486	-	2486
8	Ghana	1	-	-	1625	1626	-	1626
9	Greece	-	21	-	-	21	-	21
10	India	35	48	684	1768	2535	3001	5536
11	Indonesia	4	-	-	1135	1139	-	1139
12	Ireland	25	-	-	647	672	-	672
13	Italy	4	77	-	-	81	-	81
14	Liberia	10	-	-	228	238	-	238
15	Malaya	2	-	-	894	896	523	1419
16	Morocco	1	-	-	7	8	-	8
17	Netherland	6	-	-	-	6	-	6
18	Nigeria	7	-	-	1671	1678	-	1678
19	Norway	9	59	43	-	111	-	111
20	Pakistan	36	-	513	-	549	-	549
21	Sudan	1	-	-	401	402	-	402
22	Sweden	19	57	18	521	615	-	615
23	Tunisia	11	-	-	3154	3165	-	3165
TOTAL		250	336	1585	15523	16693	3524	20217

CHIEF OF PERSONNEL (MILITARY)

RESTRICTED

RESTRICTED

CHIEF OF PERSONNEL (MIL) BRANCH

8 APR 1961

STRENGTH OF CONTINGENTS

Srl No	Countries	Staff Pers	Air Pers	Adm Units	Combat Units	Total strength	Expected	Total
1	Argentina	-	24	-	-	24	-	24
2	Austria	1	-	49	-	50	-	50
3	Brazil	2	27	-	-	29	-	29
4	Canada	30	12	247	-	289	-	289
5	Ceylon	9	-	-	-	9	-	9
6	Denmark	28	5	31	-	64	-	64
7	Ethiopia	9	6	-	2473	2488	-	2488
8	Ghana	1	-	-	1625	1626	-	1626
9	Greece	-	21	-	-	21	-	21
10	India	35	48	684	1769	2536	3001	5537
11	Indonesia	4	-	-	1135	1139	-	1139
12	Ireland	25	-	-	648	673	-	673
13	Italy	4	70	-	-	74	-	74
14	Liberia	10	-	-	228	238	-	238
15	Malaya	2	-	-	894	896	523	1419
16	Morocco	1	-	-	7	8	-	8
17	Netherland	6	-	-	-	6	-	6
18	Nigeria	7	-	-	1671	1678	-	1678
19	Norway	9	59	43	-	111	-	111
20	Pakistan	37	-	512	-	549	-	549
21	Sudan	1	-	-	401	402	-	402
22	Sweden	19	57	18	521	615	-	615
23	Tunisia	11	-	-	3154	3165	-	3165
TOTAL		251	229	1584	14526	16690	3524	20214

CHIEF OF PERSONNEL (MILITARY)

RESTRICTED



JL

RESTRICTED

CHIEF OF PERSONNEL (MIL) BRANCH  
7 APR 1961

STRENGTH OF CONTINGENTS

Srl No	Countries	Staff Pers	Air Pers	Adm Units	Combat Units	Total strength	Expected	Total
1	Argentina ✓	-	24	-	-	24	-	24
2	Austria ✓	1	-	49	-	50	-	50
3	Brazil ✓	2	27	-	-	29	-	29
4	Canada ✓	30	12	247	-	289	-	289
5	Ceylon ✓	9	-	-	-	9	-	9
6	Denmark ✓	28	5	31	-	64	-	64
7	Ethiopia 141	9	6	-	2473	2488	-	2488
8	Ghana 26	1	-	-	1625	1626	-	1626
9	Greece	-	21	-	-	21	-	21
10	India 141	35	48	684	1769	2536	3001	5537
11	Indonesia 1	4	-	-	1135	1139	-	1139
12	Ireland 1	21	-	-	647	668	-	668
13	Italy	4	74	-	-	78	-	78
14	Liberia 264	10	-	-	228	238	-	238
15	Malaya 1	2	-	-	894	896	523	1419
16	Morocco	1	-	-	7	8	-	8
17	Netherland	6	-	-	-	6	-	6
18	Nigeria 2	7	-	-	1671	1678	-	1678
19	Norway	9	59	43	-	111	-	111
20	Pakistan	37	-	512	-	549	-	549
21	Sudan	1	-	-	401	402	-	402
22	Sweden 1	19	57	18	521	615	-	615
23	Tunisia 3	11	-	-	3154	3165	-	3165
TOTAL		247	333	1584	14525	16689	3524	20213

r  
Colonel  
CHIEF OF PERSONNEL (MILITARY)

RESTRICTED

GPH

*File*

RESTRICTED

CHIEF OF PERSONNEL (MIL) BRANCH  
6 APR 1961

STRENGTH OF CONTINGENTS

Srl No	Countries	HQ	Deployed	Total strength	Expected	Total
1	Argentina	-	24	24	-	24
2	Austria	1	49	50	-	50
3	Brazil	2	27	29	-	29
4	Canada	30	259	289	-	289
5	Ceylon	9	-	9	-	9
6	Denmark	26	38	64	-	64
7	Ethiopia	9	2479	2488	-	2488
8	Ghana	5	1625	1630	-	1630
9	Greece	-	21	21	-	21
10	India	35	2501	2536	3001	5537
11	Indonesia	4	1135	1139	-	1139
12	Ireland	21	647	668	-	668
13	Italy	4	74	78	-	78
14	Liberia	10	228	238	-	238
15	Malaya	2	813	815	604	1419
16	Morocco	1	12	13	-	13
17	Netherland	6	-	6	-	6
18	Nigeria	7	1671	1678	-	1678
19	Norway	11	111	122	2	124
20	Pakistan	32	517	549	-	549
21	Sudan	1	401	402	-	402
22	Sweden	21	595	616	-	616
23	Tunisia	11	3154	3165	-	3165
TOTAL		248	16381	16629	3607	20236

*J. C. Amundson*  
CHIEF OF PERSONNEL (MILITARY)

RESTRICTED

*Apr*


RESTRICTED

CHIEF OF PERSONNEL (MIL) BRANCH

5 APR 1961

STRENGTH OF CONTINGENTS

Srl No	Countries	HQ	Deployed	Total strength	Expected	Total
1	Argentina	-	24	24	-	24
2	Austria	1	49	50	-	50
3	Brazil	2	27	29	-	29
4	Canada	30	259	289	-	289
5	Ceylon	9	-	9	-	9
6	Denmark	26	38	64	-	64
7	Ethiopia	9	2479	2488	-	2488
8	Ghana	5	1625	1630	-	1630
9	Greece	-	21	21	-	21
10	India	35	2362	2397	3141	5538
11	Indonesia	4	1135	1139	-	1139
12	Ireland	21	647	668	-	668
13	Italy	4	74	78	-	78
14	Liberia	10	228	238	-	238
15	Malaya	2	813	815	604	1419
16	Morocco	1	12	13	-	13
17	Netherland	6	-	6	-	6
18	Nigeria	7	1671	1678	-	1678
19	Norway	11	111	122	2	124
20	Pakistan	32	517	549	-	549
21	Sudan	1	401	402	-	402
22	Sweden	21	596	617	-	617
23	Tunisia	11	3154	3165	-	3165
TOTAL		248	16243	16491	3747	20238

  
CHIEF OF PERSONNEL (MILITARY)


RESTRICTED

RESTRICTED

CHIEF OF PERSONNEL (MIL) BRANCH  
2-4 APR 1961

STRENGTH OF CONTINGENTS

Srl No	Countries	HQ	Deployed	Total strength	Expected	Total
1	Argentina	-	24	24	-	24
2	Austria	1	49	50	-	50
3	Brazil	2	27	29	-	29
4	Canada	30	259	289	-	289
5	Ceylon	9	-	9	-	9
6	Denmark	26	38	64	-	64
7	Ethiopia	9	2479	2488	-	2488
8	Ghana	5	1625	1630	-	1630
9	Greece	-	21	21	-	21
10	India	33	2364	2397	3141	5538
11	Indonesia	4	1135	1139	-	1139
12	Ireland	21	647	668	-	668
13	Italy	4	74	78	-	78
14	Liberia	10	228	238	-	238
15	Malaya	3	975	978	441	1419
16	Morocco	1	26	27	-	27
17	Netherland	6	-	6	-	6
18	Nigeria	7	1671	1678	-	1678
19	Norway	11	111	122	2	124
20	Pakistan	32	506	538	12	550
21	Sudan	1	401	402	-	402
22	Sweden	21	598	619	-	619
23	Tunisia	11	3154	3165	-	3165
TOTAL		247	16412	16659	3596	20255

  
CHIEF OF PERSONNEL (MILITARY)

RESTRICTED

(F. E. Mac an Leagha) Lt-Col  
Military Assistant to the  
Force Commander

RESTRICTED

CHIEF OF PERSONNEL (MIL) BRANCH

1 APR 1961

STRENGTH OF CONTINGENTS

Srl No	Countries	HQ	Deployed	Total strength	Expected	Total
1	Argentina	-	24	24	-	24
2	Austria	1	49	50	-	50
3	Brazil	2	28	30	-	30
4	Canada	30	259	289	-	289
5	Ceylon	9	-	9	-	9
6	Denmark	26	38	64	-	64
7	Ethiopia	9	2479	2488	-	2488
8	Ghana	5	1622	1627	-	1627
9	Greece	-	21	21	-	21
10	India	33	2199	2232	3306	5538
11	Indonesia	3	1132	1135	-	1135
12	Ireland	21	647	668	-	668
13	Italy	4	90	94	-	94
14	Liberia	10	228	238	-	238
15	Malaya	3	730	733	686	1419
16	Morocco	1	26	27	-	27
17	Netherland	6	-	6	-	6
18	Nigeria	7	1671	1678	-	1678
19	Norway	11	111	122	2	124
20	Pakistan	32	506	538	12	550
21	Sudan	1	401	402	-	402
22	Sweden	19	598	617	-	617
23	Switzerland	-	20	20	-	20
24	Tunisia	11	3154	3165	-	3165
TOTAL		244	16033	16277	4006	20283

*[Signature]*  
CHIEF OF PERSONNEL (MILITARY)

RESTRICTED

76

RESTRICTED

CHIEF OF PERSONNEL (MIL) BRANCH  
31 MAR 1961

STRENGTH OF CONTINGENTS

Srl. No	Countries	HQ	Deployed	Total strength	Expected	Total
1	Argentina	-	24	24	-	24
2	Austria	1	49	50	-	50
3	Brazil	2	28	30	-	30
4	Canada	30	260	290	-	290
5	Ceylon	9	-	9	-	9
6	Denmark	26	38	64	-	64
7	Ethiopia	9	2479	2488	-	2488
8	Ghana	6	1625	1631	-	1631
9	Greece	-	21	21	-	21
10	India	33	2199	2232	3306	5538
11	Indonesia	3	1132	1135	-	1135
12	Ireland	21	647	668	-	668
13	Italy	4	93	97	-	97
14	Liberia	10	228	238	-	238
15	Malaya	3	738	741	686	1427
16	Morocco	1	26	27	-	27
17	Netherland	6	-	6	-	6
18	Nigeria	7	1671	1678	-	1678
19	Norway	11	111	122	2	124
20	Pakistan	32	506	538	12	550
21	Sudan	1	401	402	-	402
22	Sweden	19	598	617	-	617
23	Switzerland	-	20	20	-	20
24	Tunisia	11	3154	3165	-	3165
TOTAL		245	16098	16293	4006	20299

*I am annexed*  
CHIEF OF PERSONNEL (MILITARY)

RESTRICTED

*Cpr*

RESTRICTED

CHIEF OF PERSONNEL (MIL) BRANCH

30 MARCH 1961

STRENGTH OF CONTINGENT

Sr'l No	Countries	HQ	Deployed	Total Strength	Expected	Total
1	Argentina	-	24	24	-	24
2	Austria	1	49	50	-	50
3	Brazil	2	28	30	-	30
4	Canada	30	260	290	-	290
5	Ceylon	9	-	9	-	9
6	Denmark	26	38	64	-	64
7	Ethiopia	9	2479	2488	-	2488
8	Ghana	6	1630	1636	-	1636
9	Greece	-	21	21	-	21
10	India	33	2199	2232	3306	5538
11	Indonesia	4	1135	1139	-	1139
12	Ireland	21	647	668	-	668
13	Italy	4	96	100	-	100
14	Liberia	10	228	238	-	238
15	Malaya	3	738	741	686	1427
16	Morocco	1	26	27	-	27
17	Netherland	6	-	6	-	6
18	Nigeria	7	1671	1678	-	1678
19	Norway	11	111	122	2	124
20	Pakistan	32	506	538	12	550
21	Sudan	1	401	402	-	402
22	Sweden	19	598	617	-	617
23	Switzerland	-	20	20	-	20
24	Tunisia	11	3154	3165	-	3165
TOTAL		246	16059	16305	4006	20311

*[Signature]*  
CHIEF OF PERSONNEL (MILITARY)

RESTRICTED

*[Signature]*

216

RESTRICTED

CHIEF OF PERSONNEL (MIL) BRANCH  
29 MAR 1961

STRENGTH OF CONTINGENTS

Srl No	Countries	HQ	Deployed	Total strength	Expected	Total
1	Argentina	-	24	24	-	24
2	Austria	1	49	50	-	50
3	Brazil	2	28	30	-	30
4	Canada	30	260	290	-	290
5	Ceylon	9	-	9	-	9
6	Denmark	26	38	64	-	64
7	Ethiopia	9	2479	2488	-	2488
8	Ghana	6	1630	1636	-	1636
9	Greece	-	21	21	-	21
10	India	33	2131	2164	3374	5538
11	Indonesia	3	1132	1135	-	1135
12	Ireland	21	647	668	-	668
13	Italy	4	93	97	-	97
14	Liberia	10	228	238	-	238
15	Malaya	3	738	741	686	1427
16	Morocco	1	100	101	-	101
17	Netherland	6	-	6	-	6
18	Nigeria	7	1671	1678	-	1678
19	Norway	11	111	122	2	124
20	Pakistan	32	506	538	12	550
21	Sudan	2	400	402	-	402
22	Sweden	19	598	617	-	617
23	Switzerland	-	20	20	-	20
24	Tunisia	11	3154	3165	-	3165
TOTAL		246	16058	16304	4074	20378

*r* *3* *Amann*  
CHIEF OF PERSONNEL (MILITARY)

RESTRICTED

*Cph*



RESTRICTED

CHIEF OF PERSONNEL (MIL) BRANCH  
28 MAR 1961

STRENGTH OF CONTINGENTS

Sr1 No	Countries	HQ	Deployed	Total strength	Expected	Total
1	Argentina	-	24	24	-	24
2	Austria	1	49	50	-	50
3	Brazil	2	28	30	-	30
4	Canada	30	260	290	-	290
5	Ceylon	9	-	9	-	9
6	Denmark	26	38	64	-	64
7	Ethiopia	9	2479	2488	-	2488
8	Ghana	6	1626	1632	-	1632
9	Greece	-	21	21	-	21
10	India	33	1917	1950	3588	5538
11	Indonesia	3	1132	1135	-	1135
12	Ireland	19	647	666	-	666
13	Italy	4	96	100	-	100
14	Liberia	10	228	238	-	238
15	Malaya	3	738	741	686	1427
16	Morocco	1	100	101	-	101
17	Netherland	6	-	6	-	6
18	Nigeria	7	1671	1678	-	1678
19	Norway	11	111	122	2	124
20	Pakistan	32	506	538	12	550
21	Sudan	2	400	402	-	402
22	Sweden	19	598	617	-	617
23	Switzerland	-	20	20	-	20
24	Tunisia	11	3154	3165	-	3165
TOTAL		244	15843	16087	4288	20375

*J. C. Amundson*  
CHIEF OF PERSONNEL (MILITARY)

RESTRICTED

*Capr*

RESTRICTED

CHIEF OF PERSONNEL (MIL) BRANCH  
26-27 MAR 1961

STRENGTH OF CONTINGENTS

Srl No	Countries	HQ	Deployed	Total strength	Expected	Total
1	Argentina	-	37	37	-	37
2	Austria	1	49	50	-	50
3	Brazil	2	28	30	-	30
4	Canada	30	261	291	-	291
5	Ceylon	9	-	9	-	9
6	Denmark	26	38	64	-	64
7	Ethiopia	9	2479	2488	-	2488
8	Ghana	6	1626	1632	-	1632
9	Greece	-	21	21	-	21
10	India	33	1786	1819	3719	5538
11	Indonesia	3	1132	1135	-	1135
12	Ireland	19	647	666	-	666
13	Italy	4	96	100	-	100
14	Liberia	10	228	238	-	238
15	Malaya	3	738	741	686	1427
16	Morocco	1	122	123	-	123
17	Netherland	6	-	6	-	6
18	Nigeria	7	1671	1678	-	1678
19	Norway	11	111	122	2	124
20	Pakistan	32	506	538	12	550
21	Sudan	2	400	402	-	402
22	Sweden	19	601	620	-	620
23	Switzerland	-	20	20	-	20
24	Tunisia	11	3154	3165	-	3165
TOTAL		244	15751	15995	4419	20414

*J. J. Amador*  
CHIEF OF PERSONNEL (MILITARY)

RESTRICTED

*Cap*

RESTRICTED

CHIEF OF PERSONNEL (MIL) BRANCH  
25 MAR 1961

STRENGTH OF CONTINGENTS

Srl No	Countries	HQ	Deployed	Total strength	Expected	Total
1	Argentina	-	37	37	-	37
2	Austria	1	49	50	-	50
3	Brazil	1	28	29	-	29
4	Canada	29	261	290	-	290
5	Ceylon	9	-	9	-	9
6	Denmark	21	45	66	-	66
7	Ethiopia	9	2479	2488	-	2488
8	Ghana	6	1626	1632	-	1632
9	Greece	-	21	21	-	21
10	India	33	1708	1741	3797	5538
11	Indonesia	3	1134	1137	-	1137
12	Ireland	18	647	665	-	665
13	Italy	4	103	107	-	107
14	Liberia	10	228	238	-	238
15	Malaya	3	738	741	686	1427
16	Morocco	1	190	191	-	191
17	Netherland	6	-	6	-	6
18	Nigeria	7	1730	1737	-	1737
19	Norway	12	111	123	2	125
20	Pakistan	32	506	538	12	550
21	Sudan	2	400	402	-	402
22	Sweden	19	601	620	-	620
23	Switzerland	-	20	20	-	20
24	Tunisia	11	3155	3166	-	3166
TOTAL		236	15813	16049	4497	20546

*J. C. Anderson*  
CHIEF OF PERSONNEL (MILITARY)

RESTRICTED

*Capt*

RESTRICTED

CHIEF OF PERSONNEL (MIL) BRANCH  
24 MAR 1961

STRENGTH OF CONTINGENTS

Srl No	Countries	HQ	Deployed	Total strength	Expected	Total
1	Argentina	-	37	37	-	37
2	Austria	1	49	50	-	50
3	Brazil	1	28	29	-	29
4	Canada	29	261	290	-	290
5	Ceylon	9	-	9	-	9
6	Denmark	21	45	66	-	66
7	Ethiopia	9	2479	2488	-	2488
8	Ghana	6	1626	1632	-	1632
9	Greece	-	21	21	-	21
10	India	33	1708	1741	3797	5538
11	Indonesia	2	1136	1138	-	1138
12	Ireland	18	647	665	-	665
13	Italy	4	97	101	-	101
14	Liberia	10	228	238	-	238
15	Malaya	3	738	741	686	1427
16	Morocco	1	190	191	-	191
17	Netherland	6	-	6	-	6
18	Nigeria	7	1730	1737	-	1737
19	Norway	12	111	123	2	125
20	Pakistan	32	506	538	12	550
21	Sudan	2	400	402	-	402
22	Sweden	19	601	620	-	620
23	Switzerland	-	20	20	-	20
24	Tunisia	11	3155	3166	-	3166
TOTAL		236	15813	16049	4497	20546

*J. Amann*  
CHIEF OF PERSONNEL (MILITARY)

RESTRICTED

*Gph*

RESTRICTED

CHIEF OF PERSONNEL (MIL) BRANCH  
23 MAR 1961

STRENGTH OF CONTINGENTS

Srl No	Countries	HQ	Deployed	Total strength	Expected	Total
1	Argentina	-	37	37	-	37
2	Austria	1	49	50	-	50
3	Brazil	1	28	29	-	29
4	Canada	29	261	290	-	290
5	Ceylon	9	-	9	-	9
6	Denmark	21	45	66	-	66
7	Ethiopia	9	2479	2488	-	2488
8	Ghana	6	1626	1632	-	1632
9	Greece	-	21	21	-	21
10	India	33	1621	1654	3884	5538
11	Indonesia	2	1136	1138	-	1138
12	Ireland	18	647	665	-	665
13	Italy	4	97	101	-	101
14	Liberia	10	228	238	-	238
15	Malaya	3	738	741	686	1427
16	Morocco	1	250	251	-	251
17	Netherland	6	-	6	-	6
18	Nigeria	7	1730	1737	-	1737
19	Norway	12	111	123	2	125
20	Pakistan	32	506	538	12	550
21	Sudan	2	400	402	-	402
22	Sweden	19	601	620	-	620
23	Switzerland	-	20	20	-	20
24	Tunisia	11	3155	3166	-	3166
TOTAL		236	15786	16022	4584	20606

RESTRICTED

CHIEF OF PERSONNEL (MILITARY)

RESTRICTED

CHIEF OF PERSONNEL (MIL) BRANCH  
22 MAR 1961

STRENGTH OF CONTINGENTS

Srl No	Countries	HQ	Deployed	Total strength	Expected	Total
1	Argentina	-	23	23	-	23
2	Austria	1	49	50	-	50
3	Brazil	1	28	29	-	29
4	Canada	29	261	290	-	290
5	Ceylon	9	-	9	-	9
6	Denmark	22	45	67	-	67
7	Ethiopia	9	2479	2488	-	2488
8	Ghana	6	1626	1632	-	1632
9	Greece	-	21	21	-	21
10	India	33	1621	1654	3884	5538
11	Indonesia	2	1136	1138	-	1138
12	Ireland	18	647	665	-	665
13	Italy	4	96	100	-	100
14	Liberia	10	228	238	-	238
15	Malaya	3	738	741	686	1427
16	Morocco	1	527	528	-	528
17	Netherland	6	-	6	-	6
18	Nigeria	7	1730	1737	-	1737
19	Norway	12	111	123	2	125
20	Pakistan	32	506	538	12	550
21	Sudan	2	400	402	-	402
22	Sweden	19	601	620	-	620
23	Switzerland	-	20	20	-	20
24	Tunisia	11	3160	3171	-	3171
TOTAL		237	16053	16290	4584	20874

*J. Amundson*  
CHIEF OF PERSONNEL (MILITARY)

RESTRICTED

*APL*

RESTRICTED

CHIEF OF PERSONNEL (MIL) BRANCH  
21 MAR 1961

STRENGTH OF CONTINGENTS

Srl No	Countries	HQ	Deployed	Total strength	Expected	Total
1	Argentina	-	23	23	-	23
2	Austria	1	49	50	-	50
3	Brazil	1	28	29	-	29
4	Canada	29	262	291	-	291
5	Ceylon	9	-	9	-	9
6	Denmark	22	45	67	-	67
7	Ethiopia	9	2479	2488	-	2488
8	Ghana	6	1564	1570	-	1570
9	Greece	-	21	21	-	21
10	India	33	1454	1487	4051	5538
11	Indonesia	2	1136	1138	-	1138
12	Ireland	17	647	664	-	664
13	Italy	4	98	102	-	102
14	Liberia	10	228	238	-	238
15	Malaya	3	738	741	686	1427
16	Morocco	1	527	528	-	528
17	Netherland	6	-	6	-	6
18	Nigeria	7	1730	1737	-	1737
19	Norway	11	111	122	2	124
20	Pakistan	32	506	538	12	550
21	Sudan	2	400	402	-	402
22	Sweden	19	594	613	-	613
23	Switzerland	-	20	20	-	20
24	Tunisia	2	3169	3171	-	3171
TOTAL		226	15829	16055	4751	20806

*[Signature]*  
CHIEF OF PERSONNEL (MILITARY)

RESTRICTED

*[Signature]*

RESTRICTED

CHIEF OF PERSONNEL (MIL) BRANCH  
19-20 MAR 1961

STRENGTH OF CONTINGENTS

Sr1 No	Countries	HQ	Deployed	Total strength	Expected	Total
1	Argentina	-	23	23	-	23
2	Austria	1	49	50	-	50
3	Brazil	1	28	29	-	29
4	Canada	29	262	291	-	291
5	Ceylon	9	-	9	-	9
6	Denmark	22	45	67	-	67
7	Ethiopia	9	2479	2488	-	2488
8	Ghana	6	1564	1570	-	1570
9	Greece	-	21	21	-	21
10	India	33	1320	1353	4185	5538
11	Indonesia	2	1136	1138	-	1138
12	Ireland	17	647	664	-	664
13	Italy	4	98	102	-	102
14	Liberia	10	228	238	-	238
15	Malaya	3	738	741	686	1427
16	Morocco	2	861	863	-	863
17	Netherland	6	-	6	-	6
18	Nigeria	5	1785	1790	-	1790
19	Norway	11	111	122	2	124
20	Pakistan	32	506	538	12	550
21	Sudan	2	400	402	-	402
22	Sweden	19	588	607	-	607
23	Switzerland	-	20	20	-	20
24	Tunisia	2	3169	3171	-	3171
TOTAL		225	16078	16303	4885	21188

*J. Amundson*  
CHIEF OF PERSONNEL (MILITARY)

RESTRICTED

*Calph*



RESTRICTED

CHIEF OF PERSONNEL (MIL) BRANCH  
18 MAR 1961

STRENGTH OF CONTINGENTS

Srl No	Countries	HQ	Deployed	Total strength	Expected	Total
1	Argentina	-	23	23	-	23
2	Austria	1	49	50	-	50
3	Brazil	1	28	29	-	29
4	Canada	29	262	291	-	291
5	Ceylon	9	-	9	-	9
6	Denmark	22	45	67	-	67
7	Ethiopia	9	2479	2488	-	2488
8	Ghana	6	1625	1631	-	1631
9	Greece	-	21	21	-	21
10	India	33	1135	1168	4370	5538
11	Indonesia	2	1136	1138	-	1138
12	Ireland	17	647	664	-	664
13	Italy	4	104	108	-	108
14	Liberia	11	227	238	-	238
15	Malaya	3	738	741	-	741
16	Morocco	2	861	863	-	863
17	Netherland	6	-	6	-	6
18	New Zealand	-	1	1	-	1
19	Nigeria	5	1785	1790	-	1790
20	Norway	11	111	122	2	124
21	Pakistan	32	506	538	12	550
22	Sudan	2	400	402	-	402
23	Sweden	19	588	607	-	607
24	Switzerland	-	20	20	-	20
25	Tunisia	2	3169	3171	-	3171
TOTAL		226	15960	16186	4384	20570

RESTRICTED

CHIEF OF PERSONNEL (MILITARY)

RESTRICTED

CHIEF OF PERSONNEL (MIL) BRANCH  
17 MAR 1961

STRENGTH OF CONTINGENTS

Srl No	Countries	HQ	Deployed	Total Strength	Expected	Total
1	Argentina	-	23	23	-	23
2	Austria	1	49	50	-	50
3	Brazil	1	28	29	-	29
4	Canada	29	263	292	-	292
5	Ceylon	9	-	9	-	9
6	Denmark	22	45	67	-	67
7	Ethiopia	9	2479	2488	-	2488
8	Ghana	6	1625	1631	-	1631
9	Greece	-	21	21	-	21
10	India	33	1136	1169	4370	5539
11	Indonesia	2	1136	1138	-	1138
12	Ireland	17	647	664	-	664
13	Italy	4	103	107	-	107
14	Liberia	11	227	238	-	238
15	Morocco	2	861	863	-	863
16	Malaya	3	738	741	-	741
17	Netherland	6	-	6	-	6
18	New Zealand	-	1	1	-	1
19	Nigeria	5	1786	1791	-	1791
20	Norway	11	100	111	2	113
21	Pakistan	32	507	539	12	551
22	Sudan	2	400	402	-	402
23	Sweden	19	588	607	-	607
24	Switzerland	-	20	20	-	20
25	Tunisia	2	3169	3171	-	3171
TOTAL		226	15952	16178	4384	20562

✓ *[Signature]*  
CHIEF OF PERSONNEL (MILITARY)

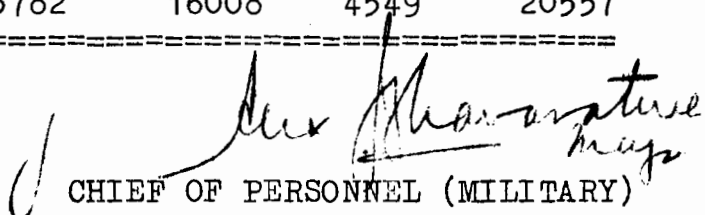
RESTRICTED

RESTRICTED

CHIEF OF PERSONNEL (MIL) BRANCH  
16 MAR 1961

STRENGTH OF CONTINGENTS

Srl No	Countries	HQ	Deployed	Total strength	Expected	Total
1	Argentina	-	23	23	-	23
2	Austria	1	49	50	-	50
3	Brazil	1	28	29	-	29
4	Canada	29	263	292	-	292
5	Ceylon	9	-	9	-	9
6	Denmark	22	45	67	-	67
7	Ethiopia	9	2479	2488	-	2488
8	Ghana	6	1625	1631	-	1631
9	Greece	-	21	21	-	21
10	India	33	971	1004	4535	5539
11	Indonesia	2	1136	1138	-	1138
12	Ireland	17	647	664	-	664
13	Italy	4	95	99	-	99
14	Liberian	11	227	238	-	238
15	Malaya	3	738	741	-	741
16	Morocco	2	861	863	-	863
17	Netherland	6	-	6	-	6
18	New Zealand	-	1	1	-	1
19	Nigeria	5	1789	1794	-	1794
20	Norway	11	100	111	2	113
21	Pakistan	32	507	539	12	551
22	Sudan	2	400	402	-	402
23	Sweden	19	588	607	-	607
24	Switzerland	-	20	20	-	20
25	Tunisia	2	3169	3171	-	3171
TOTAL		226	15782	16008	4549	20557


  
CHIEF OF PERSONNEL (MILITARY)  
RESTRICTED

RESTRICTED

CHIEF OF PERSONNEL (MIL) BRANCH  
15 MAR 1961

STRENGTH OF CONTINGENTS

Srl No	Countries	HQ	Deployed	Total Strength	Expected	Total
1	Argentina	-	23	23	-	23
2	Austria	1	49	50	-	50
3	Brazil	1	28	29	-	29
4	Canada	29	263	292	-	292
5	Ceylon	9	-	9	-	9
6	Denmark	22	41	63	4	67
7	Ethiopia	9	2479	2488	-	2488
8	Ghana	6	1625	1631	-	1631
9	Greece	-	21	21	-	21
10	India	33	736	769	4770	5539
11	Indonesia	2	1136	1138	-	1138
12	Ireland	15	647	662	-	662
13	Italy	4	83	87	-	87
14	Liberian	11	227	238	-	238
15	Malaya	3	739	742	-	742
16	Morocco	2	861	863	-	863
17	Netherland	6	-	6	-	6
18	New Zealand	-	1	1	-	1
19	Nigeria	5	1789	1794	-	1794
20	Norway	10	100	110	2	112
21	Pakistan	26	513	539	12	551
22	Sudan	2	401	403	-	403
23	Sweden	23	590	613	-	613
24	Switzerland	-	20	20	-	20
25	Tunisia	2	3169	3171	-	3171
TOTAL		221	15541	15762	4788	20550

  
CHIEF OF PERSONNEL (MILITARY)

RESTRICTED



CHIEF OF PERSONNEL (MILITARY) BRANCH

4 Sep 61

STRENGTH OF CONTINGENTS

Srl No	Countries	Staff Pers	Air Pers	Adm Units	Combat Units	Total	Expected	Total
1	Argentina	-	24	-	-	24	-	24
2	Austria	1	-	45	-	46	-	46
3	Brazil	3	32	-	-	35	-	35
4	Canada	16	6	234	-	256	-	256
5	Ceylon	8	-	-	-	8	-	8
6	Denmark	25	5	49	-	79	-	79
7	Eth opia	9	1	-	3069	3079	-	3079
8	Ghana	2	-	-	647	649	-	649
9	Greece	-	25	-	-	25	-	25
10	India	58	39	1017	4637	5751	-	5751
11	Ireland	38	-	-	977	1015	-	1015
12	Italy	2	76	53	-	131	-	131
13	Liberia	10	-	-	452	462	-	462
14	Malaya	7	-	-	1436	1443	-	1443
15	Netherland	3	-	2	-	5	-	5
16	Nigeria	5	-	-	1801	1806	-	1806
17	Norway	19	51	31	-	101	-	101
18	Pakistan	6	-	585	-	591	-	591
19	Sweden	19	88	52	1137	1296	-	1296
20	Tunisia	-	-	-	4	4	-	4
Total		231	347	2068	14160	16806	-	16806

*for the signature*  
✓ Chief of Personnel (Military)

CHIEF OF PERSONNEL (MILITARY) BRANCH

2/3 Sep 61

STRENGTH OF CONTINGENTS

Srl No	Countries	Staff Pers	Air Pers	Adm Units	Combat Units	Total	Expected	Total
1	Argentina	-	24	-	-	24	-	24
2	Austria	1	-	45	-	46	-	46
3	Brazil	3	32	-	-	35	-	35
4	Canada	16	6	234	-	256	-	256
5	Ceylon	8	-	-	-	8	-	8
6	Denmark	25	5	49	-	79	-	79
7	Ethiopia	9	1	-	3067	3077	-	3077
8	Ghana	2	-	-	647	649	-	649
9	Greece	-	25	-	-	25	-	25
10	India	58	39	1009	4637	5743	-	5743
11	Ireland	37	-	-	979	1016	-	1016
12	Italy	2	76	62	-	140	-	140
13	Liberia	10	-	-	452	462	-	462
14	Malaya	7	-	-	1436	1443	-	1443
15	Netherland	3	-	2	-	5	-	5
16	Nigeria	5	-	-	1801	1806	-	1806
17	Norway	19	51	31	-	101	-	101
18	Pakistan	6	-	585	-	591	-	591
19	Sweden	19	88	52	1139	1298	-	1298
20	Tunisia	-	-	-	4	4	-	4
Total		230	347	2069	14162	16808	-	16808

*J. Balthazar*  
Chief of Personnel (Military)

## CHIEF OF PERSONNEL (MILITARY) BRANCH

30 Aug 61

STRENGTH OF CONTINGENTS

Srl No	Countries	Staff Pers	Air Pers	Adm Units	Combat Units	Total	Expected	Total
1	Argentina	-	24	-	-	24	-	24
2	Austria	1	-	45	-	46	-	46
3	Brazil	3	32	-	-	35	-	35
4	Canada	16	6	234	-	256	-	256
5	Ceylon	8	-	-	-	8	-	8
6	Denmark	26	5	48	-	79	-	79
7	Ethiopia	9	1	-	3067	3077	-	3077
8	Ghana	2	-	-	647	649	-	649
9	Greece	-	25	-	-	25	-	25
10	India	48	39	1009	4637	5733	-	5733
11	Ireland	38	-	-	979	1017	-	1017
12	Italy	2	76	62	-	140	-	140
13	Liberia	10	-	-	452	462	-	462
14	Malaya	7	-	-	1436	1443	-	1443
15	Netherland	3	-	2	-	5	-	5
16	Nigeria	5	-	-	1801	1806	-	1806
17	Norway	19	51	31	-	101	-	101
18	Pakistan	5	-	587	-	592	-	592
19	Sweden	19	88	52	1142	1301	-	1301
20	Tunisia	-	-	-	4	4	-	4
Total		221	347	2070	14165	16803	-	16803

*J. Subal Chandra*  
 ✓ Chief of Personnel (Military) *K. S. R.*

## CHIEF OF PERSONNEL (MILITARY) BRANCH

29 Aug 61

STRENGTH OF CONTINGENTS

Srl No	Countries	Staff Pers	Air Pers	Adm Units	Combat Units	Total	Expected	Total
1	Argentina	-	24	-	-	24	-	24
2	Austria	1	-	45	-	46	-	46
3	Brazil	3	32	-	-	35	-	35
4	Canada	16	6	234	-	256	-	256
5	Ceylon	8	-	-	-	8	-	8
6	Denmark	26	5	48	-	79	-	79
7	Ethiopia	9	1	-	3067	3077	-	3077
8	Ghana	2	-	-	647	649	-	649
9	Greece	-	25	-	-	25	-	25
10	India	48	39	1009	4637	5733	-	5733
11	Ireland	38	-	-	979	1017	-	1017
12	Italy	2	76	62	-	140	-	140
13	Liberia	10	-	-	452	462	-	462
14	Malaya	7	-	-	1436	1443	-	1443
15	Netherland	3	-	2	-	5	-	5
16	Nigeria	5	-	-	1801	1806	-	1806
17	Norway	19	48	31	-	98	-	98
18	Pakistan	8	-	584	-	592	-	592
19	Sweden	19	88	52	1142	1301	-	1301
20	Tunisia	-	-	-	4	4	-	4
Total		224	344	2067	14165	16800	-	16800

*J. S. Althayer*  
 Chief of Personnel (Military)  
*Copy*



100000

SSC

100000

100000

100000

100000

100000

100000

100000

100000

100000

100000

100000

100000

100000

100000

100000

Force Comdr.



100000

100000

(100000) 100000

100000

100000

100000

100000

100000

100000

100000

CHIEF OF PERSONNEL (MIL) BRANCH  
28 AUG 61

STRENGTH OF CONTINGENTS

Srl No	Countries	Staff Pers	Air Pers	Adm Units	Combat Units	Total	Expected	Total
1	Argentina	-	24	-	-	24	-	24
2	Austria	1	-	45	-	46	-	46
3	Brazil	3	-	32	-	35	-	35
4	Canada	17	5	235	-	258	-	258
5	Ceylon	8	-	-	-	8	-	8
6	Denmark	25	5	48	-	78	-	78
7	Ethiopia	9	1	-	3067	3077	-	3077
8	Ghana	2	-	-	647	649	-	649
9	Greece	-	25	-	-	25	-	25
10	India	49	39	1009	4637	5734	-	5734
11	Ireland	36	-	-	979	1015	-	1015
12	Italy	2	76	62	-	140	-	140
13	<b>Liberia</b>	<b>10</b>	-	-	<b>452</b>	<b>462</b>	-	<b>462</b>
14	Malaya	1	-	-	1436	1437	-	1437
15	Netherland	3	-	2	-	5	-	5
16	Nigeria	5	-	-	1801	1806	-	1806
17	Norway	19	48	31	-	98	-	98
18	Pakistan	8	-	585	-	593	-	593
19	Sweden	19	88	52	1142	1301	-	1301
20	Tunisia	-	-	-	4	4	-	4
TOTAL		217	312	2101	14165	16795	-	16795

*J. S. Althager*  
Chief of Personnel (Military)

CHIEF OF PERSONNEL (MIL) BRANCH  
28 AUG 61

STRENGTH OF CONTINGENTS

Srl No	Countries	Staff Pers	Air Pers	Adm Units	Combat Units	Total	Expected	Total
1	Argentina	-	24	-	-	24	-	24
2	Austria	1	-	45	-	46	-	46
3	Brazil	3	-	32	-	35	-	35
4	Canada	17	5	235	-	258	-	258
5	Ceylon	8	-	-	-	8	-	8
6	Denmark	25	5	48	-	78	-	78
7	Ethiopia	9	1	-	3067	3077	-	3077
8	Ghana	2	-	-	647	649	-	649
9	Greece	-	25	-	-	25	-	25
10	India	49	39	1009	4637	5734	-	5734
11	Ireland	36	-	-	979	1015	-	1015
12	Italy	2	76	62	-	140	-	140
13	Liberia	10	-	-	452	462	-	462
14	Malaya	1	-	-	1436	1437	-	1437
15	Netherland	3	-	2	-	5	-	5
16	Nigeria	5	-	-	1801	1806	-	1806
17	Norway	19	48	31	-	98	-	98
18	Pakistan	8	-	585	-	593	-	593
19	Sweden	19	88	52	1142	1301	-	1301
20	Tunisia	-	-	-	4	4	-	4
TOTAL		217	312	2101	14165	16795	-	16795

*J. S. N. Thaggar*  
Chief of Personnel (Military)

RESTRICTED

CHIEF OF PERSONNEL (MIL) BRANCH  
14 MAR 1961

STRENGTH OF CONTINGENTS

Srl No	Countries	HQ	Deployed	Total Strength	Expected	Total
1	Argentina	-	23	23	-	23
2	Austria	1	49	50	-	50
3	Brazil	1	28	29	-	29
4	Canada	29	264	293	-	293
5	Ceylon	9	-	9	-	9
6	Denmark	22	41	63	4	67
7	Ethiopia	9	2479	2488	-	2488
8	Ghana	6	1625	1631	-	1631
9	Greece	-	-	-	21	21
10	India	33	736	769	4770	5539
11	Indonesia	2	1137	1139	-	1139
12	Ireland	16	647	663	-	663
13	Italy	4	88	92	-	92
14	Liberian	11	227	238	-	238
15	Malaya	3	739	742	-	742
16	Morocco	2	861	863	-	863
17	Netherland	6	-	6	-	6
18	New Zealand	-	1	1	-	1
19	Nigeria	5	1789	1794	-	1794
20	Norway	10	100	110	2	112
21	Pakistan	26	513	539	12	551
22	Sudan	4	401	405	-	405
23	Sweden	24	596	620	-	620
24	Switzerland	-	20	20	-	20
25	Tunisia	2	3169	3171	-	3171
TOTAL		225	15533	15758	4809	20567

*[Signature]*  
CHIEF OF PERSONNEL (MILITARY)

RESTRICTED

*26*

RESTRICTED

CHIEF OF PERSONNEL (MIL) BRANCH  
12-13 MAR 1961

STRENGTH OF CONTINGENTS

Srl No	Countries	HQ	Deployed	Total Strength	Expected	Total
1	Argentina	-	23	23	-	23
2	Austria	1	59	60	-	60
3	Brazil	1	28	29	-	29
4	Canada	29	264	293	-	293
5	Ceylon	9	-	9	-	9
6	Denmark	22	41	63	4	67
7	Ethiopia	9	2479	2488	-	2488
8	Ghana	6	1599	1605	-	1605
9	Greece	-	-	-	21	21
10	India	33	737	770	-	770
11	Indonesia	2	1140	1142	-	1142
12	Ireland	16	647	663	-	663
13	Italy	4	87	91	-	91
14	Liberian	11	227	238	-	238
15	Malaya	3	740	743	-	743
16	Morocco	8	861	869	-	869
17	Netherland	6	-	6	-	6
18	New Zealand	-	1	1	-	1
19	Nigeria	5	1789	1794	-	1794
20	Norway	10	100	110	2	112
21	Pakistan	26	513	539	12	551
22	Sudan	4	401	405	-	405
23	Sweden	24	598	622	-	622
24	Switzerland	-	20	20	-	20
25	Tunisia	2	3171	3173	-	3173
TOTAL		231	15525	15756	39	15795

*[Signature]*  
CHIEF OF PERSONNEL (MILITARY)


RESTRICTED

RESTRICTED

CHIEF OF PERSONNEL (MIL) BRANCH  
11 MAR 1961

STRENGTH OF CONTINGENTS

Srl No	Countries	HQ	Deployed	Total Strength	Expected	Total
1	Argentina	-	23	23	-	23
2	Austria	1	59	60	-	60
3	Brazil	1	28	29	-	29
4	Canada	29	264	293	-	293
5	Ceylon	9	-	9	-	9
6	Denmark	22	41	63	4	67
7	Ethiopia	9	2479	2488	-	2488
8	Ghana	6	1599	1605	-	1605
9	Greece	-	-	-	21	21
10	India	33	734	767	3	770
11	Indonesia	2	1140	1142	-	1142
12	Ireland	16	647	663	-	663
13	Italy	4	87	91	-	91
14	Liberian	11	227	238	-	238
15	Malaya	3	740	743	-	743
16	Morocco	8	861	869	-	869
17	Netherland	6	-	6	-	6
18	New Zealand	-	1	1	-	1
19	Nigeria	5	1789	1794	-	1794
20	Norway	10	100	110	2	112
21	Pakistan	26	513	539	12	551
22	Sudan	4	401	405	-	405
23	Sweden	24	598	622	-	622
24	Switzerland	-	20	20	-	20
25	Tunisia	2	3173	3175	-	3175
TOTAL		231	15524	15755	42	15797

  
CHIEF OF PERSONNEL (MILITARY)

RESTRICTED

RESTRICTED

CHIEF OF PERSONNEL (MIL) BRANCH  
11 MAR 1961

STRENGTH OF CONTINGENTS

Srl No	Countries	HQ	Deployed	Total Strength	Expected	Total
1	Argentina	-	23	23	-	23
2	Austria	1	59	60	-	60
3	Brazil	1	28	29	-	29
4	Canada	29	264	293	-	293
5	Ceylon	9	-	9	-	9
6	Denmark	22	41	63	4	67
7	Ethiopia	9	2479	2488	-	2488
8	Ghana	6	1599	1605	-	1605
9	Greece	-	-	-	21	21
10	India	33	734	767	3	770
11	Indonesia	2	1140	1142	-	1142
12	Ireland	16	647	663	-	663
13	Italy	4	87	91	-	91
14	Liberian	11	227	238	-	238
15	Malaya	3	740	743	-	743
16	Morocco	8	861	869	-	869
17	Netherland	6	-	6	-	6
18	New Zealand	-	1	1	-	1
19	Nigeria	5	1789	1794	-	1794
20	Norway	10	100	110	2	112
21	Pakistan	26	513	539	12	551
22	Sudan	4	401	405	-	405
23	Sweden	24	598	622	-	622
24	Switzerland	-	20	20	-	20
25	Tunisia	2	3173	3175	-	3175
TOTAL		231	15524	15755	42	15797

*J. S. Khan*  
CHIEF OF PERSONNEL (MILITARY)

RESTRICTED


*M*

RESTRICTED

CHIEF OF PERSONNEL (MIL) BRANCH  
10 MAR 1961

STRENGTH OF CONTINGENTS

Srl No	Countries	HQ	Deployed	Total Strength	Expected	Total
1	Argentina	-	23	23	-	23
2	Austria	1	59	60	-	60
3	Brazil	1	28	29	-	29
4	Canada	26	264	290	3	293
5	Ceylon	9	-	9	-	9
6	Denmark	22	41	63	4	67
7	Ethiopia	9	2479	2488	-	2488
8	Ghana	6	1599	1605	-	1605
9	Greece	-	-	-	21	21
10	India	33	734	767	3	770
11	Indonesia	2	1140	1142	-	1142
12	Ireland	12	646	658	-	658
13	Italy	4	87	91	-	91
14	Liberian	11	227	238	-	238
15	Malaya	3	740	743	-	743
16	Morocco	8	861	869	-	869
17	Netherland	6	-	6	-	6
18	New Zealand	-	1	1	-	1
19	Nigeria	5	1789	1794	-	1794
20	Norway	10	100	110	2	112
21	Pakistan	26	513	539	12	551
22	Sudan	4	401	405	-	405
23	Sweden	24	602	626	-	626
24	Switzerland	-	20	20	-	20
25	Tunisia	2	3173	3175	-	3175
TOTAL		224	15527	15751	45	15796

  
CHIEF OF PERSONNEL (MILITARY)

RESTRICTED



20  
RESTRICTED

CHIEF OF PERSONNEL (MIL) BRANCH

9 MAR 1961

STRENGTH OF CONTINGENTS

Srl No	Countries	HQ	Deployed	Total Strength	Expected	Total
1	Argentina	-	23	23	-	23
2	Austria	1	59	60	-	60
3	Brazil	1	28	29	-	29
4	Canada	26	263	289	4	293
5	Ceylon	9	-	9	-	9
6	Denmark	22	41	63	4	67
7	Ethiopia	9	2479	2488	-	2488
8	Ghana	6	1599	1605	-	1605
9	Greece	-	-	-	21	21
10	India	33	734	767	3	<b>770</b>
11	Indonesia	2	1141	1143	-	1143
12	Ireland	12	645	657	-	657
13	Italy	4	85	89	-	89
14	Liberian	11	227	238	-	238
15	Malaya	3	740	743	-	743
16	Morocco	8	861	869	-	869
17	Netherland	6	-	6	-	6
18	New Zealand	-	1	1	-	1
19	Nigeria	5	1789	1794	-	1794
20	Norway	10	100	110	2	112
21	Pakistan	26	513	539	12	551
22	Sudan	4	401	405	-	405
23	Sweden	24	602	626	-	626
24	Switzerland	-	20	20	-	20
25	Tunisia	2	2573	<b>2575</b>	-	2575
TOTAL		224	14924	15148	46	15194

*J. Lee Shannahan*  
CHIEF OF PERSONNEL (MILITARY)

RESTRICTED

ZL

RESTRICTED

CHIEF OF PERSONNEL (MIL) BRANCH  
8 MAR 1961

STRENGTH OF CONTINGENTS

Sr No	Countries	HQ	Deployed	Total Strength	Expected	Total
1	Argentina	-	23	23	-	23
2	Austria	1	59	60	-	60
3	Brazil	1	28	29	-	29
4	Canada	26	263	289	4	293
5	Ceylon	9	-	9	-	9
6	Denmark	22	41	63	4	67
7	Ethiopia	9	2479	2488	-	2488
8	Ghana	6	1599	1605	-	1605
9	Greece	-	-	-	21	21
10	India	33	734	767	-	767
11	Indonesia	4	1145	1149	-	1149
12	Ireland	12	645	657	-	657
13	Italy	4	85	89	-	89
14	Liberian	11	227	238	-	238
15	Malaya	3	740	743	-	743
16	Morocco	8	861	869	-	869
17	Netherland	6	-	6	-	6
18	New Zealand	-	1	1	-	1
19	Nigeria	5	1789	1794	-	1794
20	Norway	10	100	110	2	112
21	Pakistan	26	513	539	12	551
22	Sudan	4	401	405	-	405
23	Sweden	24	602	626	-	626
24	Switzerland	-	20	20	-	20
25	Tunisia	2	2573	2575	-	2575
TOTAL		226	14928	15154	43	15197

  
CHIEF OF PERSONNEL (MILITARY)

RESTRICTED

*File*

RESTRICTED

CHIEF OF PERSONNEL (MIL) BRANCH  
7 MAR 1961

STRENGTH OF CONTINGENTS

Srl No	Countries	HQ	Deployed	Total Strength	Expected	Total
1	Argentina	-	23	23	-	23
2	Austria	1	59	60	-	60
3	Brazil	1	28	29	-	29
4	Canada	26	263	289	4	293
5	Ceylon	9	-	9	-	9
6	Denmark	22	42	64	4	68
7	Ethiopia	9	2479	2488	-	2488
8	Ghana	6	1599	1605	-	1605
9	Greece	-	-	-	21	21
10	India	33	734	767	-	767
11	Indonesia	4	1145	1149	-	1149
12	Ireland	12	645	657	-	657
13	Italy	4	85	89	-	89
14	Liberian	11	227	238	-	238
15	Malaya	3	741	744	-	744
16	Morocco	12	863	875	-	875
17	Netherland	6	-	6	-	6
18	New Zealand	-	1	1	-	1
19	Nigeria	5	1789	1794	-	1794
20	Norway	10	100	110	2	112
21	Pakistan	26	513	539	12	551
22	Sudan	4	401	405	-	405
23	Sweden	24	605	629	-	629
24	Switzerland	-	20	20	-	20
25	Tunisia	2	2573	2575	-	2575
TOTAL		230	14935	15165	43	15208

*[Signature]*  
CHIEF OF PERSONNEL (MILITARY)

RESTRICTED

DISPOSITION OF ONUC FORCES - 1 AUGUST 1960

ETHIOPIAN SECTOR - PROVINCE ORIENTALE

Commander	Brig.Gen. IYASSU	
Location of HQ	STANLEYVILLE	Phone 02470
Contact	by SABENA	Telex
Strength:	STANLEYVILLE BUMBA PAULIS BUNIA BUTA BAFWASENDE BASOKO PONTHERVILLE MAMBASA	
	Total strength	1880

GHANA BRIGADE - LEOPOLDVILLE CITY

Commander	Brig. Michel	
Location of HQ	CAMP LEOPOLD II	phone 8651
Strength:	Total strength	2412

GUINEA - PROVINCE DE LEOPOLDVILLE (North)

Commander	General DIANE	
Location of HQ	Sabena Guest House	phone 2383
	of Battalion HQ INONGO	
Contact	by OTRACO RADIO	
Strength	HQ plus 1 Coy INONGO	260
	MUSHIE (Coy less sec.)	90
	KWAMOUTH (sec.)	40
	KUTU (Coy - sec.)	90
	OSHWE (sec.)	40
	BANNINGVILLE (Coy. plus)	160
	MABENGA (sec.)	40
	Total strength	741

IRISH SECTOR - PROVINCE DE KIVU

Commander ; Lt. Col. BUCKLEY

Location of HQ

Contact by P.T.T. or Air Radio or SOCO PETROL private radio

Strength

GOMA	
BUKAVU	
KINDU	122
BENI	
KIBOMBO	38
Total strength	678

LIBERIAN TASK FORCE - PROVINCE DE L'EQUATEUR (North)

Commander - Lt. Col. H. JOHNSON

Location of HQ. LIBENGE

Contact by OTRACO Radio

L.O.'s at UNOC HQ Major KADII  
Capt. KAMARA

Strength	LIBENGE	129
	GEMENA	43
	BOSOBLO	43
Total strength		223

MOROCCAN SECTOR

Commander General KETTANI

Location of HQ Camp Leopold II phone 8171 ext 425

1st Battalion Thysville, Col. DRISS

Contact by radio through Gen. Kettani's HQ

2nd Battalion - Kikwit, Capt. MIMOUN (partly arrived)

Contact by radio through Gen. Kettani's HQ

Strength:	THYSVILLE	600
	MATADI	298
	BOMA	40
	POPOKABAKA	40
	KENGE	40
	KIKWIT	246
	LEVERVILLE	120
	COQUILHATVILLE	142
	BOENDE	148
Total strength		2467

SWEDISH BATTALION - LEOPOLDVILLE Ville

Commander Col. JUHLIN  
Location of HQ NDJILI Airport - phone 6203  
Strength

Total strength 623

TUNISIAN BRIGADE - PROVINCE DE KASAI

Commander Col. LASMAR  
Location of HQ - LULUABOURG  
Contact by AIR RADIO or POST OFFICE

Strength

LULUABOURG	806
PORT FRANCOIS	96
MWEKA	178
TSHIKAPA	400
LUPUTA	150
GANDAJIKA	50
KABINDA	46
BAKWANGA	154
LEOPOLDVILLE	251
CHARLESVILLE	46
LUEBO	150

Total strength 1943

UNOC HEADQUARTERS - Leopoldville

Strength - Military personnel 45

---

GRAND TOTAL - 1 AUGUST 1960 11,209 †

J. H. B. GEORGE - Major

† Includes 3 of MALI Bat.

## Chief of Personnel (Mil) Branch

18/19 december 1960

STRENGTH OF CONTINGENTS

Srl. No.	Countries	HQ	Deployed	Total Strength	Expected	Total
1	Argentina	1	21	22	-	22
2	Austria	-	56	56	58	114
3	Brazil	-	23	23	-	23
4	Burma	9	-	9	-	9
5	Canada	26	237	263	-	263
6	Ceylon	9	-	9	-	9
7	Denmark	24	24	48	7	55
8	Ethiopia	8	2479	2487	-	2487
9	Ghana	3	1865	1868	-	1868
10	Guinea	1	748	749	-	749
11	Netherlands	6	-	6	-	6
12	India	29	748	777	-	777
13	Indonesia	4	1148	1152	-	1152
14	Ireland	14	1401	1415	-	1415
15	Italy	4	103	107	-	107
16	Liberia	9	223	232	-	232
17	Malaya	3	612	615	-	615
18	Morocco	12	3228	3240	-	3240
19	New Zealand	-	1	1	-	1
20	Nigeria	1	1461	1462	380	1842
21	Norway	6	79	85	17	102
22	Pakistan	42	497	539	-	539
23	Sudan	4	389	393	-	393
24	Sweden	22	655	677	-	677
25	Switzerland	-	22	22	-	22
26	Tunisia	2	2595	2597	-	2597
27	U A R	1	503	504	1	505
28	Yugoslavia	1	20	21	-	21
TOTAL		241	19138	19379	463	19842


*R. Remondou*  
Chief of Personnel (Military)

## Chief of Personnel (Mil) Branch

17 december 1960

STRENGTH OF CONTINGENTS

Srl. No.	Countries	HQ	Deployed	Total Strength	Expected	Total
1	Argentina	1	21	22	-	22
2	Austria	-	6	6	108	114
3	Brazil	-	23	23	-	23
4	Burma	9	-	9	-	9
5	Canada	26	237	263	-	263
6	Ceylon	9	-	9	-	9
7	Denmark	24	24	48	7	55
8	Ethiopia	8	2480	2488	-	2488
9	Ghana	3	1865	1868	-	1868
10	Guinea	1	748	749	-	749
11	Netherlands	6	-	6	-	6
12	India	29	748	777	-	777
13	Indonesia	4	1148	1152	-	1152
14	Ireland	14	1401	1415	-	1415
15	Italy	4	103	107	-	107
16	Liberia	9	223	232	-	232
17	Malaya	3	612	615	-	615
18	Morocco	12	3228	3240	-	3240
19	New Zealand	-	1	1	-	1
20	Nigeria	1	1461	1462	380	1842
21	Norway	6	79	85	17	102
22	Pakistan	42	497	539	-	539
23	Sudan	4	389	393	-	393
24	Sweden	22	655	677	-	677
25	Switzerland	-	22	22	-	22
26	Tunisia	2	2595	2597	-	2597
27	U A R	1	503	504	1	505
28	Yugoslavia	1	20	21	-	21
TOTAL		241	19089	19330	513	19843



 Chief of Personnel (Military)



15 december 1960

STRENGTH OF CONTINGENTS


Srl. No.	Countries	HQ	Deployed	Total Strength	Expected	Total
1	Argentina	1	21	22	-	22
2	Austria	-	6	6	108	114
3	Brazil	-	20	20	-	20
4	Burma	9	-	9	-	9
5	Canada	26	237	263	-	263
6	Ceylon	9	-	9	-	9
7	Denmark	23	24	47	7	54
8	Ethiopia	8	2480	2488	-	2488
9	Ghana	3	1865	1868	-	1868
10	Guinea	1	748	749	-	749
11	Netherlands	6	-	6	-	6
12	India	29	748	777	-	777
13	Indonesia	4	1148	1152	-	1152
14	Ireland	14	1401	1415	-	1415
15	Italy	4	104	108	-	108
16	Liberia	10	223	233	-	233
17	Malaya	3	612	615	-	615
18	Morocco	12	3228	3240	-	3240
19	New Zealand	-	1	1	-	1
20	Nigeria	1	1461	1462	-	1462
21	Norway	6	79	85	17	102
22	Pakistan	42	497	539	-	539
23	Sudan	4	389	393	-	393
24	Sweden	22	656	678	-	678
25	Switzerland	-	22	22	-	22
26	Tunisia	2	2595	2597	-	2597
27	U A R	1	503	504	1	505
28	Yugoslavia	1	20	21	-	21
TOTAL		241	19088	19329	133	19462


 Chief of Personnel (Military)

13 december 1960

STRENGTH OF CONTINGENTS


Srl. No.	Countries	HQ	Deployed	Total Strength	Expected	Total
1.	Argentina	1	21	22	-	22
2	Austria	-	6	6	108	114
3	Brazil	-	20	20	-	20
4	Burma	9	-	9	-	9
5	Canada	26	237	263	-	263
6	<u>Ceylon</u>	9	-	9	-	9
7	Denmark	22	24	46	-	46
8	Ethiopia	8	2480	2488	-	2488
9	Ghana	3	1882	1885	-	1885
10	<u>Guinea</u>	1	748	749	-	749
11	Netherlands	6	-	6	-	6
12	India	29	748	777	-	777
13	<u>Indonesia</u>	1	1149	1150	-	1150
14	Ireland	14	1401	1415	-	1415
15	Italy	4	104	108	-	108
16	Liberia	10	223	233	-	233
17	Malaya	3	612	615	-	615
18	<u>Morocco</u>	12	3228	3240	-	3240
19	New Zealand	-	1	1	-	1
20	Nigeria	1	1461	1462	-	1462
21	Norway	6	79	85	17	102
22	Pakistan	42	497	539	-	539
23	Sudan	4	389	393	-	393
24	Sweden	22	656	678	-	678
25	Switzerland	-	22	22	-	22
26	Tunisia	2	2595	2597	-	2597
27	<u>U A R</u>	1	509	510	1	511
28	<u>Yugoslavia</u>	1	20	21	-	21
TOTAL		237	19112	19349	126	19475

File  
  
 Chief of Personnel (Military)

11/12 décembre 1960

STRENGTH OF CONTINGENTS

Srl. No.	Countries	HQ	Deployed	Total Strength	Expected	Total
1.	Argentina	1	21	22	-	22
2	Austria	-	6	6	108	114
3	Brazil	-	20	20	-	20
4	Burma	9	-	9	-	9
5	Canada	28	237	265	-	265
6	Ceylon	9	-	9	-	9
7	Denmark	21	24	45	-	45
8	Ethiopia	7	2487	2494	-	2494
9	Ghana	3	1882	1885	-	1885
10	Guinea	1	748	749	-	749
11	Netherlands	6	-	6	-	6
12	India	29	748	777	-	777
13	Indonesia	1	1149	1150	-	1150
14	Ireland	14	1401	1415	-	1415
15	Italy	4	104	108	-	108
16	Liberia	10	223	233	-	233
17	Malaya	3	612	615	-	615
18	Morocco	12	3228	3240	-	3240
19	New Zealand	-	1	1	-	1
20	Nigeria	1	1461	1462	-	1462
21	Norway	6	79	85	-	85
22	Pakistan	42	497	539	-	539
23	Sudan	4	393	397	-	397
24	Sweden	22	656	678	-	678
25	Switzerland	-	22	22	-	22
26	Tunisia	2	2674	2676	-	2676
27	U A R	1	509	510	1	511
28	Yugoslavia	1	20	21	-	21
TOTAL		237	19202	19439	109	19548



 Chief of Personnel (Military)

Chief of Personnel (Mil) Branch

9 décembre 1960

STRENGTH OF CONTINGENTS

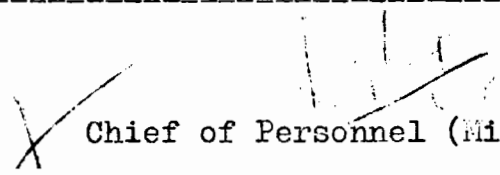
Srl. No.	Countries	HQ	Deployed	Total Strength	Expected	Total
1	Argentina	1	21	22	-	22
2	Austria	-	6	6	108	114
3	Brazil	-	20	20	-	20
4	Burma	9	-	9	-	9
5	Canada	29	237	266	-	266
6	Ceylon	9	-	9	-	9
7	Denmark	21	24	45	-	45
8	Ethiopia	7	2487	2494	-	2494
9	Ghana	3	1871	1874	-	1874
10	Guinea	1	748	749	-	749
11	Netherlands	6	-	6	-	6
12	India	29	748	777	-	777
13	Indonesia	1	1149	1150	-	1150
14	Ireland	14	1383	1397	-	1397
15	Italy	4	104	108	-	108
16	Liberia	10	223	233	-	233
17	Malaya	3	612	615	-	615
18	Mali	-	-	-	-	-
19	Morocco	12	3228	3240	-	3240
20	New Zealand	-	1	1	-	1
21	Nigeria	1	1461	1462	-	1462
22	Norway	6	79	85	-	85
23	Pakistan	42	498	540	-	540
24	Sudan	4	393	397	-	397
25	Sweden	22	656	678	-	678
26	Switzerland	-	22	22	-	22
27	Tunisia	2	2674	2676	-	2676
28	U A R	1	509	510	1	511
29	Yugoslavia	1	20	21	-	21
TOTAL		238	19174	19412	109	19521

 Chief of Personnel (Military)

30 December 1960

STRENGTH OF CONTINGENTS

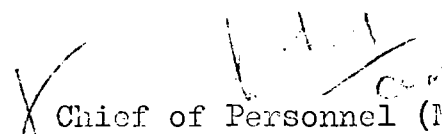
Srl. No.	Countries	HQ	Deployed	Total Strength	Expected	Total
1	Argentina	1	21	22	-	22
2	Austria	-	6	6	108	114
3	Brazil	-	20	20	-	20
4	Burma	9	-	9	-	9
5	Canada	29	237	266	-	266
6	Ceylon	9	-	9	-	9
7	Denmark	21	24	45	-	45
8	Ethiopia	7	2566	2573	-	2573
9	Ghana	3	1852	1855	-	1855
10	Guinea	1	748	749	-	749
11	Netherlands	6	-	6	-	6
12	India	29	748	777	-	777
13	Indonesia	1	1149	1150	-	1150
14	Ireland	14	1383	1397	-	1397
15	Italy	4	106	110	-	110
16	Liberia	10	223	233	-	233
17	Malaya	3	612	615	-	615
18	Mali	3	-	3	-	3
19	Morocco	12	3228	3240	-	3240
20	New Zealand	-	1	1	-	1
21	Nigeria	1	1461	1462	-	1462
22	Norway	6	68	74	-	74
23	Pakistan	41	499	540	-	540
24	Sudan	4	393	397	-	397
25	Sweden	22	658	680	-	680
26	Switzerland	-	22	22	-	22
27	Tunisia	1	2678	2679	-	2679
28	U A R	1	509	510	1	511
29	Yugoslavia	1	20	21	-	21
TOTAL		239	19232	19471	109	19580


 Chief of Personnel (Military)

2 December 1960

STRENGTH OF CONTINGENTS

Srl. No.	Countries	HQ	Deployed	Total Strength	Expected	Total
1	Argentina	1	21	22	-	22
2	Austria	-	6	6	108	114
3	Brazil	-	20	20	-	20
4	Burma	9	-	9	-	9
5	Canada	29	239	268	-	268
6	Ceylon	9	-	9	-	9
7	Denmark	13	24	37	-	37
8	Ethiopia	7	2566	2573	-	2573
9	Ghana	3	1852	1855	-	1855
10	Guinea	1	748	749	-	749
11	Netherlands	6	-	6	-	6
12	India	24	752	776	-	776
13	Indonesia	1	1149	1150	-	1150
14	Ireland	14	1383	1397	-	1397
15	Italy	4	106	110	-	110
16	Liberia	10	223	233	-	233
17	Malaya	3	612	615	-	615
18	Mali	3	-	3	-	3
19	Morocco	12	3228	3240	-	3240
20	New Zealand	-	1	1	-	1
21	Nigeria	1	1461	1462	-	1462
22	Norway	6	69	75	-	75
23	Pakistan	41	499	540	-	540
24	Sudan	4	393	397	-	397
25	Sweden	22	658	680	-	680
26	Switzerland	-	22	22	-	22
27	Tunisia	1	2678	2679	-	2679
28	U A R	1	509	510	1	511
29	Yugoslavia	1	20	21	-	21
TOTAL		226	19239	19465	109	19574


 Chief of Personnel (Military)

STRENGTH OF CONTINGENTS

Srl. No.	Countries	HQ	Deployed	Total Strength	Expected	Total
1	Argentina	1	21	22	-	22
2	Austria	-	6	6	108	114
3	Brazil	-	20	20	-	20
4	Burma	9	-	9	-	9
5	Canada	29	239	268	-	268
6	Ceylon	9	-	9	-	9
7	Denmark	13	24	37	-	37
8	Ethiopia	7	2566	2573	-	2573
9	Ghana	3	1852	1855	-	1855
10	Guinea	1	748	749	-	749
11	Netherlands	6	-	6	-	6
12	India	24	752	776	-	776
13	Indonesia	1	1149	1150	-	1150
14	Ireland	14	1383	1397	-	1397
15	Italy	4	106	110	-	110
16	Liberia	10	223	233	-	233
17	Malaya	3	612	615	-	615
18	Mali	3	-	3	-	3
19	Morocco	12	3228	3240	-	3240
20	New Zealand	-	1	1	-	1
21	Nigeria	1	1461	1462	-	1462
22	Norway	6	69	75	-	75
23	Pakistan	41	499	540	-	540
24	Sudan	4	393	397	-	397
25	Sweden	22	658	680	-	680
26	Switzerland	-	22	22	-	22
27	Tunisia	1	2678	2679	-	2679
28	U A R	1	518	519	1	520
29	Yugoslavia	1	20	21	-	21
TOTAL		226	19248	19474	109	19583

*[Signature]*  
Chief of Personnel (Military)

Chief of Personnel (Mil) Branch

30 November 1960

STRENGTH OF CONTINGENTS

Srl. No.	Countries	HQ	Deployed	Total Strength	Expected	Total
1	Argentina	1	22	23	-	23
2	Austria	-	6	6	108	114
3	Brazil	-	20	20	-	20
4	Burma	9	-	9	-	9
5	Canada	29	239	268	-	268
6	Ceylon	9	-	9	-	9
7	Denmark	13	24	37	-	37
8	Ethiopia	7	2566	2573	-	2573
9	Ghana	3	1852	1855	-	1855
10	Guinea	1	748	749	-	749
11	Holland	6	-	6	-	6
12	India	24	752	776	-	776
13	Indonesia	1	1149	1150	-	1150
14	Ireland	14	1383	1397	-	1397
15	Italy	4	106	110	-	110
16	Liberia	10	223	233	-	233
17	Malaya	3	612	615	-	615
18	Mali	3	-	3	-	3
19	Morocco	12	3228	3240	-	3240
20	New Zealand	-	1	1	-	1
21	Nigeria	4	1453	1457	-	1457
22	Norway	6	69	75	-	75
23	Pakistan	41	499	540	-	540
24	Sudan	4	393	397	-	397
25	Sweden	22	658	680	-	680
26	Switzerland	-	22	22	-	22
27	Tunisia	1	2678	2679	-	2679
28	U A R	1	518	519	1	520
29	Yugoslavia	1	20	21	-	21
TOTAL		229	19241	19470	109	19579

Chief of Personnel (Military)





29 November 1960

STRENGTH OF CONTINGENTS

Srl No.	Countries	HQ	Deployed	Total Strength	Expected	Total
1	Argentina	1	22	23	-	23
2	Austria	-	6	6	108	114
3	Brazil	-	20	20	-	20
4	Burma	9	-	9	-	9
5	Canada	37	239	276	-	276
6	Ceylon	9	-	9	-	9
7	Denmark	13	24	37	-	37
8	Ethiopia	7	2566	2573	-	2573
9	Ghana	3	1852	1855	-	1855
10	Guinea	1	748	749	-	749
11	Holland	6	-	6	-	6
12	India	24	744	768	-	768
13	Indonesia	1	1149	1150	-	1150
14	Ireland	14	1383	1397	-	1397
15	Italy	4	106	110	-	110
16	Liberia	10	223	233	-	233
17	Malaya	3	612	615	-	615
18	Mali	3	-	3	-	3
19	Morocco	12	3228	3240	-	3240
20	New Zealand	-	1	1	-	1
21	Nigeria	4	1453	1457	-	1457
22	Norway	6	69	75	-	75
23	Pakistan	41	499	540	-	540
24	Sudan	4	393	397	-	397
25	Sweden	22	658	680	-	680
26	Switzerland	-	22	22	-	22
27	Tunisia	1	2678	2679	-	2679
28	U A R	1	518	519	1	520
29	Yugoslavia	1	20	21	-	21
TOTAL		237	19233	19470	109	19579

Chief of Personnel (Military)

## STRENGTH OF CONTINGENTS

Srl No.	Countries	HQ	Deployed	Total Strength	Expected	Total
1	Argentina	1	22	23	-	23
2	Austria	-	6	6	108	114
3	Brazil	-	20	20	-	20
4	Burma	9	-	9	-	9
5	Canada	37	239	276	-	276
6	Ceylon	9	-	9	-	9
7	Denmark	13	24	37	-	37
8	Ethiopia	7	2566	2573	-	2573
9	Ghana	3	1852	1855	-	1855
10	Guinea	1	748	749	-	749
11	Holland	6	-	6	-	6
12	India	24	744	768	-	768
13	Indonesia	1	1149	1150	-	1150
14	Ireland	14	1383	1397	-	1397
15	Italy	4	106	110	-	110
16	Liberia	10	223	233	-	233
17	Malaya	3	612	615	-	615
18	Mali	3	-	3	-	3
19	Morocco	12	3228	3240	-	3240
20	New Zealand	-	1	1	-	1
21	Nigeria	4	1453	1457	-	1457
22	Norway	6	69	75	-	75
23	Pakistan	41	499	540	-	540
24	Sudan	4	393	397	-	397
25	Sweden	22	658	680	-	680
26	Switzerland	-	22	22	-	22
27	Tunisia	1	2678	2679	-	2679
28	U A R	1	518	519	1	520
29	Yugoslavia	1	20	21	-	21
TOTAL		237	19233	19470	109	19579

~~Chief of Personnel (Military)~~

27/28 November 1960

STRENGTH OF CONTINGENTS


Srl NO	Countries	HQ	Deployed	Total Strength	Expected	Total
1	Argentina	1	22	23	-	23
2	Austria	-	6	6	108	114
3	Brazil	-	20	20	-	20
4	Burma	9	-	9	-	9
5	Canada	37	239	276	-	276
6	Ceylon	9	-	9	-	9
7	Denmark	13	24	37	-	37
8	Ethiopia	7	2566	2573	-	2573
9	Ghana	3	1852	1855	-	1855
10	Guinea	1	748	749	-	749
11	Holland	6	-	6	-	6
12	India	24	744	768	-	768
13	Indonesia	1	1149	1150	-	1150
14	Ireland	14	1383	1397	-	1397
15	Italy	4	86	90	-	90
16	Liberia	10	223	233	-	233
17	Malaya	3	612	615	-	615
18	Mali	3	-	3	-	3
19	Morocco	12	3228	3240	-	3240
20	New Zealand	-	1	1	-	1
21	Nigeria	4	1453	1457	-	1457
22	Norway	6	69	75	-	75
23	Pakistan	41	499	540	-	540
24	Sudan	4	393	397	-	397
25	Sweden	22	658	680	-	680
26	Switzerland	-	22	22	-	22
27	Tunisia	1	2678	2679	-	2679
28	U A R	1	518	519	1	520
29	Yugoslavia	1	20	21	-	21
Total		237	19213	19450	109	19559

Chief of Personnel (Military)  
November 1960

25 November 1960

STRENGTH OF CONTINGENTS


Sr.No. :	COUNTRIES :	HQ :	DEPLOYED :	TOTAL STRENGTH :	EXPECTED:	TOTAL
1.	ARGENTINE	1	22	23	-	23
2.	AUSTRIA	-	-	-	6	6
3.	BRAZIL	-	20	20	-	20
4.	BURMA	9	-	9	-	9
5.	CANADA	37	239	276	-	276
6.	CEYLON	9	-	9	-	9
7.	DENMARK	13	24	37	-	37
8.	ETHIOPIA	7	2.566	2.573	-	2.573
9.	GHANA	3	2.134	2.137	-	2.137
10.	GUINEA	1	748	749	-	749
11.	HOLLAND	6	-	6	-	6
12.	INDIA	24	744	768	-	768
13.	INDONESIA	1	1.149	1.150	-	1.150
14.	IRELAND	14	1.383	1.397	-	1.397
15.	ITALY	4	106	110	-	110
16.	LIBERIA	10	223	233	-	233
17.	MALAYA	3	612	615	-	615
18.	MALI	3	-	3	-	3
19.	MOROCCO	12	3.228	3.240	-	3.240
20.	NEW ZEALAND	-	1	1	-	1
21.	NIGERIA	4	1.453	1.457	-	1.457
22.	NORWAY	6	69	75	-	75
23.	PAKISTAN	41	499	540	-	540
24.	SUDAN	4	393	397	-	397
25.	SWEDEN	22	658	680	-	680
26.	SWITZERLAND	-	22	22	-	22
27.	TUNISIA	1	2.678	2.679	-	2.679
28.	U.A.R.	1	518	519	1	520
29.	YUGOSLAVIA	1	20	21	-	21
TOTAL		237	19.509	19.746	7	19.753


 Chief of Personnel (Mil)

24 November 1960

STRENGTH OF CONTINGENTS

Sr. No	COUNTRIES	HQ	DEPLOYED	TOTAL STRENGTH	EXPECTED	TOTAL
1.	ARGENTINE	1	22	23	-	23
2.	AUSTRIA	-	-	-	6	6
3.	BRAZIL	-	20	20	-	20
4.	BURMA	9	-	9	-	9
5.	CANADA	35	239	274	-	274
6.	CEYLON	9	-	9	-	9
7.	DENMARK	13	24	37	-	37
8.	ETHIOPIA	7	2.566	2.573	-	2.573
9.	GHANA	3	2.276	2.279	-	2.279
10.	GUINEA	1	748	749	-	749
11.	HOLLAND	6	-	6	-	6
12.	INDIA	24	744	768	-	768
13.	INDONESIA	1	1.149	1.150	-	1.150
14.	IRELAND	14	1.383	1.397	-	1.397
15.	ITALY	4	106	110	-	110
16.	LIBERIA	10	223	233	-	233
17.	MALAYA	3	612	615	-	615
18.	MALI	3	-	3	-	3
19.	MOROCCO	12	3.228	3.240	-	3.240
20.	NEW ZEALAND	-	1	1	-	1
21.	NIGERIA	4	1.453	1.457	-	1.457
22.	NORWAY	6	69	75	-	75
23.	PAKISTAN	41	499	540	-	540
24.	SUDAN	4	393	397	-	397
25.	SWEDEN	22	658	680	-	680
26.	SWITZERLAND	-	22	22	-	22
27.	TUNISIA	1	2.678	2.679	-	2.679
28.	U.A.R.	1	518	519	1	520
29.	YUGOSLAVIA	1	20	21	-	21
TOTAL		235	19.651	19.886	7	19.893

  
 Chief of Personnel (Mil)

Chief of Personnel (Mil) Branch

23 November 1960

*tw*

STRENGTH OF CONTINGENTS

Sr.No.:	COUNTRIES	HQ	DEPLOYED	TOTAL	EXPECTED:	TOTAL
:	:	:	:	STRENGTH:	:	:
1.	ARGENTINE	1	22	23	-	23
2.	AUSTRIA	-	-	-	6	6
3.	BRAZIL	-	20	20	-	20
4.	BURMA	9	-	9	-	9
5.	CANADA	35	239	274	-	274
6.	CEYLON	9	-	9	-	9
7.	DENMARK	13	24	37	-	37
8.	ETHIOPIA	7	2.566	2.573	-	2.573
9.	GHANA	3	2.276	2.279	-	2.279
10.	GUINEA	1	748	749	-	749
11.	HOLLAND	6	-	6	-	6
12.	INDIA	24	744	768	-	768
13.	INDONESIA	1	1.149	1.150	-	1.150
14.	IRELAND	14	1.383	1.397	-	1.397
15.	ITALY	4	106	110	-	110
16.	LIBERIA	10	223	233	-	233
17.	MALAYA	3	612	615	-	615
18.	MALI	3	-	3	-	3
19.	MOROCCO	12	3.228	3.240	-	3.240
20.	NEW ZEALAND	-	1	1	-	1
21.	NIGERIA	4	1.252	1.256	201	1.457
22.	NORWAY	6	69	75	-	75
23.	PAKISTAN	41	499	540	-	540
24.	SUDAN	4	393	397	-	397
25.	SWEDEN	22	658	680	-	680
26.	SWITZERLAND	-	22	22	-	22
27.	TUNISIA	1	2.678	2.679	-	2.679
28.	U.A.R.	1	518	519	1	520
29.	YUGOSLAVIA	1	20	21	-	21
TOTAL		235	19.450	19.685	208	19.893

*[Signature]*  
Chief of Personnel (Mil)

1-6 (1) 1 January 1960  
001 100 1 18

RECEIVED 100 100 100

CHIEF OF PERSONNEL (71M)

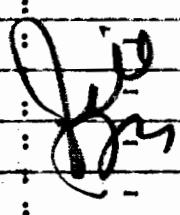


*Andrew Commendin*

22 November 1960

STRENGTH OF CONTINGENTS

Sr. No.	COUNTRIES	HQ	DEPLOYED	TOTAL STRENGTH	EXPECTED	TOTAL
1.	ARGENTINE	1	22	23	-	23
2.	AUSTRIA	-	-	-	6	6
3.	BRAZIL	-	20	20	-	20
4.	BURMA	9	-	9	-	9
5.	CANADA	35	239	274	-	274
6.	CEYLON	9	-	9	-	9
7.	DENMARK	13	24	37	-	37
8.	ETHIOPIA	7	2,566	2,573	-	2,573
9.	GHANA	3	2,276	2,279	-	2,279
10.	GUINEA	1	748	749	-	749
11.	HOLLAND	6	-	6	-	6
12.	INDIA	24	744	768	-	768
13.	INDONESIA	1	1,149	1,150	-	1,150
14.	IRELAND	14	1,383	1,397	-	1,397
15.	ITALY	4	106	110	-	110
16.	LIBERIA	10	223	233	-	233
17.	MALAYA	3	612	615	-	615
18.	MALI	3	-	3	-	3
19.	MOROCCO	12	3,228	3,240	-	3,240
20.	NEW ZEALAND	-	1	1	-	1
21.	NIGERIA	4	1,252	1,256	201	1,457
22.	NORWAY	6	69	75	-	75
23.	PAKISTAN	41	499	540	-	540
24.	SUDAN	4	393	397	-	397
25.	SWEDEN	22	658	680	-	680
26.	SWITZERLAND	-	22	22	-	22
27.	TUNISIA	1	2,678	2,679	-	2,679
28.	U.A.R.	1	518	519	1	520
29.	YUGOSLAVIA	1	20	21	-	21
TOTAL		235	19,450	19,685	208	19,893

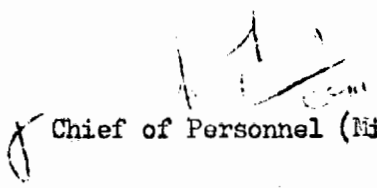
  
 Chief of Personnel (Mil)



20/21 November 1960

STRENGTH OF CONTINGENTS


Sr. No.:	COUNTRIES	HQ	DEPLOYED	TOTAL STRENGTH	EXPECTED	TOTAL
1.	ARGENTINE	1	22	23	-	23
2.	AUSTRIA	-	-	-	6	6
3.	BRAZIL	-	20	20	-	20
4.	BURMA	9	-	9	-	9
5.	CANADA	39	239	278	-	278
6.	CEYLON	9	-	9	-	9
7.	DENMARK	14	23	37	-	37
8.	ETHIOPIA	7	2,566	2,573	-	2,573
9.	GHANA	3	2,276	2,279	-	2,279
10.	GUINEA	1	748	749	-	749
11.	HOLLAND	6	-	6	-	6
12.	INDIA	24	744	768	-	768
13.	INDONESIA	1	1,149	1,150	-	1,150
14.	IRELAND	14	1,383	1,397	-	1,397
15.	ITALY	4	106	110	-	110
16.	LIBERIA	10	223	233	-	233
17.	MALAYA	3	612	615	-	615
18.	MALI	3	-	3	-	3
19.	MOROCCO	12	3,228	3,240	-	3,240
20.	NEW ZEALAND	-	1	1	-	1
21.	NIGERIA	4	1,202	1,206	251	1,457
22.	NORWAY	6	69	75	-	75
23.	PAKISTAN	41	499	540	-	540
24.	SUDAN	4	393	397	-	397
25.	SWEDEN	22	658	680	-	680
26.	SWITZERLAND	-	22	22	-	22
27.	TUNISIA	1	2,678	2,679	-	2,679
28.	U.A.R.	1	518	519	1	520
29.	YUGOSLAVIA	1	20	21	-	21
TOTAL		240	19,399	19,639	258	19,897


 Chief of Personnel (Mil)

19 November 1960

Amended copySTRENGTH OF CONTINGENTS


Sr. No.:	COUNTRIES	HQ	DEPLOYED	TOTAL STRENGTH	EXPECTED	TOTAL
1.	ARGENTINE	1	22	23	-	23
2.	AUSTRIA	-	-	-	4	4
3.	BRAZIL	-	20	20	-	20
4.	BURMA	9	-	9	-	9
5.	CANADA	39	239	278	-	278
6.	CEYLON	9	-	9	-	9
7.	DENMARK	14	23	37	-	37
8.	ETHIOPIA	7	2.566	2.573	-	2.573
9.	GHANA	3	2.276	2.279	-	2.279
10.	GUINEA	1	748	749	-	749
11.	HOLLAND	6	-	6	-	6
12.	INDIA	24	744	768	-	768
13.	INDONESIA	1	1.149	1.150	-	1.150
14.	IRELAND	14	1.383	1.397	-	1.397
15.	ITALY	4	106	110	-	110
16.	LIBERIA	10	223	233	-	233
17.	MALAYA	3	612	615	-	615
18.	MALI	3	-	3	-	3
19.	MOROCCO	12	3.228	3.240	-	3.240
20.	NEW ZEALAND	-	1	1	-	1
21.	NIGERIA	4	790	794	663	1.457
22.	NORWAY	6	69	75	-	75
23.	PAKISTAN	41	499	540	-	540
24.	SUDAN	4	393	397	-	397
25.	SWEDEN	22	658	680	-	680
26.	SWITZERLAND	-	22	22	-	22
27.	TUNISIA	1	2.678	2.679	-	2.679
28.	U.A.R.	1	518	519	1	520
29.	YUGOSLAVIA	1	20	21	-	21
TOTAL		240	18.987	19.227	668	19.895


 Chief of Personnel (Mil)

18 November 1960

STRENGTH OF CONTINGENTS


Sr. No :	COUNTRIES	HQ	DEPLOYED	TOTAL STRENGTH	EXPECTED	TOTAL
1.	ARGENTINE	1	22	23	-	23
2.	AUSTRIA	-	-	-	4	4
3.	BRAZIL	-	20	20	-	20
4.	BURMA	8	1	9	-	9
5.	CANADA	38	239	277	-	277
6.	CEYLON	9	-	9	-	9
7.	DENMARK	14	23	37	-	37
8.	ETHIOPIA	7	2.566	2.573	-	2.573
9.	GHANA	3	2.276	2.279	-	2.279
10.	GUINEA	1	748	749	-	749
11.	HOLLAND	6	-	6	-	6
12.	INDIA	24	744	768	-	768
13.	INDONESIA	1	1.149	1.150	-	1.150
14.	IRELAND	14	1.383	1.397	-	1.397
15.	ITALY	4	106	110	-	110
16.	LIBERIA	10	223	233	-	233
17.	MALAYA	3	612	615	-	615
18.	MALI	1	573	574	-	574
19.	MOROCCO	12	3.228	3.240	-	3.240
20.	NEW ZEALAND	-	1	1	-	1
21.	NIGERIA	4	703	707	-	707
22.	NORWAY	6	68	74	-	74
23.	PAKISTAN	41	499	540	-	540
24.	SUDAN	4	393	397	-	397
25.	SWEDEN	22	656	678	-	678
26.	SWITZERLAND	-	22	22	-	22
27.	TUNISIA	1	2.678	2.679	-	2.679
28.	U.A.R.	1	518	519	1	520
29.	YUGOSLAVIA	1	20	21	-	21
TOTAL.		236	19.471	19.707	5	19.712


  
Chief of Personnel (Mil)

16 November 1960

STRENGTH OF CONTINGENTS

Sr. No.:	COUNTRIES	HQ	DEPLOYED	TOTAL STRENGTH	EXPECTED	TOTAL
1.	ARGENTINE	1	22	23	-	23
2.	AUSTRIA	-	-	-	4	4
3.	BRAZIL	-	20	20	-	20
4.	BURMA	8	1	9	-	9
5.	CANADA	38	241	279	-	279
6.	CEYLON	9	-	9	-	9
7.	DENMARK	14	23	37	-	37
8.	ETHIOPIA	7	2,566	2,573	-	2,573
9.	GHANA	3	2,276	2,279	-	2,279
10.	GUINEA	1	748	749	-	749
11.	HOLLAND	6	-	6	-	6
12.	INDIA	24	742	766	1	767
13.	INDONESIA	1	1,149	1,150	-	1,150
14.	IRELAND	14	1,383	1,397	-	1,397
15.	ITALY	4	106	110	-	110
16.	LIBERIA	10	223	233	-	233
17.	MALAYA	3	612	615	-	615
18.	MALI	1	573	574	-	574
19.	MOROCCO	12	3,228	3,240	-	3,240
20.	NEW ZEALAND	-	1	1	-	1
21.	NIGERIA	4	376	380	327	707
22.	NORWAY	6	68	74	-	74
23.	PAKISTAN	41	499	540	-	540
24.	SUDAN	4	393	397	-	397
25.	SWEDEN	22	656	678	-	678
26.	SWITZERLAND	-	22	22	-	22
27.	TUNISIA	1	2,678	2,679	-	2,679
28.	U.A.R.	1	518	519	1	520
29.	YUGOSLAVIA	1	20	21	-	21
TOTAL		236	19,144	19,380	333	19,713


 Chief of Personnel (Mil)

50

## Chief of Personnel (Mil) Branch

15 November 1960

STRENGTH OF CONTINGENTS

Sr. No.	COUNTRIES	HQ	DEPLOYED	TOTAL STRENGTH	EXPECTED	TOTAL
1.	ARGENTINE	1	22	23	-	23
2.	AUSTRIA	-	-	-	4	4
3.	BRAZIL	-	20	20	-	20
4.	BURMA	8	1	9	-	9
5.	CANADA	38	241	279	-	279
6.	CEYLON	9	-	9	-	9
7.	DENMARK	14	23	37	-	37
8.	ETHIOPIA	7	2,566	2,573	-	2,573
9.	GHANA	3	2,276	2,279	-	2,279
10.	GUINEA	1	748	749	-	749
11.	HOLLAND	6	-	6	-	6
12.	INDIA	24	742	766	1	767
13.	INDONESIA	1	1,144	1,145	-	1,145
14.	IRELAND	14	1,383	1,397	-	1,397
15.	ITALY	14	106	110	-	110
16.	LIBERIA	10	223	233	-	233
17.	MALAYA	3	612	615	-	615
18.	MALI	1	573	574	-	574
19.	MOROCCO	12	3,228	3,240	-	3,240
20.	NEW ZEALAND	-	1	1	-	1
21.	NIGERIA	4	376	380	327	707
22.	NORWAY	6	68	74	-	74
23.	PAKISTAN	41	499	540	-	540
24.	SUDAN	4	393	397	-	397
25.	SWEDEN	22	656	678	-	678
26.	SWITZERLAND	-	22	22	-	22
27.	TUNISIA	1	2,678	2,679	-	2,679
28.	U.A.R.	1	518	519	1	520
29.	YUGOSLAVIA	1	20	21	-	21
TOTAL		236	19,139	19,375	333	19,708

Chief of Personnel (Mil)

13/14 November 1960

STRENGTH OF CONTINGENTS

Sr. No. :	COUNTRIES	HQ	DEPLOYED	TOTAL STRENGTH	EXPECTED	TOTAL
1.	ARGENTINE	1	22	23	-	23
2.	AUSTRIA	-	-	-	4	4
3.	BRAZIL	-	20	20	-	20
4.	BURMA	8	1	9	-	9
5.	CANADA	43	241	284	-	284
6.	CEYLON	9	-	9	-	9
7.	DENMARK	14	23	37	-	37
8.	ETHIOPIA	7	2.566	2.573	-	2.573
9.	GHANA	2	2.277	2.279	-	2.279
10.	GUINEA	1	748	749	-	749
11.	HOLLAND	6	-	6	-	6
12.	INDIA	24	742	766	1	767
13.	INDONESIA	1	1.144	1.145	-	1.145
14.	IRELAND	14	1.383	1.397	-	1.397
15.	ITALY	4	106	110	-	110
16.	LIBERIA	10	223	233	-	233
17.	MALAYA	3	612	615	-	615
18.	MALI	1	573	574	-	574
19.	MOROCCO	12	3.228	3.240	-	3.240
20.	NEW ZEALAND	-	1	1	-	1
21.	NIGERIA	4	376	380	327	707
22.	NORWAY	6	68	74	-	74
23.	PAKISTAN	41	499	540	-	540
24.	SUDAN	4	393	397	-	397
25.	SWEDEN	22	656	678	-	678
26.	SWITZERLAND	-	22	22	-	22
27.	TUNISIA	1	2,678	2,679	-	2,679
28.	U.A.R.	1	518	519	1	520
29.	YUGOSLAVIA	1	20	21	-	21
	TOTAL	240	19,140	19,380	333	19,713

Chief of Personnel (Mil)

Sc.

Chief of Personnel (Mil) Branch

11 November 1960

2g

STRENGTH OF CONTINGENTS

Sr. No.	COUNTRIES	HQ	DEPLOYED	TOTAL STRENGTH	EXPECTED	TOTAL
1.	ARGENTINE	1	22	23	-	23
2.	AUSTRIA	-	-	-	4	4
3.	BRAZIL	-	20	20	-	20
4.	BURMA	8	1	9	-	9
5.	CANADA	44	241	285	-	285
6.	CEYLON	9	-	9	-	9
7.	DENMARK	14	23	37	-	37
8.	ETHIOPIA	7	2,566	2,573	-	2,573
9.	GHANA	2	2,277	2,279	-	2,279
10.	GUINEA	1	748	749	-	749
11.	HOLLAND	6	-	6	-	6
12.	INDIA	24	742	766	1	767
13.	INDONESIA	1	1,144	1,145	-	1,145
14.	IRELAND	14	1,383	1,397	-	1,397
15.	ITALY	4	106	110	-	110
16.	LIBERIA	10	223	233	-	233
17.	MALAYA	3	612	615	-	615
18.	MALI	1	573	574	-	574
19.	MOROCCO	12	3,228	3,240	-	3,240
20.	NEW ZEALAND	-	1	1	-	1
21.	NIGERIA	4	-	4	703	707
22.	NORWAY	6	68	74	-	74
23.	PAKISTAN	41	499	540	-	540
24.	SUDAN	4	393	397	-	397
25.	SWEDEN	22	656	678	-	678
26.	SWITZERLAND	-	22	22	-	22
27.	TUNISIA	1	2,678	2,679	-	2,679
28.	U.A.R.	1	518	519	1	520
29.	YUGOSLAVIA	1	20	21	-	21
TOTAL		241	18,764	19,005	709	19,714

Chief of Personnel (Mil)


MLA

Chief of Personnel (Mil) Branch

11 November 1960

STRENGTH OF CONTINGENTS

Sr. No.	COUNTRIES	HQ	DEPLOYED	TOTAL STRENGTH	EXPECTED	TOTAL
1.	ARGENTINE	1	22	23	-	23
2.	AUSTRIA	-	-	-	4	4
3.	BRAZIL	-	20	20	-	20
4.	BURMA	8	1	9	-	9
5.	CANADA	44	241	285	-	285
6.	CEYLON	9	-	9	-	9
7.	DENMARK	14	23	37	-	37
8.	ETHIOPIA	7	2.566	2.573	-	2.573
9.	GHANA	2	2.277	2.279	-	2.279
10.	GUINEA	1	748	749	-	749
11.	HOLLAND	6	-	6	-	6
12.	INDIA	24	742	766	1	767
13.	INDONESIA	1	1.144	1.145	-	1.145
14.	IRELAND	14	1.383	1.397	-	1.397
15.	ITALY	4	106	110	-	110
16.	LIBERIA	10	223	233	-	233
17.	MALAYA	3	612	615	-	615
18.	MALI	1	573	574	-	574
19.	MOROCCO	12	3.228	3.240	-	3.240
20.	NEW ZEALAND	-	1	1	-	1
21.	NIGERIA	4	-	4	703	707
22.	NORWAY	6	68	74	-	74
23.	PAKISTAN	41	499	540	-	540
24.	SUDAN	4	393	397	-	397
25.	SWEDEN	22	656	678	-	678
26.	SWITZERLAND	-	22	22	-	22
27.	TUNISIA	1	2.678	2.679	-	2.679
28.	U.A.R.	1	518	519	1	520
29.	YUGOSLAVIA	1	20	21	-	21
TOTAL		241	18.764	19.005	709	19.714


 Chief of Personnel (Mil)



PA

## Chief of Personnel (Mil) Branch

11 November 1960

STRENGTH OF CONTINGENTS

Sr. No. :	COUNTRIES :	HQ :	DEPLOYED :	TOTAL :	EXPECTED :	TOTAL :
				STRENGTH :		
1.	ARGENTINE	1	22	23	-	23
2.	AUSTRIA	-	-	-	4	4
3.	BRAZIL	-	20	20	-	20
4.	BURMA	8	1	9	-	9
5.	CANADA	44	241	285	-	285
6.	CEYLON	9	-	9	-	9
7.	DENMARK	14	23	37	-	37
8.	ETHIOPIA	7	2,566	2,573	-	2,573
9.	GHANA	2	2,277	2,279	-	2,279
10.	GUINEA	1	748	749	-	749
11.	HOLLAND	6	-	6	-	6
12.	INDIA	24	742	766	1	767
13.	INDONESIA	1	1,144	1,145	-	1,145
14.	IRELAND	14	1,383	1,397	-	1,397
15.	ITALY	4	106	110	-	110
16.	LIBERIA	10	223	233	-	233
17.	MALAYA	3	612	615	-	615
18.	MALI	1	573	574	-	574
19.	MOROCCO	12	3,228	3,240	-	3,240
20.	NEW ZEALAND	-	1	1	-	1
21.	NIGERIA	4	-	4	703	707
22.	NORWAY	6	68	74	-	74
23.	PAKISTAN	41	499	540	-	540
24.	SUDAN	4	393	397	-	397
25.	SWEDEN	22	656	678	-	678
26.	SWITZERLAND	-	22	22	-	22
27.	TUNISIA	1	2,678	2,679	-	2,679
28.	U.A.R.	1	518	519	1	520
29.	YUGOSLAVIA	1	20	21	-	21
TOTAL		241	18,764	19,005	709	19,714


 Chief of Personnel (Mil)

Chief of Personnel (Mil) Branch

Date: 11 November 1960

STRENGTH OF CONTINGENTS

Sr.No. :	COUNTRIES :	HQ :	DEPLOYED :	TOTAL :	EXPECTED :	TOTAL
				STRENGTH:		
1	: ARGENTINE	: 1	: 22	: 23	: -	: 23
2	: AUSTRIA	: -	: -	: -	: 4	: 4
3	: BRAZIL	: -	: 20	: 20	: -	: 20
4	: BURMA	: 8	: 1	: 9	: -	: 9
5	: CANADA	: 44	: 241	: 285	: -	: 285
6	: CEYLON	: 9	: -	: 9	: -	: 9
7	: DENMARK	: 14	: 23	: 37	: -	: 37
8	: ETHIOPIA	: 7	: 2.566	: 2.573	: -	: 2.573
9	: GHANA	: 2	: 2.277	: 2.279	: -	: 2.279
10	: GUINEA	: 1	: 748	: 749	: -	: 749
11	: HOLLAND	: 6	: -	: 6	: -	: 6
12	: INDIA	: 24	: 728	: 752	: 15	: 767
13	: INDONESIA	: 1	: 1.144	: 1.145	: -	: 1.145
14	: IRELAND	: 14	: 1.383	: 1.397	: -	: 1.397
15	: ITALY	: 4	: 106	: 110	: -	: 110
16	: LIBERIA	: 10	: 223	: 233	: -	: 233
17	: MALAYA	: 3	: 612	: 615	: -	: 615
18	: MALI	: 1	: 573	: 574	: -	: 574
19	: MOROCCO	: 12	: 3.228	: 3.240	: -	: 3.240
20	: NEW ZEALAND	: -	: 1	: 1	: -	: 1
21	: NIGERIA	: 4	: -	: 4	: 703	: 707
22	: NORWAY	: 6	: 65	: 71	: 3	: 74
23	: PAKISTAN	: 41	: 499	: 540	: -	: 540
24	: SUDAN	: 4	: 393	: 397	: -	: 397
25	: SWEDEN	: 22	: 656	: 678	: -	: 678
26	: SWITZERLAND	: -	: 22	: 22	: -	: 22
27	: TUNISIA	: 1	: 2.678	: 2.679	: -	: 2.679
28	: U.A.R	: 1	: 518	: 519	: 1	: 520
29	: YUGOSLAVIA	: 1	: 20	: 21	: -	: 21
TOTAL		: 241	: 18.747	: 18.988	: 726	: 19714

Chief of Personnel(Mil)

Chief of Personnel (Mil) Branch

Date: 11 November 1960

STRENGTH OF CONTINGENTS

Sr.No.	COUNTRIES	HQ	DEPLOYED	TOTAL	EXPECTED	TOTAL
				STRENGTH:		
1	ARGENTINE	1	22	23	-	23
2	AUSTRIA	-	-	-	4	4
3	BRAZIL	-	20	20	-	20
4	BURMA	8	1	9	-	9
5	CANADA	44	241	285	-	285
6	CEYLON	9	-	9	-	9
7	DENMARK	14	23	37	-	37
8	ETHIOPIA	7	2.566	2.573	-	2.573
9	GHANA	2	2.277	2.279	-	2.279
10	GUINEA	1	748	749	-	749
11	HOLLAND	6	-	6	-	6
12	INDIA	24	728	752	15	767
13	INDONESIA	1	1.144	1.145	-	1.145
14	IRELAND	14	1.383	1.397	-	1.397
15	ITALY	4	106	110	-	110
16	LIBERIA	10	223	233	-	233
17	MALAYA	3	612	615	-	615
18	MALI	1	573	574	-	574
19	MOROCCO	12	3.228	3.240	-	3.240
20	NEW ZEALAND	-	1	1	-	1
21	NIGERIA	4	-	4	703	707
22	NORWAY	6	65	71	3	74
23	PAKISTAN	41	499	540	-	540
24	SUDAN	4	393	397	-	397
25	SWEDEN	22	656	678	-	678
26	SWITZERLAND	-	22	22	-	22
27	TUNISIA	1	2.678	2.679	-	2.679
28	U. A. R	1	518	519	1	520
29	YUGOSLAVIA	1	20	21	-	21
TOTAL		241	18.747	18.988	726	19714

Chief of Personnel(Mil)

## Chief of Personnel (Mil) Branch

Date: 11 November 1960

STRENGTH OF CONTINGENTS

Sr.No.	COUNTRIES	HQ	DEPLOYED	TOTAL	EXPECTED	TOTAL
				STRENGTH		
1	ARGENTINE	1	22	23	-	23
2	AUSTRIA	-	-	-	4	4
3	BRAZIL	-	20	20	-	20
4	BURMA	8	1	9	-	9
5	CANADA	44	241	285	-	285
6	CEYLON	9	-	9	-	9
7	DENMARK	14	23	37	-	37
8	ETHIOPIA	7	2.566	2.573	-	2.573
9	GHANA	2	2.277	2.279	-	2.279
10	GUINEA	1	748	749	-	749
11	HOLLAND	6	-	6	-	6
12	INDIA	24	728	752	15	767
13	INDONESIA	1	1.144	1.145	-	1.145
14	IRELAND	14	1.383	1.397	-	1.397
15	ITALY	4	106	110	-	110
16	LIBERIA	10	223	233	-	233
17	MALAYA	3	612	615	-	615
18	MALI	1	573	574	-	574
19	MOROCCO	12	3.228	3.240	-	3.240
20	NEW ZEALAND	-	1	1	-	1
21	NIGERIA	4	-	4	703	707
22	NORWAY	6	65	71	3	74
23	PAKISTAN	41	499	540	-	540
24	SUDAN	4	393	397	-	397
25	SWEDEN	22	656	678	-	678
26	SWITZERLAND	-	22	22	-	22
27	TUNISIA	1	2.678	2.679	-	2.679
28	U. A. R	1	518	519	1	520
29	YUGOSLAVIA	1	20	21	-	21
TOTAL		241	18.747	18.988	726	19714

Chief of Personnel (Mil)

SC

Chief of Personnel (Mil) Branch

Date: 9 November 1960

4

STRENGTH OF CONTINGENTS

Sr. No. :	COUNTRIES	HQ	DEPLOYED	TOTAL STRENGTH	EXPECTED	TOTAL
1.	ARGENTINE	1	22	23	-	23
2.	AUSTRIA	-	-	-	4	4
3.	BRAZIL	-	20	20	-	20
4.	BURMA	8	1	9	-	9
5.	CANADA	44	238	282	-	282
6.	CEYLON	9	-	9	-	9
7.	DENMARK	12	25	37	-	37
8.	ETHIOPIA	7	2,566	2,573	-	2,573
9.	GHANA	3	2,277	2,280	-	2,280
10.	GUINEA	1	748	749	-	749
11.	HOLLAND	6	-	6	-	6
12.	INDIA	24	728	752	15	767
13.	INDONESIA	1	1,144	1,145	-	1,145
14.	IRELAND	14	1,388	1,402	-	1,402
15.	ITALY	4	106	110	-	110
16.	LIBERIA	10	223	233	-	233
17.	MALAYA	3	612	615	-	615
18.	MALI	1	573	574	-	574
19.	MOROCCO	12	3,237	3,249	-	3,249
20.	NEW ZEALAND	-	1	1	-	1
21.	NIGERIA	3	-	3	703	706
22.	NORWAY	7	57	64	-	64
23.	PAKISTAN	41	409	540	-	540
24.	SUDAN	4	393	397	-	397
25.	SWEDEN	23	656	679	-	679
26.	SWITZERLAND	-	22	22	-	22
27.	TUNISIA	1	2,678	2,679	-	2,679
28.	U.A.R.	1	518	519	-	519
29.	YUGOSLAVIA	1	20	21	-	21
	TOTAL	241	18,752	18,993	722	19,715

Chief of Personnel (Mil)


PA.

Chief of Personnel (Mil) Branch

Date: 9 November 1960

STRENGTH OF CONTINGENTS

Sr. No. :	COUNTRIES	HQ	DEPLOYED	TOTAL STRENGTH	EXPECTED	TOTAL
1.	ARGENTINE	1	22	23	-	23
2.	AUSTRIA	-	-	-	4	4
3.	BRAZIL	-	20	20	-	20
4.	BURMA	8	1	9	-	9
5.	CANADA	44	238	282	-	282
6.	CEYLON	9	-	9	-	9
7.	DENMARK	12	25	37	-	37
8.	ETHIOPIA	7	2,566	2,573	-	2,573
9.	GHANA	3	2,277	2,280	-	2,280
10.	GUINEA	1	748	749	-	749
11.	HOLLAND	6	-	6	-	6
12.	INDIA	24	728	752	15	767
13.	INDONESIA	1	1,144	1,145	-	1,145
14.	IRELAND	14	1,388	1,402	-	1,402
15.	ITALY	4	106	110	-	110
16.	LIBERIA	10	223	233	-	233
17.	MALAYA	3	612	615	-	615
18.	MALI	1	573	574	-	574
19.	MOROCCO	12	3,237	3,249	-	3,249
20.	NEW ZEALAND	-	1	1	-	1
21.	NIGERIA	3	-	3	703	706
22.	NORWAY	7	57	64	-	64
23.	PAKISTAN	41	409	540	-	540
24.	SUDAN	4	393	397	-	397
25.	SWEDEN	23	656	679	-	679
26.	SWITZERLAND	-	22	22	-	22
27.	TUNISIA	1	2,678	2,679	-	2,679
28.	U.A.R.	1	518	519	-	519
29.	YUGOSLAVIA	1	20	21	-	21
	TOTAL	241	18,752	18,993	722	19,715


 Chief of Personnel (Mil)

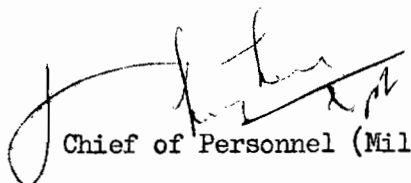
SE

Chief of Personnel (Mil) Branch

Date: 8 November 1960

STRENGTH OF CONTINGENTS

Sr. No.	COUNTRIES	HQ	DEPLOYED	TOTAL STRENGTH	EXPECTED	TOTAL
1.	ARGENTINE	1	22	23	-	23
2.	AUSTRIA	-	-	-	4	4
3.	BRAZIL	-	20	20	-	20
4.	BURMA	8	1	9	-	9
5.	CANADA	42	239	281	-	281
6.	CEYLON	9	-	9	-	9
7.	DENMARK	12	18	30	7	37
8.	ETHIOPIA	7	2,566	2,573	-	2,573
9.	GHANA	3	2,299	2,302	-	2,302
10.	GUINEA	1	748	749	-	749
11.	HOLLAND	6	-	6	-	6
12.	INDIA	25	729	754	15	769
13.	INDONESIA	1	1,151	1,152	-	1,152
14.	IRELAND	14	1,388	1,402	-	1,402
15.	ITALY	4	106	110	-	110
16.	LIBERIA	10	223	233	-	233
17.	MALAYA	3	612	615	-	615
18.	MALI	1	573	574	-	574
19.	MOROCCO	12	3,237	3,249	-	3,249
20.	NEW ZEALAND	-	1	1	-	1
21.	NIGERIA	3	-	3	703	706
22.	NORWAY	7	57	64	-	64
23.	PAKISTAN	41	409	540	-	540
24.	SUDAN	4	393	397	-	397
25.	SWEDEN	23	656	679	-	679
26.	SWITZERLAND	-	22	22	-	22
27.	TUNISIA	1	2,678	2,679	-	2,679
28.	U.A.R.	1	518	519	-	519
29.	YUGOSLAVIA	1	20	21	-	21
TOTAL		240	18,776	19,016	729	19,745

  
Chief of Personnel (Mil)

Chief of Personnel (Mil) Branch

Date: 6/7 November 1960

STRENGTH OF CONTINGENTS

Sr.No.	COUNTRIES	HQ	DEPLOYED	TOTAL	EXPECTED	TOTAL
				STRENGTH:		
1.	ARGENTINE	1	22	23	-	23
2.	AUSTRIA	-	-	-	4	4
3.	BRAZIL	-	20	20	-	20
4.	BURMA	8	1	9	-	9
5.	CANADA	42	238	280	-	280
6.	CEYLON	9	-	9	-	9
7.	DENMARK	12	18	30	7	37
8.	ETHIOPIA	7	2.566	2.573	-	2.573
9.	GHANA	3	2.299	2.302	-	2.302
10.	GUINEA	1	748	749	-	749
11.	HOLLAND	6	-	6	-	6
12.	INDIA	25	729	754	15	769
13.	INDONESIA	1	1.151	1.152	-	1.152
14.	IRELAND	14	1.388	1.402	-	1.402
15.	ITALY	4	106	110	-	110
16.	LIBERIA	10	223	233	-	233
17.	MALAYA	3	612	615	-	615
18.	MALI	1	573	574	-	574
19.	MOROCCO	12	3.237	3.249	-	3.249
20.	NEW ZEALAND	-	1	1	-	1
21.	NIGERIA	3	-	3	703	706
22.	NORWAY	7	57	64	-	64
23.	PAKISTAN	41	501	542	-	542
24.	SUDAN	4	393	397	-	397
25.	SWEDEN	23	656	679	-	679
26.	SWITZERLAND	-	22	22	-	22
27.	TUNISIA	1	2.678	2.679	-	2.679
28.	U. A. R.	1	518	519	-	519
29.	YUGOSLAVIA	1	20	21	-	21
TOTAL		240	18.777	19.017	729	19.746

Chief of Personnel(Mil).



Chief of Personnel (Military)

Dated 5 Nov 60

STRENGTH OF CONTINGENTS

Sr.No.	COUNTRIES	HQ	DEPLOYED	TOTAL	EXPECTED	TOTAL
:	:	:	:	STRENGTH:	:	:
1.	ARGENTINE	1	22	23	-	23
2.	AUSTRIA	-	-	-	4	4
3.	BRAZIL	-	20	20	-	20
4.	BURMA	8	1	9	-	9
5.	CANADA	42	238	280	-	280
6.	CEYLON	9	-	9	-	9
7.	DENMARK	12	18	30	7	37
8.	ETHIOPIA	7	2.566	2.573	-	2.573
9.	GHANA	3	2.317	2.320	-	2.320
10.	GUINEA	1	748	749	-	749
11.	HOLLAND	6	-	6	-	6
12.	INDIA	25	729	754	15	769
3.	INDONESIA	1	1.151	1.152	-	1.152
14.	IRELAND	14	1.388	1.402	-	1.402
15.	ITALY	4	106	110	-	110
16.	LIBERIA	10	223	233	-	233
17.	MALAYA	3	612	615	-	615
18.	MALI	1	573	574	-	574
19.	MOROCCO	12	3.237	3.249	-	3.249
20.	NEW ZEALAND	-	1	1	-	1
21.	NIGERIA	3	-	3	703	706
22.	NORWAY	7	57	64	-	64
23.	PAKISTAN	41	501	542	-	542
24.	SUDAN	4	393	397	-	397
25.	SWEDEN	23	656	679	-	679
26.	SWITZERLAND	-	22	22	-	22
27.	TUNISIA	1	2.678	2.679	-	2.679
28.	U.A.R.	1	518	519	-	519
29.	YUGOSLAVIA	1	20	21	-	21
TOTAL		240	18.795	19.035	729	19.764

50.

Chief of Personnel (Mil) Branch

Date: 3 November 1960

STRENGTH OF CONTINGENTS

Sr.No.	COUNTRIES	HQ	DEPLOYED	TOTAL STRENGTH	EXPECTED	TOTAL
1.	ARGENTINE	1	22	23	-	23
2.	AUSTRIA	-	-	-	4	4
3.	BRAZIL	-	20	20	air-2	20
4.	BURMA	8	1	9	-	9
5.	CANADA	42	237	279	-	279
6.	CEYLON	9	-	9	-	9
7.	DENMARK	14	18	32	7	39
8.	ETHIOPIA	7	2.566	2.573	-	2.573
9.	GHANA	3	2.340	2.343	-	2.343
10.	GUINEA	1	748	749	-	749
11.	HOLLAND	6	-	6	-	6
	INDIA	25	729	754	15 air-2	769
13.	INDONESIA	1	1.151	1.152	-	1.152
14.	IRELAND	14	1.388	1.402	-	1.402
15.	ITALY	4	94	98	-	98
16.	LIBERIA	10	223	233	-	233
17.	MALAYA	3	612	615	-	615
18.	MALI	1	573	574	-	574
19.	MOROCCO	12	3.237	3.249	-	3.249
20.	NEW ZEALAND	-	1	1	-	1
21.	NIGERIA	2	-	2	704	706
22.	NORWAY	3	61	64	1790-2	64
23.	PAKISTAN	41	501	542	-	542
24.	SUDAN	4	393	397	-	397
25.	SWEDEN	23	656	679	air-2	679
26.	SWITZERLAND	-	22	22	-	22
27.	TUNISIA	1	2.678	2.679	-	2.679
28.	U. A. R.	1	518	519	-	519
29.	YUGOSLAVIA	1	20	21	-	21
	TOTAL	237	18.809	19.046	730	19.776

Chief of Personnel (Mil)

*[Signature]*

Pa

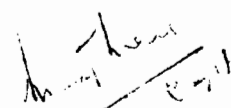
6007/SC

Chief of Personnel (Mil) Branch

Date: 3 November 1960

STRENGTH OF CONTINGENTS

Sr.No.	COUNTRIES	HQ	DEPLOYED	TOTAL STRENGTH	EXPECTED	TOTAL
1.	ARGENTINE	1	22	23	-	23
2.	AUSTRIA	-	-	-	4	4
3.	BRAZIL	-	20	20	-	20
4.	BURMA	8	1	9	-	9
5.	CANADA	42	237	279	-	279
6.	CEYLON	9	-	9	-	9
7.	DENMARK	14	18	32	7	39
8.	ETHIOPIA	7	2.566	2.573	-	2.573
9.	GHANA	3	2.340	2.343	-	2.343
10.	GUINEA	1	748	749	-	749
11.	HOLLAND	6	-	6	-	6
12.	INDIA	25	729	754	15	769
13.	INDONESIA	1	1.151	1.152	-	1.152
14.	IRELAND	14	1.388	1.402	-	1.402
15.	ITALY	4	94	98	-	98
16.	LIBERIA	10	223	233	-	233
17.	MALAYA	3	612	615	-	615
18.	MALI	1	573	574	-	574
19.	MOROCCO	12	3.237	3.249	-	3.249
20.	NEW ZEALAND	-	1	1	-	1
21.	NIGERIA	2	-	2	704	706
22.	NORWAY	3	61	64	-	64
23.	PAKISTAN	41	501	542	-	542
24.	SUDAN	4	393	397	-	397
25.	SWEDEN	23	656	679	-	679
26.	SWITZERLAND	-	22	22	-	22
27.	TUNISIA	1	2.678	2.679	-	2.679
28.	U.A.R.	1	518	519	-	519
29.	YUGOSLAVIA	1	20	21	-	21
	TOTAL	237	18.809	19.046	730	19.776


  
 Chief of Personnel (Mil)

## Chief of Personnel (Mil) Branch

Date: 2 November 1960

STRENGTH OF CONTINGENTS

Sr.No.:	COUNTRIES	HQ	DEPLOYED	TOTAL STRENGTH	EXPECTED	TOTAL
1.	ARGENTINE	1	22	23	-	23
2.	AUSTRIA	-	-	-	4	4
3.	BRAZIL	-	20	20	-	20
4.	BURMA	8	1	9	-	9
5.	CANADA	42	238	280	-	280
6.	CEYLON	9	-	9	-	9
7.	DENMARK	14	18	32	7	39
8.	ETHIOPIA	7	2.566	2.573	-	2.573
9.	GHANA	3	2.340	2.343	-	2.343
10.	GUINEA	1	748	749	-	749
11.	HOLLAND	6	-	6	-	6
12.	INDIA	25	729	754	15	769
13.	INDONESIA	1	1.151	1.152	-	1.152
14.	IRELAND	14	1.388	1.402	-	1.402
15.	ITALY	4	94	98	-	98
16.	LIBERIA	10	223	233	-	233
17.	MALAYA	3	9	12	603	615
18.	MALI	1	573	574	-	574
19.	MOROCCO	12	3.237	3.249	-	3.249
20.	NEW ZEALAND	-	1	1	-	1
21.	NIGERIA	2	-	2	704	706
22.	NORWAY	3	61	64	-	64
23.	PAKISTAN	41	501	542	-	542
24.	SUDAN	4	393	397	-	397
25.	SWEDEN	23	656	679	-	679
26.	SWITZERLAND	-	22	22	-	22
27.	TUNISIA	1	2.678	2.679	-	2.679
28.	U.A.R.	1	518	519	-	519
29.	YUGOSLAVIA	1	20	21	-	21
TOTAL		237	18.207	18.444	1.333	19.777



 Chief of Personnel (Mil)

## Chief of Personnel (Mil) Branch

Date: 2 November 1960

STRENGTH OF CONTINGENTS

Sr.No.:	COUNTRIES	HQ	DEPLOYED	TOTAL STRENGTH	EXPECTED	TOTAL
1.	ARGENTINE	1	22	23	-	23
2.	AUSTRIA	-	-	-	4	4
3.	BRAZIL	-	20	20	-	20
4.	BURMA	8	1	9	-	9
5.	CANADA	42	238	280	-	280
6.	CEYLON	9	-	9	-	9
7.	DENMARK	14	18	32	7	39
8.	ETHIOPIA	7	2.566	2.573	-	2.573
9.	GHANA	3	2.340	2.343	-	2.343
10.	GUINEA	1	748	749	-	749
11.	HOLLAND	6	-	6	-	6
12.	INDIA	25	729	754	15	769
13.	INDONESIA	1	1.151	1.152	-	1.152
14.	IRELAND	14	1.388	1.402	-	1.402
15.	ITALY	4	94	98	-	98
16.	LIBERIA	10	223	233	-	233
17.	MALAYA	3	9	12	603	615
18.	MALI	1	573	574	-	574
19.	MOROCCO	12	3.237	3.249	-	3.249
20.	NEW ZEALAND	-	1	1	-	1
21.	NIGERIA	2	-	2	704	706
22.	NORWAY	3	61	64	-	64
23.	PAKISTAN	41	501	542	-	542
24.	SUDAN	4	393	397	-	397
25.	SWEDEN	23	656	679	-	679
26.	SWITZERLAND	-	22	22	-	22
27.	TUNISIA	1	2.678	2.679	-	2.679
28.	U.A.R.	1	518	519	-	519
29.	YUGOSLAVIA	1	20	21	-	21
TOTAL		237	18.207	18.444	1.333	19.777


 Chief of Personnel (Mil)

Chief of Personnel (Mil) Branch

Date: 1 November 1960

STRENGTH OF CONTINGENTS

Sr.No.	COUNTRIES	HQ	DEPLOYED	TOTAL STRENGTH	EXPECTED	TOTAL
1.	ARGENTINE	1	22	23	-	23
2.	AUSTRIA	-	-	-	4	4
3.	BRAZIL	-	20	20	-	20
4.	BURMA	8	1	9	-	9
5.	CANADA	42	238	280	-	280
6.	CEYLON	9	-	9	-	9
7.	DENMARK	14	18	32	1	33
8.	ETHIOPIA	7	2.566	2.573	-	2.573
9.	GHANA	3	2.265	2.268	-	2.268
10.	GUINEA	1	748	749	-	749
11.	HOLLAND	6	-	6	-	6
12.	INDIA	25	729	754	-	754
13.	INDONESIA	1	1.151	1.152	-	1.152
14.	IRELAND	14	1.388	1.402	-	1.402
15.	ITALY	4	94	98	-	98
16.	LIBERIA	10	223	233	-	233
17.	MALAYA	3	9	12	603	615
18.	MALI	1	573	574	-	574
19.	MOROCCO	12	3.237	3.249	-	3.249
20.	NEW ZEALAND	-	1	1	-	1
21.	NIGERIA	2	-	2	704	706
22.	NORWAY	7	58	65	-	65
23.	PAKISTAN	41	501	542	-	542
24.	SUDAN	4	393	397	-	397
25.	SWEDEN	23	656	679	-	679
26.	SWITZERLAND	-	22	22	-	22
27.	TUNISIA	1	2.678	2.679	-	2.679
28.	U.A.R.	1	518	519	-	519
29.	YUGOSLAVIA	1	20	21	-	21
TOTAL		241	18.129	18.370	1.312	19.682

Chief of Personnel (Mil)

Chief of Personnel (Mil) Branch

Date: 1 November 1960

STRENGTH OF CONTINGENTS

Sr.No.	COUNTRIES	HQ	DEPLOYED	TOTAL STRENGTH	EXPECTED	TOTAL
1.	ARGENTINE	1	22	23	-	23
2.	AUSTRIA	-	-	-	4	4
3.	BRAZIL	-	20	20	-	20
4.	BURMA	8	1	9	-	9
5.	CANADA	42	238	280	-	280
6.	CEYLON	9	-	9	-	9
7.	DENMARK	14	18	32	1	33
8.	ETHIOPIA	7	2.566	2.573	-	2.573
9.	GHANA	3	2.265	2.268	-	2.268
10.	GUINEA	1	748	749	-	749
11.	HOLLAND	6	-	6	-	6
12.	INDIA	25	729	754	-	754
13.	INDONESIA	1	1.151	1.152	-	1.152
14.	IRELAND	14	1.388	1.402	-	1.402
15.	ITALY	4	94	98	-	98
16.	LIBERIA	10	223	233	-	233
17.	MALAYA	3	9	12	603	615
18.	MALI	1	573	574	-	574
19.	MOROCCO	12	3.237	3.249	-	3.249
20.	NEW ZEALAND	-	1	1	-	1
21.	NIGERIA	2	-	2	704	706
22.	NORWAY	7	58	65	-	65
23.	PAKISTAN	41	501	542	-	542
24.	SUDAN	4	393	397	-	397
25.	SWEDEN	23	656	679	-	679
26.	SWITZERLAND	-	22	22	-	22
27.	TUNISIA	1	2.678	2.679	-	2.679
28.	U.A.R.	1	518	519	-	519
29.	YUGOSLAVIA	1	20	21	-	21
TOTAL		241	18.129	18.370	1.312	19.682

Chief of Personnel (Mil)

5e

Chief of Personnel (Mil) Branch

Date: 30/31 October 1960

STRENGTH OF CONTINGENTS

Sr.No. :	COUNTRIES :	HQ :	DEPLOYED :	TOTAL :	EXPECTED :	TOTAL :
:	:	ONUC :	:	STRENGTH;	:	:
1.	ARGENTINE	1	22	23	-	23
2.	AUSTRIA	-	-	-	4	4
3.	BRAZIL	-	20	20	-	20
4.	BURMA	8	1	9	-	9
5.	CANADA	42	237	279	-	279
6.	CEYLON	9	-	9	-	9
7.	DENMARK	12	18	30	1	31
8.	ETHIOPIA	7	2.566	2.573	-	2.573
9.	GHANA	2	2.265	2.267	-	2.267
10.	GUINEA	1	748	749	-	749
11.	HOLLAND	6	-	6	-	6
12.	INDIA	25	729	754	-	754
13.	INDONESIA	1	1.151	1.152	-	1.152
14.	IRELAND	14	1.388	1.402	-	1.402
15.	ITALY	4	94	98	-	98
16.	LIBERIA	10	223	233	-	233
17.	MALAYA	3	9	12	594	606
18.	MALI	1	573	574	-	574
19.	MOROCCO	12	3.237	3.249	-	3.249
20.	NEW ZEALAND	-	1	1	-	1
21.	NIGERIA	2	-	2	704	706
22.	NORWAY	7	49	56	-	56
23.	PAKISTAN	41	501	542	-	542
24.	SUDAN	4	393	397	-	397
25.	SWEDEN	23	656	679	-	679
26.	SWITZERLAND	-	22	22	-	22
27.	TUNISIA	1	2.678	2.679	-	2.679
28.	U. A. R.	1	518	519	-	519
29.	YUGOSLAVIA	1	20	21	-	21
TOTAL		238	18.119	18.357	1.303	19.660

Chief of Personnel (Mil)




Chief of Personnel (Mil) Branch

Date: 30/31 October 1960

STRENGTH OF CONTINGENTS

Sr.No.	COUNTRIES	HQ ONUC	DEPLOYED	TOTAL STRENGTH	EXPECTED	TOTAL
1.	ARGENTINE	1	22	23	-	23
2.	AUSTRIA	-	-	-	4	4
3.	BRAZIL	-	20	20	-	20
4.	BURMA	8	1	9	-	9
5.	CANADA	42	237	279	-	279
6.	CEYLON	9	-	9	-	9
7.	DENMARK	12	18	30	1	31
8.	ETHIOPIA	7	2.566	2.573	-	2.573
9.	GHANA	2	2.265	2.267	-	2.267
10.	GUINEA	1	748	749	-	749
11.	HOLLAND	6	-	6	-	6
12.	INDIA	25	729	754	-	754
13.	INDONESIA	1	1.151	1.152	-	1.152
14.	IRELAND	14	1.388	1.402	-	1.402
15.	ITALY	4	94	98	-	98
16.	LIBERIA	10	223	233	-	233
17.	MALAYA	3	9	12	594	606
18.	MALI	1	573	574	-	574
19.	MOROCCO	12	3.237	3.249	-	3.249
20.	NEW ZEALAND	-	1	1	-	1
21.	NIGERIA	2	-	2	704	706
22.	NORWAY	7	49	56	-	56
23.	PAKISTAN	41	501	542	-	542
24.	SUDAN	4	393	397	-	397
25.	SWEDEN	23	656	679	-	679
26.	SWITZERLAND	-	22	22	-	22
27.	TUNISIA	1	2.678	2.679	-	2.679
28.	U. A. R.	1	518	519	-	519
29.	YUGOSLAVIA	1	20	21	-	21
TOTAL		238	18.119	18.357	1.303	19.660



 Chief of Personnel (Mil)

## Chief of Personnel (Mil) Branch

Date: 28 October 1960

STRENGTH OF CONTINGENTS

Sr.No.	COUNTRIES	HQ	DEPLOYED	TOTAL STRENGTH	EXPECTED	TOTAL
1.	ARGENTINE	1	22	23	-	23
2.	AUSTRIA	-	-	-	4	4
3.	BRAZIL	-	20	20	-	20
4.	BURMA	8	1	9	-	9
5.	CANADA	42	237	279	-	279
6.	CEYLON	9	-	9	-	9
7.	DENMARK	12	18	30	1	31
8.	ETHIOPIA	7	2.566	2.573	-	2.573
9.	GHANA	2	2.359	2.361	-	2.361
10.	GUINEA	1	748	749	-	749
11.	HOLLAND	6	-	6	-	6
12.	INDIA	25	729	754	-	754
13.	INDONESIA	1	1.151	1.152	-	1.152
14.	IRELAND	14	1.388	1.402	-	1.402
15.	ITALY	4	94	98	-	98
16.	LIBERIA	10	223	233	-	233
17.	MALAYA	3	9	12	594	606
18.	MALI	1	573	574	-	574
19.	MOROCCO	12	3.237	3.249	-	3.249
20.	NEW ZEALAND	-	1	1	-	1
21.	NIGERIA	2	-	2	704	706
22.	NORWAY	7	49	56	-	56
23.	PAKISTAN	41	501	542	-	542
24.	SUDAN	4	393	397	-	397
25.	SWEDEN	23	656	679	-	679
26.	SWITZERLAND	-	22	22	-	22
27.	TUNISIA	1	2.678	2.679	-	2.679
28.	U. A. R.	1	518	519	-	519
29.	YUGOSLAVIA	1	20	21	-	21
TOTAL		238	18.213	18.451	1.303	19.754


 Chief of Personnel (Mil)

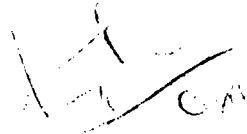
Chief of Personnel (Mil) Branch

Date: 27 October 1960

14

STRENGTH OF CONTINGENTS

Sr.No. :	COUNTRIES	HQ	DEPLOYED	TOTAL STRENGTH	EXPECTED	TOTAL
1.	ARGENTINE	1	22	23	-	23
2.	AUSTRIA	-	-	-	4	4
3.	BRAZIL	-	20	20	-	20
4.	BURMA	8	1	9	-	9
5.	CANADA	43	237	280	-	280
6.	CEYLON	9	-	9	-	9
7.	DENMARK	12	18	30	1	31
8.	ETHIOPIA	7	2.566	2.573	-	2.573
9.	GHANA	2	2.359	2.361	-	2.361
10.	GUINEA	1	748	749	-	749
11.	HOLLAND	6	-	6	-	6
12.	INDIA	25	729	754	-	754
13.	INDONESIA	1	1.151	1.152	-	1.152
14.	IRELAND	15	1.388	1.403	-	1.403
15.	ITALY	4	94	98	-	98
16.	LIBERIA	11	223	234	-	234
17.	MALAYA	3	9	12	594	606
18.	MALI	1	573	574	-	574
19.	MOROCCO	12	3.237	3.249	-	3.249
20.	NEW ZEALAND	-	1	1	-	1
21.	NIGERIA	2	-	2	704	706
22.	NORWAY	7	49	56	-	56
23.	PAKISTAN	41	501	542	-	542
24.	SUDAN	4	393	397	-	397
25.	SWEDEN	23	656	679	-	679
26.	SWITZERLAND	-	22	22	-	22
27.	TUNISIA	1	2.678	2.679	-	2.679
28.	U.A.R.	1	518	519	-	519
29.	YUGOSLAVIA	1	20	21	-	21
TOTAL		241	18.213	18.454	1.303	19.757


  
 Chief of Personnel (Mil)
~~SECRET~~ ANNEX

Chief of Personnel (Mil) Branch

Date: 26 October 1960

STRENGTH OF CONTINGENTS

Sr.No.	COUNTRIES	HQ	DEPLOYED	TOTAL STRENGTH	EXPECTED	TOTAL
1.	ARGENTINE	1	22	23	-	23
2.	AUSTRIA	-	-	-	4	4
3.	BRAZIL	-	20	20	-	20
4.	BURMA	8	1	9	-	9
5.	CANADA	43	237	280	-	280
6.	CEYLON	9	-	9	-	9
7.	DENMARK	12	18	30	1	31
8.	ETHIOPIA	7	2.566	2.573	-	2.573
9.	GHANA	2	2.359	2.361	-	2.361
10.	GUINEA	1	748	749	-	749
11.	HOLLAND	6	-	6	-	6
12.	INDIA	25	729	754	-	754
13.	INDONESIA	1	1.151	1.152	-	1.152
14.	IRELAND	15	1.388	1.403	-	1.403
15.	ITALY	6	149	155	-	155
16.	LIBERIA	11	223	234	-	234
17.	MALAYA	3	9	12	594	606
18.	MALI	1	573	574	-	574
19.	MOROCCO	12	3.237	3.249	-	3.249
20.	NEW ZEALAND	-	1	1	-	1
21.	NIGERIA	2	-	2	704	706
22.	NORWAY	7	49	56	-	56
23.	PAKISTAN	41	501	542	-	542
24.	SUDAN	4	393	397	-	397
25.	SWEDEN	23	656	679	-	679
26.	SWITZERLAND	-	22	22	-	22
27.	TUNISIA	1	2.678	2.679	-	2.679
28.	U.A.R.	1	518	519	-	519
29.	YUGOSLAVIA	1	20	21	-	21
: TOTAL		: 243	: 18.268	: 18.511	: 1.303	: 19.814

  
 Chief of Personnel (Mil)

SEE ANNEX

ANNEX

- A. For HQ figures DENMARK and HOLLAND, personnel in Medical Stores working directly under Medical HQ has been shown in the strength
- B. For MALAYA, personnel awaiting arrival of main party are shown in deployed column.
- C. Increase in PAKISTAN HQ figures are reflected by temporary attachments and addition of HQ Tpt Coy.

NOTE: Figures shown in HQ column represent all mil personnel working in HQ ONUC or directly under branches HQ ONUC.

PA

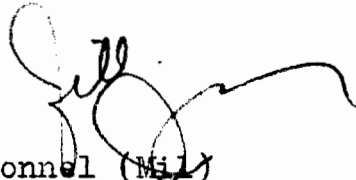
6001/11/5C

Chief of Personnel (Mil) Branch

Date: 25 October 1960

STRENGTH OF CONTINGENTS

Sr.No.	COUNTRIES	HQ	DEPLOYED	TOTAL STRENGTH	EXPECTED	TOTAL
1.	ARGENTINE	1	22	23	-	23
2.	AUSTRIA	-	-	-	4	4
3.	BRAZIL	-	20	20	-	20
4.	BURMA	8	1	9	-	9
5.	CANADA	43	237	280	-	280
6.	CEYLON	9	-	9	-	9
7.	DENMARK	4	26	30	1	31
8.	ETHIOPIA	7	2.566	2.573	-	2.573
9.	GHANA	2	2.408	2.410	-	2.410
10.	GUINEA	1	748	749	-	749
11.	HOLLAND	1	5	6	-	6
12.	INDIA	25	729	754	-	754
13.	INDONESIA	1	1.151	1.152	-	1.152
14.	IRELAND	15	1.388	1.403	-	1.403
15.	ITALY	4	149	153	-	153
16.	LIBERIA	11	223	234	-	234
17.	MALAYA	12	-	12	594	606
18.	MALI	1	573	574	-	574
19.	MOROCCO	12	3.237	3.249	-	3.249
20.	NEW ZEALAND	-	1	1	-	1
21.	NIGERIA	2	-	2	704	706
22.	NORWAY	5	51	56	-	56
23.	PAKISTAN	12	530	542	-	542
24.	SUDAN	4	393	397	-	397
25.	SWEDEN	28	653	681	-	681
26.	SWITZERLAND	-	22	22	-	22
27.	TUNISIA	1	2.678	2.679	-	2.679
28.	U.A.R.	1	518	519	-	519
29.	YUGOSLAVIA	1	20	21	-	21
	TOTAL	211	18.349	18.560	1.303	19.863


 Chief of Personnel (Mil)

PA

6001/11/SC

Chief of Personnel (Mil) Branch

Date: 23/24 October 1960

STRENGTH OF CONTINGENTS

Sr.No.	COUNTRIES	HQ	DEPLOYED	TOTAL STRENGTH	EXPECTED	TOTAL
1.	ARGENTINE	1	22	23	-	23
2.	AUSTRIA	-	-	-	4	4
3.	BRAZIL	-	20	20	-	20
4.	BURMA	8	1	9	-	9
5.	CANADA	40	237	277	-	277
6.	CEYLON	9	-	9	-	9
7.	DENMARK	4	26	30	1	31
8.	ETHIOPIA	7	2.566	2.573	-	2.573
9.	GHANA	2	2.408	2.410	-	2.410
10.	GUINEA	1	748	749	-	749
11.	HOLLAND	1	5	6	-	6
12.	INDIA	25	729	754	-	754
13.	INDONESIA	1	1.151	1.152	-	1.152
14.	IRELAND	15	1.388	1.403	-	1.403
15.	ITALY	4	149	153	-	153
16.	LIBERIA	11	223	234	-	234
17.	MALAYA	12	-	12	594	606
18.	MALI	1	573	574	-	574
19.	MOROCCO	12	3.237	3.249	-	3.249
20.	NEW ZEALAND	-	1	1	-	1
21.	NIGERIA	1	-	1	705	706
22.	NORWAY	5	51	56	-	56
23.	PAKISTAN	12	530	542	-	542
24.	SUDAN	4	393	397	-	397
25.	SWEDEN	28	653	681	-	681
26.	SWITZERLAND	-	22	22	-	22
27.	TUNISIA	1	2.678	2.679	-	2.679
28.	U. A. R.	1	518	519	-	519
29.	YUGOSLAVIA	1	20	21	-	21
	TOTAL	207	18.349	18.556	1.304	19.860

File  
Jens

Chief of Personnel (Mil)  
Cpt

DAILY STRENGTH RETURN

AS AT 241200 hrs  
.....

TO BE AT HQ UNO BY 2000 HOURS

600/11/52

U N I T	OFFICERS	BNCOS	MEN	TOTAL
POSTED STR GHANA BDE	83	5	2271	2359
1 GHANA R	19		668	687
<del>2 GHANA</del> Recce Sqn	4		20	24
3 GHANA R	20		616	636
FD SQN & 2 Ghana R	14		294	308
Hq STAFF & EDN	9	2	31	42
REFERENCE PL			34	34
SIGNALS	1		53	54
MEDICAL	4		31	35
S & T	2		48	50
ORDNANCE & GAPS	1		9	10
PRO		2	16	18
EME	1	1	30	32
GHANA POLICE	6		347	353
TOTAL FIGHTING STR GHANA BDE	81	5	2197	2283
HOSPITAL			31	31
COURSE/LEAVE	1		24	25
DUTY	1		19	20
TOTAL GHANA BDE	83	5	2271	2359
UNDER COMMAND				
SUDANESE	16		378	394
TUNISIANS	8		472	480
TOTAL UNOC BDE	105	5	3047	3157

ONUC HQ In 241850  
 Serial Number 65  
 For Action : C  
 As Info : C / M 1346  
 M 9



6001/11/SC

DAILY STRENGTH RETURN

AS AT 201200 hrs  
.....

TO BE AT HQ UNO BY 2000 HOURS

46

U N I T	OFFICERS	BNCOS	MEN	T O T A L
POSTED STR GHANA BDE	82	5	2297	2384
1 GHANA R	18		670	688
<del>2 GHANA R</del> Recce Sqn	4		20	24
3 GHANA R	20		616	636
FD SQN & 2 Ghana R	15		319	334
HQ STAFF & EDN	8	2	32	42
REFERENCE PL			35	35
SIGNALS	1		50	51
MEDICAL	3		38	41
S & T	2		49	51
ORDNANCE & GAPS	1		9	10
PRO		2	16	18
EME	1	1	30	32
GHANA POLICE	6		338	344
TOTAL FIGHTING STR GHANA BDE	79	5	2222	2306
HOSPITAL			27	27
COURSE/LEAVE	1		29	30
DUTY	2		19	21
TOTAL GHANA BDE	82	5	2297	2384
UNDER COMMAND				
SUDANESE	16		378	394
TUNISIANS	2		195	197
TOTAL UNOC BDE	97	5	2795	2897

ONUC HQ In	201846
Serial Number	86
For Action : C	M9
As Info : C	
M	3,4,6

591  
2306  
591

sc

Chief of Personnel (Mil) Branch

Date: 18 October 1960

69

STRENGTH OF CONTINGENTS

Sr.No.	COUNTRIES	HQ ONUC	DEPLOYED	TOTAL STRENGTH	EXPECTED	TOTAL
1.	ARGENTINA	1	22	23	-	23
2.	AUSTRIA	-	-	-	4	4
3.	BRAZIL	-	10	10	10	20
4.	BURMA	8	1	9	-	9
5.	CANADA	41	237	278	-	278
6.	CEYLON	9	-	9	-	9
7.	DENMARK	4	26	30	1	31
8.	ETHIOPIA	5	2.566	2.571	-	2.571
9.	GHANA	4	2.530	2.534	254	2.788
10.	GUINEA	1	748	749	-	749
.	HOLLAND	1	5	6	-	6
12.	INDIA	25	728	753	-	753
13.	INDONESIA	1	1.151	1.152	-	1.152
14.	IRELAND	15	1.388	1.403	-	1.403
15.	ITALY	1	143	144	-	144
16.	LIBERIA	10	224	234	-	234
17.	MALAYA	12	-	12	594	606
18.	MALI	1	576	577	-	577
19.	MOROCCO	12	3.237	3.249	-	3.249
20.	NEW ZEALAND	-	1	1	-	1
21.	NIGERIA	1	-	1	700	701
22.	NORWAY	5	48	53	-	53
23.	PAKISTAN	13	530	543	-	543
24.	SUDAN	4	393	397	-	397
25.	SWEDEN	25	653	678	-	678
26.	SWITZERLAND	-	22	22	-	22
27.	TUNISIA	1	2.678	2.679	-	2.679
28.	U. A. R.	1	518	519	-	519
29.	YUGOSLAVIA	1	20	21	-	21
	: TOTAL	: 202	: 18.455	: 18.657	: 1.563	20.220

Chief of Personnel (Mil)

*[Handwritten signature]*

Sc

Chief of Personnel (Mil) Branch

Date: 13 October 1960


STRENGTH OF CONTINGENTS

Sr.NO.	COUNTRIES	HQ ONUC	DEPLOYED	TOTAL STRENGTH	EXPECTED	TOTAL
1.	ARGENTINA	1	22	23	-	23
2.	AUSTRIA	-	-	-	4	4
3.	BRAZIL	-	10	10	10	20
4.	BURMA	8	1	9	-	9
5.	CANADA	39	234	273	-	273
6.	CEYLON	9	-	9	-	9
7.	DENMARK	4	26	30	1	31
8.	ETHIOPIA	5	2.566	2.571	-	2.571
9.	GHANA	4	2.647	2.651	254	2.905
10.	GUINEA	1	748	749	-	749
11.	HOLLAND	1	5	6	-	6
12.	INDIA	25	728	753	-	753
13.	INDONESIA	1	1.151	1.152	-	1.152
14.	IRELAND	7	1.384	1.391	-	1.391
15.	ITALY	1	96	97	-	97
16.	LIBERIA	10	224	234	-	234
17.	MALAYA	8	-	8	598	606
18.	MALI	1	576	577	-	577
19.	MOROCCO	12	3.237	3.249	-	3.249
20.	NEW ZEALAND	-	1	1	-	1
21.	NIGERIA	1	-	1	712	713
22.	NORWAY	5	48	53	-	53
23.	PAKISTAN	13	530	543	-	543
24.	SUDAN	4	393	397	-	397
25.	SWEDEN	25	653	678	-	678
26.	SWITZERLAND	-	22	22	-	22
27.	TUNISIA	1	2.661	2.662	-	2.662
28.	U.A.R.	1	518	519	-	519
29.	YUGOSLAVIA	1	20	21	-	21
	TOTAL	188	18.501	18.689	1.579	20.268



Chief of Personnel (Mil)

Chief of Personnel (Mil) Branch

Date: 12 October 1960


STRENGTH OF CONTINGENTS

Sr.No.	COUNTRIES	HQ ONUC	DEPLOYED	TOTAL STRENGTH	EXPECTED	TOTAL
1.	ARGENTINA	1	22	23	-	23
2.	AUSTRIA	-	-	-	4	4
3.	BRAZIL	-	10	10	10	20
4.	BURMA	8	1	9	-	9
5.	CANADA	38	234	272	-	272
6.	CEYLON	9	-	9	-	9
7.	DENMARK	4	26	30	1	31
8.	ETHIOPIA	5	2.566	2.571	-	2.571
9.	GHANA	4	2.647	2.651	254	2.905
10.	GUINEA	1	748	749	-	749
11.	HOLLAND	1	5	6	-	6
12.	INDIA	25	728	753	-	753
13.	INDONESIA	1	1.151	1.152	-	1.152
14.	IRELAND	7	1.384	1.391	-	1.391
15.	ITALY	1	96	97	-	97
16.	LIBERIA	10	224	234	-	234
17.	MALAYA	8	-	8	598	606
18.	MALI	1	576	577	-	577
19.	MOROCCO	12	3.237	3.249	-	3.249
20.	NEW ZEALAND	-	1	1	-	1
21.	NIGERIA	1	-	1	712	713
22.	NORWAY	5	48	53	-	53
23.	PAKISTAN	13	530	543	-	543
24.	SUDAN	4	393	397	-	397
25.	SWEDEN	25	653	678	-	678
26.	SWITZERLAND	-	22	22	-	22
27.	TUNISIA	1	2.661	2.662	-	2.662
28.	U. A. R.	1	518	519	-	519
29.	YUGOSLAVIA	-	20	20	1	21
: TOTAL		: 186	: 18.501	: 18.687	: 1.580	: 20.267


 Chief of Personnel (Mil)
 

DAILY STRENGTH RETURN  
AS AT ...031800 hrs.....  
TO BE AT HQ UNO BY 2000 HOURS

S. No 27  
In: 040650 Z  
Action: M4  
A-F: CA  
M1, M3

6004/11/SC

UNIT	OFFICERS	BNCOS	MEN	TOTAL
POSTED STR GHANA BDE	92	3	2517	2612
1 GHANA R	20		569	589
2 GHANA R	24		575	599
3 GHANA R	20		590	610
FD SQN			14	14
HQ STAFF & EDN	6		31	37
DEF PL			34	34
SIGNALS	1		51	52
MEDICAL	2		38	40
S & T	2		49	51
ORDNANCE & GAPS	1		9	10
PRO		2	15	17
EME	1	1	27	29
GHANA POLICE	5		345	350
TOTAL FIGHTING STR GHANA BDE	82	3	2347	2432
HOSPITAL	-		32	32
COURSE/LEAVE	4		115	119
DUTY	6		23	29
TOTAL GHANA BDE	92	3	2517	2612
UNDER COMMAND				
SUDANESE	15		378	393
TUNISIANS	2		195	197
TOTAL UNOC BDE	99	3	2920	3022

*[Handwritten signature]*

**DAILY STRENGTH RETURN**  
**AS AT ...061800 HRS...**  
**TO BE AT HQ UNO FY 2000 HOURS**

ONUC HQ In 061850Z

Serial Number 93

Per Action C

As Info: C 1

M 1336

M9

6001/11/SC

UNIT	OFFICERS	BNCOS	MEN	TOTAL
POSTED STR GHANA BDE	92	3	2528	2623
1 GHANA R	19		596	615
2 GHANA R	24		569	593
3 GHANA R	20		592	612
FD SQN			14	14
HQ STAFF & EDN	7		29	36
DEF PL			34	34
SIGNALS	1		51	52
MEDICAL	2		36	38
S & T	2		48	50
ORDNANCE & GAPS	1		9	10
PRO		2	15	17
EME	1	1	27	29
GHANA POLICE	5		344	349
TOTAL FIGHTING STR GHANA BDE	82	3	2364	2449
HOSPITAL			28	28
COURSE/LEAVE	4		115	119
DUTY	6		21	27
TOTAL GHANA BDE	92	3	2528	2623
UNDER COMMAND				
SUDANESE	15		378	393
TUNISIANS	2		195	197
TOTAL UNOC BDE	99	3	2937	3039

*Signature*

600/11/SC

DAILY STRENGTH RETURN

AS AT .....071800 hrs....

TO BE AT HQ UNO BY 2000 HOURS

UNIT	OFFICERS	BNCOS	MEN	TOTAL
POSTED STR GHANA BDE	92	3	2528	2623
1 GHANA R	19		596	615
2 GHANA R	23		567	590
3 GHANA R	20		624	644
FD SQN			14	14
HQ STAFF & EDN	7		30	37
DEF PL			34	34
SIGNALS	1		51	52
MEDICAL	2		36	38
S & T	2		47	49
ORDNANCE & GAPS	1		9	10
PRO		2	15	17
EME	1	1	27	29
GHANA POLICE	5		345	350
TOTAL FIGHTING STR GHANA BDE	81	3	2395	2479
HOSPITAL			28	28
COURSE/LEAVE	4		83	87
DUTY	7		22	29
TOTAL GHANA BDE	92	3	2528	2623
UNDER COMMAND				
SEDAISE	15		378	393
TUNISIANS	2		195	197
TOTAL UNOC BDE	98	3	2968	3069

ONUC HQ In	071835
Serial Number	96
For Action : C	M 9
As Info : C	M 1, 3, 4 6




INTER - OFFICE MEMORANDUM


No. P / 5224.  
Date. Sep '60.

A : Supreme Commander.  
DE : Chief of Staff.  
OBJET : DAILY STRENGTH REPORTS.

General Carl Csor van Buren  
Supreme Commander  
ONUC

The strength report for 4 / 5 September showed ~~an~~ increase in the total strength of the ONUC Brigade from 2359 to 2739 over the strength report for 3 September because the Sudanese Battalion was included in the Ghana Brigade strength return. Ghana Brigade has been requested to exclude the Sudan Battalion from their daily strength list.

  
Lt Col. J.A. Berthiaume  
Military Assistant to  
Supreme Commander  
ONUC

  
Chief of Staff.





BOÎTE POSTALE 7248  
LÉOPOLDVILLE  
RÉPUBLIQUE DU CONGO  
CÂBLE : ONUC, LÉOPOLDVILLE

5 September 1960

TO: Chief of Staff  
FROM: Supreme Commander *Alphonse Turu*  
SUBJECT: Daily Strength Reports

I do not want to check the Daily Strength Reports personally, but even since the daily discrepancies between Operations and Military Personnel have been avoided in making Military Personnel responsible for the Daily Strength Report, there still are too many errors apparently. The Strength Report for 4/5 September shows an increase of serial number 9 (Ghana) from 2359 to 2739. In view of the Strength Return of Ghana Military Forces from UNOC Brigade, attached, it seems that the Sudanese Battalion has been included in the Ghana Contingent. Please check.

.....

# DAILY FIGHTING LOG

AS AT 031800 HRS

TO BE AT HQ UNO BY 2000 HOURS

UNIT	OFFICERS	BNCOS	MEN	TOTAL
1 GHANA R	12		313	325
2 GHANA R	26		373	399
3 GHANA R	19		348	367
HQ UNO	1		12	13
HQ STAFF	7		32	39
DEF PL	1		31	32
SIGNALS	1		43	44
MEDICAL	3		36	39
S & T	1		39	40
ORDNANCE			6	6
GAPS	2		7	9
EDN	1		3	4
AL	1		16	17
EME	2	1	24	27
GHANA POLICE	6		363	369
TOTAL GHANA RBN	98	2	2248	2348
UNDO STAFF	15		378	393
TOTAL UNDO	113	2	2626	2741

Tele No:- LEO 8172 Ext 233

UN Forces  
HQ UNOC Bde  
LEO - CONGO

Subject:- Str Returns

DDF/LEO/324/A

INFO HQ LEO  
-----

Att str return of Ghana Military Process in LEO  
is fwd for your info.

Brig  
Comd, UNOC Bde  
( )

Copy to:- Ministry of Defence '6'  
ACCRA - GHANA  
-----

Forces Pmr - LEO  
-----

B 44

Chief of Personnel (Mil) Branch

4/5 September 1960

## STRENGTH OF CONTINGENTS

SR. No.	COUNTRIES	H.Q. ONUC	DEPLOYED	TOTAL STRENGTH	EXPECTED	TOTAL
1.	ARGENTINA	:	10	10	-	10
2.	AUSTRALIA	1	1	2	-	2
3.	BRAZIL	-	9	9	-	9
4.	BURMA	8	1	9	-	9
5.	CANADA	31	232	263	-	263
6.	CEYLON	9	-	9	-	9
7.	DENMARK	8	26	34	-	34
8.	ETHIOPIA	5	2.566	2.571	50	2.621
9.	GHANA	3	2.736	2.739	-	2.739
10.	GUINEA	1	744	745	600	1.345
11.	HOLLAND	1	5	6	-	6
12.	INDIA	18	155	173	-	173
13.	INDONESIA	4	-	4	1.074	1.078
14.	IRELAND	5	1.377	1.382	-	1.382
15.	ITALY	1	-	1	-	1
16.	LIBERIA	12	223	235	-	235
17.	MALAYA	-	-	-	450	450
18.	MALI	3	560	563	-	563
19.	MOROCCO	15	3.244	3.259	-	3.259
20.	NEW ZEALAND	1	1	2	-	2
21.	NORWAY	6	53	59	-	59
22.	PAKISTAN	4	244	248	-	248
23.	SUDAN	1	393	394	-	394
24.	SWEDEN	21	590	611	-	611
25.	SWITZERLAND	-	25	25	-	25
26.	TUNISIA	1	2.649	2.650	-	2.650
27.	U. A. R.	1	512	513	-	513
28.	YUGOSLAVIA	-	20	20	-	20
:		:	:	:	:	:
:		:	:	:	:	:
TOTAL		160	16.376	16.536	2.174	18.710

Chief of Personnel (Mil)

Chief of Personnel (Mil) Branch  
3. September 1960

STRENGTH OF CONTINGENTS

S. n°.	COUNTRIES	H.Q. ONUC	DEPLOYED	TOTAL STRENGTH	EXPECTED	TOTAL
1.	ARGENTINE	-	10	10		10
2.	AUSTRALIA	1	1	2	-	2
3.	BRAZIL	-	9	9	-	9
4.	BURMA	7	2	9	-	9
5.	CANADA	28	230	258	-	258
6.	CEYLON	9	-	9	-	9
7.	DENMARK	12	27	39	-	39
8.	ETHIOPIA	5	2.566	2.571	50	2.621
9.	GHANA	3	2.356	2.359	-	2.359
10.	GUINEA	1	744	745	600	1.345
11.	HOLLAND	1	5	6	-	6
12.	INDIA	18	155	173	2.2-2	173
13.	INDONESIA	6	-	6	1.074	1.080
14.	IRELAND	5	1.377	1.382	-	1.382
15.	ITALY	1	-	1	-	1
16.	LIBERIA	12	223	235	-	235
17.	MALAYA	-	-	-	450	450
18.	MALI	2	560	562	-	562
19.	MOROCCO	15	3.244	3.259	-	3.259
20.	NEW ZEALAND	1	1	2	-	2
21.	NORWAY	9	20	29	-	29
22.	PAKISTAN	3	244	247	-	247
23.	SUDAN	1	393	394	-	394
24.	SWEDEN	7	590	597	-	597
25.	SWITZERLAND	-	25	25	-	25
26.	TUNISIA	1	2.649	2.650	-	2.650
27.	U. A. R.	-	512	512	-	512
28.	YUGOSLAVIA	-	20	20	-	20
29.	Nigeria					
30.						
TOTAL		148	15.963	16.111	2.174	18.285

Chief of Personnel (Mil).

2 September 1960

STRENGTH OF CONTINGENT

S. n <sup>o</sup> .	COUNTRY	HQ.	DePLOYED	TOTAL	EXPECTED	TOTAL
:	:	ONUC	:	STRENGTH	:	:
1.	ARGENTINE	-	10	10	-	10
2.	AUSTRALIA	1	1	2	-	2
3.	BRAZIL	-	9	9	-	9
4.	BURMA	7	2	9	-	9
5.	CANADA	28	230	258	-	258
6.	CEYLON	9	-	9	-	9
7.	DENMARK	12	27	39	-	39
8.	ETHIOPIA	5	2,566	2,571	50	2,621
9.	GHANA	3	2,349	2,352	-	2,352
10.	GUINEA	1	744	745	600	1,345
11.	HOLLAND	1	5	6	-	6
12.	INDIA	18	155	173	-	173
13.	INDONESIA	6	-	6	1,074	1,080
14.	IRELAND	5	1,377	1,382	-	1,382
15.	ITALY	1	-	1	-	1
16.	LIBERIA	12	223	235	-	235
17.	MALAYA	-	-	-	450	450
18.	MALI	2	560	562	-	562
19.	MOROCCO	15	3,244	3,259	-	3,259
20.	NEW ZEALAND	1	1	2	-	2
21.	NORWAY	9	20	29	-	29
22.	PAKISTAN	3	247	250	-	250
23.	SUDAN	1	393	394	-	394
24.	SWEDEN	7	590	597	-	597
25.	SWITZERLAND	-	25	25	-	25
26.	TUNISIA	1	2,649	2,650	-	2,650
27.	U. A. R.	-	512	512	-	512
28.	YUGOSLAVIA	-	20	20	-	20
29.	:	:	:	:	:	:
30.	:	:	:	:	:	:
TOTAL		148	15,959	16,107	2,174	18,281

Chief of Personnel (Mil)

Chief of Personnel (Mil) Branch.  
STRENGTH OF CONTINGENTS. 31 Aug. 60

S.NO.:	COUNTRY.	HQ	DEPLOYED.	TOTAL	EXPECTED.	TOTAL.
		ONUC		STRENGTH		
1	: ARGENTINE	:	10	10	:	10
2	: AUSTRALIA	1	1	2	:	2
3	: BRAZIL	:	9	9	:	9
4	: BURMA	8	1	9	:	9
5	: CANADA	29	224	253	:	253
6	: CEYLON	9	:	9	:	9
7	: DENMARK	13	27	40	:	40
8	: ETHIOPIA	5	2566	2571	50	2621
9	: GHANA	3	2381	2384	:	2384
10	: GUINEA	1	744	745	600	1345
11	: HOLLAND	1	5	6	:	6
12	: INDIA	18	155	173	:	173
13	: INDONESIA	6	:	6	1074	1080
14	: IRELAND	5	1378	1383	:	1383
15	: ITALY	2	:	2	:	2
16	: LIBERIA	12	223	235	:	235
17	: MALI	2	560	562	:	562
18	: MOROCCO	15	3244	3259	:	3259
19	: N. ZEALAND	1	1	2	:	2
20	: NORWAY	9	20	29	:	29
21	: PAKISTAN	4	:	4	243	247
22	: SUDAN	1	393	394	:	394
23	: SWEDEN	7	590	597	:	597
24	: SWITZERLAND:	:	25	25	:	25
25	: TUNISIA	1	2649	2650	:	2650
26	: U.A.R.	:	512	512	:	512
27	: YUGOSLAVIA:	:	20	20	:	20
TOTAL		153	15738	15891	1967	17858

28. Malaya

1952 C. 450  
 Chief of Personnel (Mil).  
 2417 18308

29 August 1960

Chief of Personnel (Mil) Branch.

STRENGTH OF CONTINGENTS.

S.NO.	COUNTRY.	HQ	DEPLOYED.	TOTAL	EXPECTED.	TOTAL.
:	:	ONUC	:	STRENGTH.	:	:
1	: ARGENTINE :	:	10	10	:	10
2	: AUSTRALIA :	1	1	2	:	2
3	: BRAZIL :	:	10	10	:	10
4	: BURMA :	8	1	9	:	9
5	: CANADA :	27	189	216	60	276
6	: CEYLON :	8	:	8	1	9
7	: DENMARK :	13	27	40	:	40
8	: ETHIOPIA :	5	2.566	2.571	50	2.621
9	: GHANA :	3	2.388	2.391	:	2.391
10	: GUINEA :	1	744	745	600	1.345
11	: HOLLAND :	1	5	6	:	6
12	: INDIA :	18	147	165	6	171
13	: INDONESIA :	-	-	-	600	600
14	: IRELAND :	5	1.382	1.387	:	1.387
15	: ITALY :	2	:	2	:	2
16	: LIBERIA :	12	223	235	:	235
17	: MALI :	2	576	578	:	578
18	: MOROCCO :	15	3.244	3.259	:	3.259
19	: N. ZEALAND :	1	1	2	:	2
20	: NORWAY :	9	20	29	:	29
21	: PAKISTAN :	1	:	1	250	251
22	: SUDAN :	1	393	394	:	394
23	: SWEDEN :	7	591	598	:	598
24	: SWITZERLAND :	:	26	26	:	26
25	: TUNISIA :	1	2.652	2.653	:	2.653
26	: U.A.R. :	:	512	512	:	512
27	: YUGOSLAVIA :	:	20	20	:	20
:	:	:	:	:	:	:
:	:	:	:	:	:	:
TOTAL	:	141	15.728	15.869	1.567	17.436

Chief of Personnel (Mil).



UNITED NATIONS — NATIONS UNIES

INDICATE  
PRIORITY

S V C Service	FFFFF Routine	SSSSS Priority	PRIORITE NATIONS
------------------	------------------	-------------------	---------------------

Priorite Nations traffic  
is strictly limited.

N R *CY56 LEO* **SSS IMMEDIATE** *87 26/8 20777*

Address(es)

*ETHI PRIORITE*

UNATIONS

NEWYORK

(TEXT & SIGNATURE)

insert prefix & / or number as required

USE DOUBLE SPACING.

ONUC 657 SEC GEN FROM VON HORN STOP TOTAL STRENGTH  
OF CONTINGENTS BY COUNTRY AS OF 262000Z AUGUST AS  
FOLLOWS CLN ARGENTINA 10 AUSTRALIA 2 BRAZIL 10  
BURMA 9 CANADA 210 CEYLON 8 DENMARK 40 ETHIOPIA 2571  
GHANA 2391 GUINEA 745 HOLLAND 6 INDIA 165 IRELAND 1387  
ITALY <sup>P2/37</sup> 2 LIBERIA 235 MALI 578 MOROCCO 3222 NEW ZEALAND 2  
NORWAY 29 PAKISTAN 1 SUDAN 394 SWEDEN 598 TUNISIA 2653  
UUUAAARRR 512 YUGOSLAVIA 20 STOP TOTAL STRENGTH 15800  
STOP THIS IS EXCLUSIVE OF 26 SWISS SERVING FORCE

cc: Supreme Commander ✓  
Mil Operations  
Dr Bunche  
COS  
DCOS  
Mil Info  
Mil Personnel

T. O. R.

T. O. D.

*26/8 214876*

Drafted by : *Gen von Horn*  
Authorized : *Gen von Horn*  
Date : *26 August 60*

28 AUG 65

## Chief of Personnel (Mil) Branch.

STRENGTH OF CONTINGENTS.

S.NO.	COUNTRY.	HQ	DEPLOYED.	TOTAL	EXPECTED.	TOTAL.
:	:	ONUC	:	STRENGTH.	:	:
1	: ARGENTINE :	:	10	10	:	10
2	: AUSTRALIA :	1	1	2	:	2
3	: BRAZIL :	:	10	10	:	10
4	: BURMA :	8	1	9	:	9
5	: CANADA :	21	189	210	60	270
6	: CEYLON :	8	:	8	1	9
7	: DENMARK :	13	27	40	:	40
8	: ETHIOPIA :	5	2,566	2,571	50	2,621
9	: GHANA :	3	2,388	2,391	:	2,391
10	: GUINEA :	1	744	745	600	1,345
11	: HOLLAND :	1	5	6	:	6
12	: INDIA :	18	147	165	6	171
13	: INDONESIA :	-	-	-	600	600
14	: IRELAND :	5	1,382	1,387	:	1,387
15	: ITALY :	2	:	2	:	2
16	: LIBERIA :	12	223	235	:	235
17	: MALI :	2	576	578	:	578
18	: MOROCCO :	15	3,244	3,259	:	3,259
19	: N. ZEALAND :	1	1	2	:	2
20	: NORWAY :	9	20	29	:	29
21	: PAKISTAN :	1	:	1	250	251
22	: SUDAN :	1	393	394	:	394
23	: SWEDEN :	7	591	598	:	598
24	: SWITZERLAND :	:	26	26	:	26
25	: TUNISIA :	1	2,652	2,653	:	2,653
26	: U.A.R. :	:	512	512	:	512
27	: YUGOSLAVIA :	:	20	20	:	20
:	:	:	:	:	:	:
:	:	:	:	:	:	:
TOTAL	:	135	15,728	15,863	1,567	17,430

*kyth*  
*cur*  
 Chief of Personnel (Mil).

27 Aug 60

27 August '60

Chief of Personnel (Mil) Branch.

STRENGTH OF CONTINGENTS.

S.NO.	COUNTRY.	HQ	DEPLOYED.	TOTAL	EXPECTED.	TOTAL.
:	:	ONUC	:	STRENGTH.	:	:
1	: ARGENTINE :	:	10	10	:	10
2	: AUSTRALIA :	1	1	2	:	2
3	: BRAZIL :	:	10	10	:	10
4	: BURMA :	8	1	9	:	9
5	: CANADA :	21	189	210	60	270
6	: CEYLON :	8	:	8	1	9
7	: DENMARK :	13	27	40	:	40
8	: ETHIOPIA :	5	2.566	2.571	50	2.621
9	: GHANA :	3	2.388	2.391	:	2.391
10	: GUINEA :	1	744	745	600	1.345
11	: HOLLAND :	1	5	6	:	6
12	: INDIA :	18	147	165	6	171
13	: INDONESIA :	5	-	-	600	600
14	: IRELAND :	5	1.382	1.387	:	1.387
15	: ITALY :	2	:	2	:	2
16	: LIBERIA :	12	223	235	:	235
17	: MALI :	2	576	578	:	578
18	: MOROCCO :	15	3.244	3.259	:	3.259
19	: N. ZEALAND :	1	1	2	:	2
20	: NORWAY :	9	20	29	:	29
21	: PAKISTAN :	1	:	1	250	251
22	: SUDAN :	1	393	394	:	394
23	: SWEDEN :	7	591	598	:	598
24	: SWITZERLAND :	:	26	26	:	26
25	: TUNISIA :	1	2.652	2.653	:	2.653
26	: U.A.R. :	:	512	512	:	512
27	: YUGOSLAVIA :	:	20	20	:	20
:	:	:	:	:	:	:
:	:	:	:	:	:	:
TOTAL		135	15.728	15.863	1.567	17.430

MA to the Supreme Commander.

Chief of Personnel (Mil).

# STRENGTH OF CONTINGENTS

HQ ONUC"Operations"26 Aug 60.

Srl	Contingent	Location of HQ	Strength			Expected	Total Committment	Remarks
			HQ ONUC	Deplo- yed	Total present			
1	ARGENTINE	LEOPOLDVILLE	-	10	10	-	10	
2	AUSTRILIA	"	2	-	2	-	2	
3	BRAZIL	"	-	10	10	-	10	
4	BURMA	"	8	1	9	-	9	
5	CANADA	"	21	189	210	60	270	
6	CEYLON	"	8	-	8	1	9	
7	DENMARK	"	8	32	40	-	40	
8	ETHIOPIA	LEOPOLDVILLE STANEYVILLE KAMINA	5	6 1800 760	- - 2571	- 50	- - 2621	
9	GHANA	LEOPOLDVILLE	3	2388	2391	-	2391	
10	GUINEA	LEOPOLDVILLE BANNINGVILLE COQUILHATVILLE	1 - -	744 - -	745 - -	- 600	- 1345	
11	HOLLAND	LEOPOLDVILLE	1	5	6	-	6	
12	INDIA	"	18	147	165	6	171	
13	INDONESIA	KINDU	-	-	-	600	600	
14	IRELAND	LEOPOLDVILLE GOMA KAMINA/ALBERTVILLE	5 - -	677 705	- 1387	-	- 1387	
15	ITALY	LEOPOLDVILLE	2	-	2	-	2	
16	LIBERIA	LEOPOLDVILLE LULUABOURG	12 -	223	235	-	235	
17	MALI	LEOPOLDVILLE KABALO	2 -	576	578	-	578	
18	MOROCCO	LEO/THYSVILLE/KIKWIT COQUILHATVILLE JADOTVILLE/KULWEZI	15 - -	1822 278 1107	- - 3222	-	- - 3222	
19	NEW ZELAND	LEOPOLDVILLE	2	-	2	-	2	
20	NORWAY	LEOPOLDVILLE	9	20	29	-	29	
21	PAKISTAN	LEOPOLDVILLE	1	-	1	250	251	
22	SUDAN	"	1	393	394	-	394	
23	SWEDEN	LEOPOLDVILLE ELISABETHVILLE	7 -	65 526	- 598	-	- 598	
24	SWITZERLAND	LEOPOLDVILLE	-	26	26	-	26	
25	TUNISIA	LEOPOLDVILLE LULUABOURG	1 -	12 2640	- 2653	-	- 2653	
26	UAR	GEMENA	-	512	512	-	512	
27	YUGOSLAVIA	LEOPOLDVILLE	-	20	20	-	20	
			132	15694	15826	1567	17393	

# OTHER UNITS INCLUDING LOGISTICAL UNITS

Srl.	Nationality	Strength	Details					Milit ary Police	
			Sigs	supply	Med; Stores	Hygiene	Hosp- ital		
1	CANADA	120	120	-	-	-	-	-	Inc.dets. out of Léo
2	DENMARK	16	-	-	5	-	-	- //	
3	HOLLAND	5	-	-	-	5	-	-	
4	INDIA	111	-	92	-	-	-	19	
5	TUNISIA	12	-	-	-	12	-	-	
6	SWITZERLAND	26	-	-	-	-	26	-	
		<del>279</del> 290							

AIR UNITS BY NATIONALITIES.

Srl	Nationalities	Strength	Remarks
1	ARGENTINA	10	N'djili - 6; N'dolo - 4
2	BRAZIL	10	N'dolo
3	ETHIOPIA	6	N'dolo
4	INDIA	36	N'djili
5	NORWAY	24	N'dolo
6	SWEDEN	34	N'dolo
7	YUGOSLAVIA	20	N'dolo
T O T A L		140	

OTHER UNITS INCLUDING LOGISTICAL UNITS

Srl.	Nationality	Strength	Details						
			Sigs	supply	Med; Stores	Hygiene	Hosp- ital	Milit- ary Police	
1	CANADA	120	120	-	-	-	-	-	Inc.dets. out of Léo
2	DENMARK	16	-	-	5	-	-	- 11	
3	HOLLAND	5	-	-	-	5	-	-	
4	INDIA	111	-	92	-	-	-	19	
5	TUNISIA	12	-	-	-	12	-	-	
6	SWITZERLAND	26	-	-	-	-	26	-	
		<del>279</del> 290							

AIR UNITS BY NATIONALITIES.

Srl	Nationalities	Strength	Remarks
1	ARGENTINA	10	N'djili - 6; N'dolo - 4
2	BRAZIL	10	N'dolo
3	ETHIOPIA	6	N'dolo
4	INDIA	36	N'djili
5	NORWAY	24	N'dolo
	SWEDEN	34	N'dolo
7	YUGOSLAVIA	20	N'dolo
	T O T A L	140	



Supreme Commander

STRENGTH OF CONTINGENTS-ONUC-0800 HRS 24 AUG 60

4100

Sr	Contingent	Location of HQ	HQ ONUC	Strength Deployed	Total present	Expected	Total Commitment	Remarks
1	ARGENTINE	LEO		10	10	-	10	
2	AUSTRALIA	"	2	-	2	-	2	
3	BRAZIL	"	-	10	10	-	10	
4	BURMA	"	8	1	9	-	9	
5	CANADA	"	21	168	189	60	249	
6	CYLON	"	8	-	8	1	9	
7	DENMARK	"	8	32	40	-	40	
8	ETHIOPIA	"	5					
		STANLEYVILLE	-	1800	-	50		
		KAMINA	-	760	2565		2615	
9	GHANA	LEO	3	2394	2397		2397	
10	GUINEA	BANNIGVILLE	1	744	745			
		COQUILHATVILLE	-	-	-	600	1345	
11	HOLLAND	LEO	1	5	6	-	6	
12	INDIA	"	17	147	164	6	170	
13	INDONESIA	KINDU	-	-	-	600	600	
14	IRELAND	LEO	5					
		GOMA		672				
		KAMINA/ALBERTVILLE		700	1377	-	1377	
15	ITALY	LEO	2	-	2	-	2	
16	LIBERIA	LEO	2					
		LEBENGE	-	225	227	-	227	Moving to LULUABOURG
17	MALI	LEO	2					
		ALBERTVILLE	-	576	578	-	578	
18	MOROCCO	LEO/THYSVILLE	15	1822	-	-	-	
		KIKWIT						
		COQUILHATVILLE	-	278	-	-	-	
		JADOTVILLE	-	1107	3222	-	3222	
19	NEW ZEALAND	LEO	2	-	2	-	2	
20	NORWAY	LEO	7	15	22	-	22	
21	PAKISTAN	"	1	-	1	250	251	
22	SUDAN	"	1	393	394	-	394	
23	SWEDEN	LEO	7	49				
		ELISABETHVILLE	-	526	582	-	582	
24	SWITZERLAND	LEO	-	19	19	-	19	
25	TUNISIA	LEO	1	13				
		LULUABOURG	-	2631	2645	-	2645	
26	UAR	GEMENA	-	512	512	-	512	
27	YUGOSLAVIA	LEO	-	9	9	-	9	
			119	15618	15737	1567	17304	

STRENGTH OF CONTINGENTS - ONUC - 0800 HRS 22 AUG 60

0800Z hrs 21 Aug 60

Serial	Location of HQ Contingent	STRENGTH				Remarks	
		Present HQ UNOC	in Congo Deployed	Total present strength	Expected arrival		Total Commit- ment
1	ARGENTINE LEO	10	-	10	-	10	
2	AUSTRALIA LEO	2	-	2	-	2	
3	BRAZIL LEO	10	-	10	-	10	
4	BURMA LEO	9	-	9	-	9	
5	CANADA LEO	18	146	164	-	164	
6	CEYLON LEO	8	-	8	1	9	
7	DENMARK LEO	13	26	39	-	39	
8	ETHIOPIA LEO	5	-	-			
	STANLEYVILLE	-	1800	-	50		
	KAMINA	-	760	2565	-	2615	
9	GHANA LEO	3	2391	2394		2394	
10	GUINEA BANNINGVILLE	1	749	750		-	
	COQUILHATVILLE				600	1350	
11	HOLLAND LEO	6	-	6	-	6	
12	INDIA LEO	17	111	128	6	134	
13	INDONESIA KINDU				600	600	
14	IRELAND LEO	5					
	GOMA		672				
	KAMINA/		500	1177	200	1377	
	ALBERTVILLE						
15	ITALY LEO	2	-	-	-	2	
16	LIBERIA LEO	2					
	LIBENGE		225	227	-	227	
17	MALI LEO	2					
	ALBERTVILLE		576	578	-	578	
18	MOROCCO LEO	4	2100				
	JADOTVILLE		1110	3214	-	3214	
19	NEW ZEALAND LEO	2	-	2	-	2	
20	NORWAY LEO	5	17	22	-	22	
21	PAKISTAN LEO	1	-	1	-	1	One Ordnance Coy expected
22	SUDAN LEO	-	376	376	-	376	
23	SWEDEN LEO	7	8	-	41		
	E'VILLE	-	526	541	-	582	
24	SWITZERLAND LEO	-	19	19	-	19	
25	TUNISIA LEO	-	13				
	LULUABOURG	-	2427	2440	-	2440	
26	U.A.R. LIBENGE	-	120	120	400	520	
27	YUGOSLAVIA LEO	-	9	9	-	9	
TOTAL		132	14681	14813	1898	16711	

UNITED NATIONS — NATIONS UNIES

all copies of  
previous  
NR  
Indicate  
Priority  
NR  
Lab

SVC Service	FFFFF Routine	SSSSS Priority	PRIORITE NATIONS
----------------	------------------	-------------------	---------------------

~~MOST IMMEDIATE~~

Priorite Nations traffic  
is strictly limited.

Address(es)

UNATIONS NEW YORK

(TEXT & SIGNATURE)

insert prefix & / or number as required

USE DOUBLE SPACING.

DNUC ----- SEC GEN FROM VON HORN STOP YOUR 1878 REFERS STOP  
TOTAL STRENGTH OF TROOPS BY COUNTRY AS OF 202000Z AUGUST 60  
FOLLOWS : ARGENTINA - 10 ; AUSTRALIA - 2 ; BRAZIL - 10 ; BURMA  
- 9 ; CANADA - 164 ; CEYLON - 8 ; DENMARK - 12 ; ETHIOPIA -  
2554 ; GHANA - 2394 ; GUINEA - 745 ; HOLLAND - 6 ; INDIA -  
73 ; IRELAND - 720 ; ITALY - 2 ; LIBERIA - 227 ; MALI - 576 ;  
MOROCCO - 3254 ; NEW ZEALAND - 2 ; NORWAY - 22 ; PAKISTAN -  
1 ; SUDAN - 394 ; SWEDEN - 642 ; SWITZERLAND - 19 ;  
TUNISIA - 2440 ; YUGOSLAVIA - 9 ; TOTAL 14295 STOP  
TOTAL STRENGTH OF HEADQUARTERS STAFF AND ADVISORS : AUSTRALIA -  
2 ; BURMA - 9 ; CANADA - 18 ; CEYLON - 8 ; DENMARK - 12 ;  
ETHIOPIA - 3 ; GHANA - 5 ; GUINEA - 1 ; HOLLAND - 6 ; INDIA - 18 ;  
IRELAND - 5 ; ITALY - 2 ; LIBERIA - 2 ; MALI - 4 ;  
MOROCCO - 4 ; NEW ZEALAND - 2 ; NORWAY - 5 ; PAKISTAN - 1 ;  
SWEDEN - 7 ; SWITZERLAND - 19 ; TUNISIA - 13 ; TOTAL 142 ;  
LOGISTICAL UNITS : INDIA - 19 ; CANADA - 164 ; AIR UNITS -  
ARGENTINA - 10 ; BRAZIL - 10 ; ETHIOPIA - 4 ; INDIA : 36 ;  
NORWAY - 17 ; SWEDEN - 7 ; YUGOSLAVIA : 9 ; TOTAL - 93 ;

I. N. 5990 — 200.000 - 7/60

T. O. R.

BY :

T. O. D.

Drafted by Col. Besthume

Authorized : GEN VON HORN

Date 20 AUG 60

MOST IMMEDIATE

Address(es)

UNATIONS NEW YORK

ONUC----- SEC GEN FROM VON HORN STOP YOUR 1070 REFERS STOP  
TOTAL STRENGTH OF TROOPS BY COUNTRY AS OF 202000Z AUGUST AS  
FOLLOWS : ARGENTINA - 10; AUSTRALIA - 2; BRAZIL - 10 ; BURMA -  
9; CANADA - 164 ; CEYLON - 8 ; DENMARK - 12 ; ETHIOPIA -  
2554 ; GHANA - 2394 ; GUINEA - 745 ; HOLLAND - 6 ; INDIA -  
73 ; IRELAND - 720 ; ITALY - 2 ; LIBERIA - 227 ; MALI - 576 ;  
MOROCCO - 3254 ; NEW ZEALAND - 2 ; NORWAY - 22 ; PAKISTAN -  
1 ; SUDAN - 394 . SWEDEN - 642 ; SWITZERLAND - 19 ; TUNISIA -  
2440 ; YUGOSLAVIA - 9 ; TOTAL 14295 STOP

TOTAL STRENGTH OF HEADQUARTERS STAFF AND ADVISORS : AUSTRALIA -  
2 ; BURMA - 9 ; CANADA - 18 ; CEYLON - 8 ; DENMARK - 12 ; ETHIOPIA -  
3 ; GHANA - 5 ; GUINEA - 1 ; HOLLAND - 6 ; INDIA - 18 ; IRELAND  
FIVE / ITALY - 2 ; LIBERIA - 2 ; MALI - 2 ; MOROCCO - 4 ; NEW ZEALAND  
- 2 ; NORWAY - 5 ; PAKISTAN - 1 ; SWEDEN - 7 ; SWITZERLAND - 19 ;  
TUNISIA - 13 ; TOTAL 142 ; LOGISTICAL UNITS : INDIA - 19 ; CANADA -  
146 ; AIR UNITS - ARGENTINA - 10 ; BRAZIL - 10 ; ETHIOPIA - 4 ;  
INDIA : 36 ; NORWAY - 17 ; SWEDEN - 7 ; YUGOSLAVIA : 9 ; TOTAL-93;

Drafted by -Col Berthiaume

Authorized -GEN VON HORN

Date -20 AUG 60

TRUE COPIES

# STRENGTH OF O N U C H Q BY COUNTRIES ( MILITARY)

per 202300 Z

Srl	Country	Strength	Remarks
			AIR UNITS
1	AUSTRALIA	2	
2	BURMA	9	
3	CANADA	18 ✓	
4	CEYLON	8	
5	DENMARK	12	
6	ETHIOPIA	3	
7	GHANA	3	
8	GUINEA	1	
9	HOLLAND	6	
10	INDIA	37 ✓	Incl MP sec
11	IRLAND	5	
12	ITALY	2	
13	LIBERIA	2	
14	MALI	2	
15	MOROCCO	4	
16	NEW ZEALAND	2	
17	NORWAY	5	
18	PAKISTAN	1	
19	SWEDEN	7	
20	SWITZERLAND	19	
21	TUNISIA	13	
TOTAL:		461	142

# STRENGTH BY COUNTRIES - U N O C

per 202300 Z

Srl	Country	Strength	Remarks
1	ARGENTINA	45 <del>79</del> 10	
2	AUSTRALIA	(2)	
3	BRAZIL	10	
4	BURMA	(9)	
5	CANADA	164 <del>18</del> - 146	
6	CEYLON	(8)	
7	DENMARK	(12)	
8	ETHIOPIA	2554 -	2551
9	GHANA	2394	2391
10	GUINEA	745	744
11	INDIA	(73) -	36
12	IRELAND	720	715
13	ITALY	(2)	
14	LIBERIA	227 <del>225</del>	
15	MALI	576	
16	MOROCCO	3254	
17	NEW ZEALAND	(2)	
18	NORWAY	22	
19	PAKISTAN	1	
20	SUDAN	394	
21	SWEDEN	642	
22	SWITZERLAND	19	
23	TUNISIA	2440	
24	YUGOSLAVIA	9	
25	HOLLAND	6	

TOTAL: 14295

~~13907~~  
520.

26. U.A.R.

14815

STRENGTH BY COUNTRIES - U N O C

per 202300 Z

Srl	Country	Strength	Remarks
1	ARGENTINA	10	
2	AUSTRALIA	2	
3	BRAZIL	10	
4	BERMA	9	
5	CANADA	164	
6	CEYLON	8	
7	DENMARK	12	
8	ETHIOPIA	2554	
9	GHANA	2394	
10	GUINEA	745	
11	INDIA	73	
12	IRELAND	720	
13	ITALY	2	
14	LIBERIA	227	
15	MALI	576	
16	MAROCOCO	3254	
17	NEW ZEALAND	2	
18	NORWAY	22	
19	PAKISTAN	1	
20	SUDAN	394	
21	SWEDEN	642	
22	SWITZERLAND	19	
23	TUNIS	2440	
24	YUGOSLAVIA	9	
25	HOLLAND	6	
TOTAL:		<u>14295</u>	

STRENGTH OF O N U C H Q BY COUNTRIES ( MILITARY)

per 202300 Z

Srl	Country	Strength	Remarks
1	AUSTRALIA	2	
2	BURMA	9	
3	CANADA	18	
4	CEYLON	8	
5	DENMARK	12	
6	ETHIOPIA	3	
7	GHANA	3	
8	GUINEA	1	
9	HOLLAND	6	
10	INDIA	37	Incl MP sec
11	IRLAND	5	
12	ITALY	2	
13	LIBERIA	2	
14	MALI	2	
15	MAROCOCO	4	
16	NEW ZEALAND	2	
17	NORWAY	5	
18	PAKISTAN	1	
19	SWEDEN	7	
20	SWITZERLAND	19	
21	TUNIS	13	
TOTAL:		161	
		=====	



von Horn

13488  
2671  
16159

yc44 sss 103 20 1626z =

etatpriorite  
onuc

leopoldville =

1070 most immediate for bunche and von horn from secgen  
ref your 522 and our 1025 stop eye appreciate your informa-  
tion which will be of great help stop however your total  
13488 plus expected 2671 do not tally with the figures you  
quote for individual nations stop =  
p2/53 v

eye shall appreciate if you will repeat the total strength  
of troops from each country only cma and also separately  
total strength cma by country cma of your staff and ad-  
visers and instructors cma logistical units and air units  
cma apparently not included in your 522 figures except  
for canada and indian +

col. 1070 522 1025 13488 2671 51= +

TOR: 20/8 1655 z Gi

## UNITED NATIONS — NATIONS UNIES

INDICATE  
PRIORITYSVC  
ServiceFFFF  
RoutineSSSS  
PriorityPRIORITE  
NATIONSPriorite Nations traffic  
is strictly limited.

IMMEDIATE

Address(es)

UNATIONS NEW YORK

(TEXT &amp; SIGNATURE)

Insert prefix &amp; / or number as required

USE DOUBLE SPACING.

16714

522  
 ONUC-----SECGEN FROM VON HORN STOP ONUC STRENGTH PRESENT PLUS  
 EXPECTED TOTAL 16159 STOP BREAKDOWN WITH LOCATION HEADQUARTERS  
 CANADA 139 LEPOLOVILLE ETHIOPIA STANLEYVILLE 1787 KAMINA 760  
 GHANA LEPOLOVILLE 2430 GUINEA BANNINGVILLE 744 EXPECTED COQUILHATVILLE  
 750 INDIA EXPECTED LEPOLOVILLE 119 INDONESIA XXXX EXPECTED KINDU  
 350 IRELAND GOMA 615 XXXXXXXXXX AND KAMINA 702 LIBERIA LIBENGE 225  
 MALI KONGOLO-ALBERTVILLE 584 MOROCCO LEPOLOVILLE-THYSVILLE -  
 MATADI 2467 JADOTVILLE 750 SUDAN LEPOLOVILLE 380 SWEDEN  
 ELISABETHVILLE 620 TUNISIA LULUABOURG 1927 UAR EXPECTED LIBENGE 750  
 STOP LIST OF ALL OCCUPIED PLACES FOLLOWS : LEPOLOVILLE 8 - GHANA -  
 ONE BRIGADE OF 3 BATTALIONS AND 2 POLICE COMPANIES; LEPOLOVILLE -  
 SUDAN 2 COMPANIES; TSHELA - MOROCCO - ONE PLATOON; KITONA - MOROCCO -  
 ONE PLATOON; LUKULA - MOROCCO - ONE PLATOON; BOMA - MOROCCO - 2 PLATOONS;  
 MATADI - MOROCCO - ONE COMPANY; PLUFU - MOROCCO - ONE SECTION; SONGOLOLO -  
 MOROCCO - ONE PLATOON LESS SECTION; LUKARA - MOROCCO - ONE PLATOON;  
 MOARBKA - MOROCCO - ONE PLATOON; THYSVILLE - BATTALION LESS 3 COMPANIES;  
 KWAMOUTH - GUINEA - ONE PLATOON; MUSHIE - GUINEA - ONE COMPANY LESS ONE  
 PLATOON; BANNINGVILLE - GUINEA - ONE PLATOON; MABENGA - GUINEA - ONE  
 PLATOON; NIOKI - GUINEA - ONE PLATOON; KUTU - GUINEA - COMPANY LESS  
 ONE PLATOON; INONGO - GUINEA - BATTALION LESS 3 COMPANIES; OSHUE  
 GUINEA - ONE PLATOON; COQUILHATVILLE - MOROCCO - ONE PARA COY AND ONE XXXX  
 PLATOON; BOENDE - MOROCCO - ONE PLATOON; KUNGO - LIBERIA - ONE SECTION;  
 LIBENGE - LIBERIA - ONE COMPANY - BOSOBOLO - LIBERIA - ONE PLATOON;  
 BENZYVILLE - LIBERIA - ONE PLATOON; GEMENA - LIBERIA - ONE PLATOON;  
 LISALA - ETHIOPIA - COMPANY/LESS ONE PLATOON; BUMBA - ETHIOPIA - ONE  
 PLATOON; AKETI - ETHIOPIA - ONE PLATOON; BUTA - ETHIOPIA - COMPANY  
 LESS ONE PLATOON; ANGO - ETHIOPIA - ONE PLATOON; BARBIZI - ETHIOPIA -  
 COMPANY LESS ONE PLATOON; POLKO - ETHIOPIA - ONE PLATOON; NAINGORA - XXXX  
 ETHIOPIA-

I. N. 5990 — 200.000 - 7/60

T. O. R.

T. O. D.

BY:

Drafted by:

Authorized: Gen Von Horn

Date 19 AUG 60

**Priorite Nations traffic  
is strictly limited.**

Address(es)

USE DOUBLE SPACING.

**I. N. 5990 — 200.000 - 7/60**

BY :

Date :

UNITED NATIONS — NATIONS UNIES

INDICATE  
PRIORITY

S V C Service	FFFF Routine	SSSS Priority	PRIORITE NATIONS
------------------	-----------------	------------------	---------------------

Priorite Nations traffic  
is strictly limited.

N R

Address(es)

Page - 3 -

(TEXT & SIGNATURE)

insert prefix & / or number as required

USE DOUBLE SPACING.

<sup>12/ 25</sup>  
LUELA 6 ELANCA - MOROCCO - ONE PLATOON ; KIZIA - MOROCCO -  
ONE PLATOON ; POPOKABAKA - MOROCCO - ONE PLATOON STOP END

I. N. 5990 — 200.000 - 7/60

T. O. R.

BY:

T. O. D.

4 20/8/60 32 *[Signature]*

Drafted by :

Authorized : GEN VON HORN

Date : 19 AUG 60

STRENGTH OF MAJOR CONTINGENTS - ONUC

SERIAL	CONTINGENT	LOCATION OF H.Q.	STRENGTH		REMARKS
			PRESENT	EXPECTED	
1.	CANADA	LEOPOLDVILLE	139		Elements of sig. sqn. and base unit.
2.	ETHIOPIA	STANLEYVILLE	1787		Brigade H.Q. and Three Battalions
		KAMINA	760		One Battalion
3.	GHANA	LEOPOLDVILLE	2300		<b>Brigade H.Q. and Three Battalions</b>
4.	GUINEA	BANINGVILLE	744		One Battalion
		COQUILLAVILLE		600	One Battalion
5.	INDIA	LEOPOLDVILLE		119	Supply Platoon, Air dispatch, and M.P.
6.	INDONESIA	KINDU		<del>1932</del> <b>1932</b>	One Battalion
7.	IRELAND	GOMA	615		One Battalion
		KAMINA AND ALBERVILLE	100	600	One Battalion
8.	LIBERIA	LI BENGÉ	225		Reinforced Company Group
9.	MALI	ALBERVILLE	584		One Battalion
10.	MOROCCO	LEOPOLDVILLE	2457		Two Battalions plus one Para Company
		JADOTVILLE	750	400	One Battalion plus Two Companies
11.	SUDAN	LEOPOLDVILLE	380		Two Companies
12.	SWEDEN	E'VILLE	620		One Battalion
13.	TUNISIA	LIJUBOURG	2427		Brigade H.Q. and Two BATTALIONS
14.	UAR	LI BENGÉ		<del>530</del> <b>530</b>	One Battalion
	TOTAL		13898	<del>2069</del> <b>3281</b>	TOTAL - <del>17169</del> <b>17169</b>

20 AUG 60

*Original*  
N.Y. 1057

*Original*  
N.Y. 1040

RA to Supreme Command.

To: DCOS

From: Ops

Subject: Troop Movements into Congo

The following information was provided by the American Military attaché.

1. UAR - 1000 personnel - 22 aircraft

This contingent has been delayed indefinitely.

2. 2 Guinea - 600 - 12 aircraft

No definite date for departure available.

3. 4 Moroccan - 730 -

8 of 15 plane loads completed.

4. 2nd Irish - 700 -

3 plane loads in, out of a total of 24 planes. KAMINA.

9 Aug 60

*R. A. A. A.*  
Ops. *W. A. J.*

ONUC  
Leopoldville

DISPOSITION OF FORCES AS OF 191200Z

Serial No.	Location	Nationality	Unit/Sub Unit	Remarks
1	LEOPOLDVILLE	Ghana	Brigade	3 Battalions 2 Police Coys
2	LEOPOLDVILLE	Sudan	2 Companies	
3	TSHELA	Morocco	One Platoon	
4	KITONA	"	One Platoon	
5	LUKULA	"	One Platoon	
6	BONA	"	Two Platoons	
7	MATADI	"	One Company	
8	PLUFU	"	One Sec	
9	SONGOLOLO	"	One Platoon less Sec	
10	LUKALA	"	One Platoon	
11	MOARBEKA	"	One Platoon	
12	THYSVILLE	"	Battalion less 3 Companies	
13	KWAMOUTH	Guinea	One Platoon	
14	MUSHIE	"	Company less one platoon	
15	BENINGVILLE	"	One Platoon	
16	MABENGA	"	One Platoon	
17	NIOKI	"	One Platoon	
18	KUTU	"	Company less Platoon	
19	INONGO	"	Battalion less 3 Companies	

Serial No.	Location	Nationality	Unit/Sub Unit	Remarks
20	OSHWE	Guinea	One Platoon	
21	COQUILHATVILLE	Morocca	One para coy plus platoon	
22	BOENDE	"	One Platoon	
23	KUNGO	Liberia	One Sec.	
24	LIBENGE	Liberia	One Company	
25	BOSOBULO	"	One Platoon	
26	BENZEVILLE	"	One Platoon	
27	GERENA	"	One Platoon	
28	LISALA	Ethiopia	Company less one platoon	
29	BUMBA	"	One Platoon	
30	AKIKI	"	One Platoon	
31	BUTA	"	Company less platoon	
32	ANGO	"	One Platoon	
33	BAMBIZI	"	One Company less Platoon	
34	POLKO	"	One Platoon	
35	NAINGORA	"	One Platoon	
36	DUNGU	"	One Platoon	
37	AAULUS	"	Company HQ and one Platoon	
38	ARU	"	One Platoon	
39	MAMBASA	"	One Platoon	
40	BUNIA	"	One Company	



Serial No.	Location	Nationality	Unit/Sub Unit	Remarks
41	YAHUMA	Ethiopia	One Platoon	
42	BAZOKO	"	One Platoon	
43	ILANGI	"	One Company less 2 Platoons	
44	BAULO	"	One Platoon	
45	STANLEYVILLE	"	Brigade HQ & 3 Companies	
46	PONTHIERVILLE	"	One Platoon	
47	RAMAZANI	"	One Platoon	
48	OPALA	"	One Platoon	
49	GOMA	Ireland	Battalion less 2 Coy	
50	BUKABU	"	One Company	
51	KINDU	"	One Company	
52	KASANGO	Ireland	One Platoon	
53	ALBERTVILLE	Mali	Battalion less 2 Coys and 2 Platoons	
54	KANGOLO	"	One Platoon	
55	KABALO	"	Company less one platoon	
56	NYUNZU	"	One Platoon	
57	BAUDOVIVILLE	"	One Platoon	
58	MANONO	"	One Company	
59	KAMINA	Ethiopia	One Battalion	
60	KAMINA	Ireland	One Company	
61	ELISABETHVILLE	Sweden	Battalion less 2 Coys	

Serial No.	Location	Nationality	Unit/Sub Unit	Remarks
62	ELISABETHVILLE	Morocco	One Company	
63	JADOTVILLE	Sweden	One Platoon	
64	Jadotville	Morocco	One Company	
65	KOLWEZI	Sweden	One Platoon	
66	KOLWEZI	Morocco	One Company	
67	PORT FRANCHQVI	Tunisia	One Company less platoon	
68	MWEKA	"	One Platoon	
69	LUEBO	"	One Company less platoon	
70	TSHIKAPO	"	One Company less one platoon plus BN HQ	
71	LULUABOURG	"	Brigade HQ, Battalion less 2 Coys and Bn less 3 Coys	
72	LUSAMBO	"	One Platoon	
73	BAKWANGA	"	One Coy less platoon	
74	KABINDA	"	One Platoon	
75	GANDAJIKA	"	Company less platoon	
76	LUPUTA	"	One Platoon	
77	KUMBA	"	One Platoon	
78	KIKWIT	Morocco	Battalion less 2 Coys	
79	LEVRVILLE	"	One Company	
80	LUELA-ELANGA	"	One Platoon	
81	KIZIA	"	One Platoon	
82	POPOKABAKA	"	One Platoon	

UNITED NATIONS — NATIONS UNIES

INDICATE  
PRIORITY

S V C Service	FFFFF Routine	SSSSS Priority	PRIORITE NATIONS
------------------	------------------	-------------------	---------------------

Priorite Nations traffic  
is strictly limited.

IMMEDIATE

N R

Address(es)

UNATIONS NEW YORK

(TEXT & SIGNATURE)

insert prefix & / or number as required

USE DOUBLE

2671 1969 ONUC-----SEC GEN FROM VON HORN STOP ONUC STRENGTH PRESENT PLUS  
EXPECTED 2871 TOTAL 16159 STOP BREAKDOWN WITH LOCATION HEADQUARTERS  
CANADA 139 LEOPOLDVILLE ETHIOPIA STANLEYVILLE 1787 KAMINA 760  
GHANA LEOPOLDVILLE 2430 GUINEA BANNINGVILLE 744 EXPECTED COQUILHATVILLE  
750 INDIA EXPECTED LEOPOLDVILLE 119 INDONESIA XXXX EXPECTED KINSHASA  
350 IRELAND GOMA 615 XXXXXXXXXX AND KAMINA 702 LIBERIA LIBENGE 228

MALI KONGOLO-ALBERTVILLE 584 MOROCCO LEOPOLDVILLE-THYSVILLE •

MATADI 2467 JADOTVILLE 750 SUDAN LEOPOLDVILLE 380 SWEDEN

ELISABETHVILLE 620 TUNISIA LULUABOURG 1927 UAR EXPECTED LIBENGE 700

STOP LIST OF ALL OCCUPIED PLACES FOLLOWS : LEOPOLDVILLE • - GHANA-

ONE BRIGADE OF 3 BATTALIONS AND 2 POLICE COMPANIES; LEOPOLDVILLE •

SUDAN 2 COMPANIES; TSHELA - MOROCCO -ONE PLATOON; KITONA - MOROCCO -  
ONE PLATOON; LUKULA - MOROCCO -ONE PLATOON ; BOMA - MOROCCO - 2 PLATOONS;

MATADI - MOROCCO - ONE COMPANY; PLUFU - MOROCCO - ONE SECTION; SONSOLO •

MOROCCO - ONE PLATOON LESS SECTION ; LUKARA - MOROCCO - ONE PLATOON;

MOARBKA - MOROCCO - ONE PLATOON ; THYSVILLE - BATTALION LESS 3 COMPANIES;

KUAMOUTH - GUINEA -ONE PLATOON; MUSHIE - GUINEA - ONE COMPANY LESS ONE

PLATOON; BANNINGVILLE - GUINEA - ONE PLATOON ; MABENGA - GUINEA - ONE

PLATOON ; NIOKI - GUINEA - ONE PLATOON ; KUTU - GUINEA - COMPANY LESS

ONE PLATOON ; INONGO - GUINEA - BATTALION LESS 3 COMPANIES; OSHEE -

GUINEA - ONE PLATOON ; COQUILHATVILLE - MOROCCO - ONE PARA COY AND ONE

PLATOON; BOENDE - MOROCCO - ONE PLATOON ; KUNGO - LIBERIA - ONE SECTION;

LIBENGE - LIBERIA - ONE COMPANY - BOSOBOLO - LIBERIA - ONE PLATOON ;

BENZYVILLE - LIBERIA - ONE PLATOON ; GEMENA - LIBERIA - ONE PLATOON ;

LISALA - ETHIOPIA - COMPANY LESS ONE PLATOON ; BUBBA - ETHIOPIA - ONE

PLATOON ; AKETI - ETHIOPIA - ONE PLATOON ; BUTA - ETHIOPIA - COMPANY

LESS ONE PLATOON ; ANGO - ETHIOPIA - ONE PLATOON ; BARBIZI - ETHIOPIA -

COMPANY LESS ONE PLATOON ; POLKO - ETHIOPIA - ONE PLATOON ; NAINENGA -

ETHIOPIA

I. N. 5990 — 200,000 - 7/60

T. O. R.

BY :

T. O. D.

Drafted by :

Authorized :

Date

Gen. Van Hout

19 AUG 60

Date :

UNITED NATIONS — NATIONS UNIES

INDICATE  
PRIORITY

S V C Service	FFFFF Routine	SSSSS Priority	PRIORITE NATIONS
------------------	------------------	-------------------	---------------------

Priorite Nations traffic  
is strictly limited.

N R

Address(es)

Page - 3 -

(TEXT & SIGNATURE)

insert prefix & / or number as required

USE DOUBLE SPACING.

LUELA & ELANGA - MOROCCO - ONE PLATOON ; KIZIA - MOROCCO -  
ONE PLATOON ; POPOKABAKA - MOROCCO - ONE PLATOON STOP END

I. N. 5990 — 200.000 - 7/60

T. O. R.

BY :

T. O. D.

Drafted by :

Authorized : GEN VON HORN

Date : 19 AUG 60

UNITED NATIONS — NATIONS UNIES

INDICATE  
PRIORITY

SVC Service	FFFF Routine	SSSS Priority	PRIORITE NATIONS
----------------	-----------------	------------------	---------------------

Priorite Nations traffic  
is strictly limited.

**MUST IMMEDIATE**

N R

Address(es)

**UNATIONS NEW YORK**

(TEXT & SIGNATURE)

Insert prefix & / or number as required

USE DOUBLE SPACING.

ONUC ----- SEC GEN FROM VON HORN STOP YOUR 1070 REFERS STOP  
TOTAL STRENGTH OF TROOPS BY COUNTRY AS OF 202000Z AUGUST 60  
FOLLOWS : ARGENTINA - 10; AUSTRALIA - 2; BRAZIL - 10; BURMA  
- 0; CANADA - 164; CEYLON - 8; DENMARK - 12; ETHIOPIA -  
2554; GHANA - 2394; GUINEA - 745; HOLLAND - 6; INDIA -  
73; IRELAND - 720; ITALY - 2; LIBERIA - 227; MALI - 576;  
MOROCCO - 3254; NEW ZEALAND - 2; NORWAY - 22; PAKISTAN -  
1; SUDAN - 394; SWEDEN - 642; SWITZERLAND - 19;  
TUNISIA - 2440; YUGOSLAVIA - 9; TOTAL 14295 STOP  
TOTAL STRENGTH OF HEADQUARTERS STAFF AND ADVISORS : AUSTRALIA -  
2; BURMA - 9; CANADA - 18; CEYLON - 8; DENMARK - 12;  
ETHIOPIA - 3; GHANA - 5; GUINEA - 1; HOLLAND - 6; INDIA -  
18; IRELAND FIVE / ITALY - 2; LIBERIA - 2; MALI - 6;  
MOROCCO - 4; NEW ZEALAND - 2; NORWAY - 6; PAKISTAN - 1;  
SWEDEN - 7; SWITZERLAND - 19; TUNISIA - 13; TOTAL 142;  
LOGISTICAL UNITS : INDIA - 19; CANADA - 1466; AIR UNITS -  
ARGENTINA - 10; BRAZIL - 10; ETHIOPIA - 4; INDIA : 36;  
NORWAY - 17; SWEDEN - 7; YUGOSLAVIA : 9; TOTAL - 93;

I. N. 5990 — 200,000 - 7/60

T. O. R.

BY:

T. O. D.

Drafted by **Eol Berthiaume**

Authorized : **GEN VON HORN**

Date **20 AUG 60**

STRENGTH OF MAJOR CONTINGENTS - ONUC

SERIAL	CONTINGENT	LOCATION OF H.Q.	STRENGTH		REMARKS
			PRESENT	EXPECTED	
1.	CANADA	LEOPOLDVILLE	139		Elements of sig. sqn. and base unit.
2.	ETHIOPIA	STANLEYVILLE	1787		Brigade H.Q. and Three Battalions
		KAMINA	760		One Battalion
3.	GHANA	LEOPOLDVILLE	2300		<b>Brigade H.Q. and Three Battalions</b>
4.	GUINEA	BANNINGVILLE	744		One Battalion
		COQUILLHATVILLE		600	One Battalion
5.	INDIA	LEOPOLDVILLE		119	Supply Platoon, Air dispatch, and M.P.
6.	INDONESIA	KINDU		350	One Battalion
7.	IRELAND	CONA	615		One Battalion
		KAMINA AND ALBERTVILLE	100	600	One Battalion
8.	LIBERIA	LIBENGE	225		Reinforced Company Group
9.	MALI	ALBERTVILLE	584		One Battalion
10.	MOROCCO	LEOPOLDVILLE	2457		Two Battalions plus one Para Company
		JADOTVILLE	750	400	One Battalion plus Two Companies
11.	SUDAN	LEOPOLDVILLE	380		Two Companies
12.	SWEDEN	EVILLE	620		One Battalion
13.	TUNISIA	LUDJABOURG	2427		Brigade H.Q. and Two BATTALIONS
14.	UAR	LIBENGE		1000	One Battalion
	TOTAL		13898	3069	TOTAL - 16957

20 AUG 60

# S E R I A L N G T H O F M A J O R C O N T I N G E N T S - O N U C

SERIAL	CONTINGENT	LOCATION OF H.Q.	STRENGTH		REMARKS
			PRESENT	EXPECTED	
1.	CANADA	LEOPOLDVILLE	139		Elements of sig. sqn. and base unit.
2.	ETHIOPIA	STANLEYVILLE	1787		Brigade H.Q. and Three Battalions
		KAMITIA		760	One Battalion
3.	GHANA	LEOPOLDVILLE	2430		Brigade H.Q. and Three Battalions
4.	GUINEA	BANNINGVILLE	744		One Battalion
		JOQUIMHATVILLE		750	One Battalion
5.	INDIA	LEOPOLDVILLE		119	Supply Platoon, Air dispatch, and M.P.
6.	INDONESIA	KITDU		350	One Battalion
7.	IRELAND	GOJA	615		One Battalion
		KAMINA AND ALBERTVILLE		702	One Battalion
8.	LIBERIA	LIBENGE	225		Reinforced Company Group
9.	MALI	KONGOLO	584		One Battalion
10.	MOROCCO	LEOPOLDVILLE	2467		Two Battalions plus one Para Company
		JACOTVILLE	750		One Battalion
11.	SUDAN	LEOPOLDVILLE	380		Two Companies
12.	SWEDEN	EVILLE		620	One Battalion
13.	TUNISIA	LUTUAFOURG	1927		Brigade H.Q. and Two Battalions
14.	UAR	LIPENGE		750	One Battalion
TOTALS			12108	4051	TOTAL - 16159



# E A S T E R N   C O M M A N D

17 August 60.

( KIVU - KATANGA PROVINCES )

Grouping of Units described in Signal to Chief of Staff from Supreme  
Commander, 151420Z August.

	H.Q. at	Estimated strength	Total
Headquarters Eastern Command	Elisabeth- ville	10	
<u>Region One: ELISABETHVILLE</u>			
Swedish Battalion	Elisabeth- ville	520	
3rd Moroccan Battalion	"	747	
Two Moroccan Companies (deployed KOLWEZI and JADOTVILLE)	"	350	1627
 <u>Region Two: KAMINA</u>			
2nd. Ethiopian Battalion	Kamina	760	
One Company from 33rd Irish Bn.	"	180	940
 <u>Region Three: ALBERTVILLE</u>			
Mali Battalion	Albert- ville	560	
33rd Irish Bn. (minus 1 Coy.)	(Albert- ville?)	522	1082
 <u>Region Four:</u>			
32nd. Irish Battalion	Goma	675	
Indonesian Battalion	Kinda	350	1025
		TOTAL	4674

6001/11/5

STRENGTH OF MILITARY PERSONNEL FORNUC

8 Aug. 60

UNOC HQ	45
Ethiopian Bde.	1787
Ghana Bde.	2478
Guinea <del>Bde.</del> Btn.	741
Irish 32 Inf.Bn.	678
Liberian Task Force	223
Mali Bn.	570
Moroccan Bde.	2467
Swedish Btn.	620
Tunisian Bde.	2149

---

11,750

*These figures are from latest reports some of which are five days old. However fairly accurate, I think*

*John George King*

Distribution

Supreme Commander —

COS

Chief Pers. Op.

Diary.

*Supreme Command*

UNITED NATIONS



NATIONS UNIES

DISPOSITION OF ONUC FORCES - 1 AUGUST 1960

ETHIOPIAN SECTOR - PROVINCE ORIENTALE

Commander Brig.Gen. **IYASSU**  
Location of HQ **STANLEYVILLE** phone 02470  
Contact by **SABENA** Telex  
Strength:  
**STANLEYVILLE**  
**BUMBA**  
**PAULIS**  
**BUNIA**  
**BUTA**  
**BAFWASENDE**  
**BASOKO**  
**PONTHIERVILLE**  
**MAMBASA** 107 1 100 100  
Total strength 1880

GHANA BRIGADE - LEOPOLDVILLE CITY

Commander Brig. Michel  
Location of HQ Camp Léopold II phone 8651  
Strength:  
Total strength 2412

GUINEA - PROVINCE DE LEOPOLDVILLE (North)

Commander General **DIANE**  
Location of HQ **SABENA** Guest House phone 2383  
of Battalion HQ **INONGO**  
Contact by **OTRACO RADIO**  
Strength  
**HQ + 1 Coy INONGO** 260  
**MUSHIE (Coy less sec.)** 90  
**KWAMOUTH (sec)** 40  
**KUTU (coy - sec)** 90  
**OSHWE (sec)** 40  
**BANNINGVILLE (coy+)** 160  
**MABENGA (sec)** 40  
Total strength 741

IRISH SECTOR - PROVINCE DE KIVU

Commander - Lt. Col. BUCKLEY

Location of HQ

Contact by P.T.T. or Air Radio or SOCOJETROL private radio  
Strength

GOMA	
BUKAVU	
KINDU	122
BENI	
KIBOMBO	38
Total strength	678

LIBERIAN TASK FORCE - PROVINCE DE L'EQUATEUR (North)

Commander - Lt. Col. H. JOHNSON

Location of HQ LIBENGE

Contact by OTRACO Radio

L.O's at UNOC HQ Major KADII  
Capt KAMARA

Strength	LIBENGE	129
	GEMENA	43
	BOSOBOLLO	43

Total strength 223

MOROCCAN SECTOR

Commander General KETTANI

Location of HQ Camp Leopold II phone 8171 ext 425

Contact

1st Battalion Thysville, Col. DRISS

Contact by radio through Gen. Kettani's HQ

2nd Battalion - Kikwit, Capt. MIMOUN (partly  
arrived)

Contact by radio through Gen. Kettani's HQ

Strength:

THYSVILLE	600
MATADI	298
BOMA	40
POPOKABAKA	40
KENGE	40
KIKWIT	246
LEVERVILLE	120
COQUILHATVILLE	142
BOENDE	148

Total strength 2467

SWEDISH BATTALION - LEOPOLDVILLE Ville

Commander Col. JUHLIN

Location of HQ NDJILI Airport - phone 6203

Strength

Total strength 620 623

TUNISIAN BRIGADE - PROVINCE DE KASAI

Commander Col. LASMAR

Location of HQ LULUABOURG

Contact by AIR RADIO or POST OFFICE

Strength

LULUABOURG	806
PORT FRANQUI	96
MWEKA	178
TSHIKAPA	400
LUFUTA	150
GANDAJIKA	50
KABINDA	46
BAKWANGA	154
LEOPOLDVILLE	251
CHARLESVILLE	46
LUEBO	150

Total strength 1943

UNOC HEADQUARTERS - Léopoldville

Strength - Military personnel 45

GRAND TOTAL - 1 AUGUST 1960

11,209

  
J. N. B. GEORGE - Major

\* Includes 3 per 7 MALI km.

copy

DISPOSITION OF ONUC FORCES - 1 AUGUST 1960

ETHIOPIAN SECTOR - PROVINCE ORIENTALE

Commander Brig.-Gen. IYASSU

Location of HQ STANLEYVILLE Phone 02470

Contact by SABENA Telex

Strength: STANLEYVILLE  
BUNRA  
PAULIS  
BUNIA  
BUTA  
BAFWASHENDE  
BASOKO  
PONTHEIRVILLE  
MAMBASA

Total strength 1880

GHANA BRIGADE - LEOPOLDVILLE CITY

Commander Brig. Michel

Location of HQ CAMP LEOPOLD II phone 8651

Strength: Total strength 2412

GUINRA - PROVINCE DE LEOPOLDVILLE (North)

Commander General DIANE

Location of HQ Sabena Guest House phone 2383  
of Battalion HQ INONGO

Contact by OTRAGO RADIO

Strength

HQ plus 1 Coy INONGO	280
MUSHIE (Coy less sec.)	90
KWAMOUTH (sec.)	40
KUTU (Coy - sec.)	90
OSHWE (sec.)	40
BANNINGVILLE (Coy. plus)	160
MABENGA (sec.)	40
Total strength	741

copy

DISPOSITION OF ONUC FORCES - 1 AUGUST 1960

ETHIOPIAN SECTOR - PROVINCE ORIENTALE

Commander Brig.Gen. IYASSU

Location of HQ STANLEYVILLE Phone 02470

Contact by SABENA Telex

Strength: STANLEYVILLE  
BUMBA  
PAULIS  
BUNIA  
BUTA  
BAFWASENDE  
BASOKO  
PONTHERVILLE  
MAMBASA

Total strength 1880

GHANA BRIGADE - LEOPOLDVILLE CITY

Commander Brig. Michel

Location of HQ CAMP LEOPOLD II phone 8651

Strength: Total strength 2412

GUINEA - PROVINCE DE LEOPOLDVILLE (North)

Commander General DIANE

Location of HQ Sabena Guest House phone 2383  
of Battalion HQ INONGO

Contact by OTRAGO RADIO

Strength

HQ plus 1 Coy INONGO	260
MUSHIE (Coy less sec.)	90
KWAMOUTH (sec.)	40
KUTU (Coy - sec.)	90
OSHWE (sec.)	40
BANNINGVILLE (Coy. plus)	160
MABENGA (sec.)	40
Total strength	741

IRISH SECTOR - PROVINCE DE KIVU

Commander ; Lt. Col. BUCKLEY

Location of HQ

Contact by P.T.T. or Air Radio or SOCOPELROL private radio

Strength

GOMA	
BUKAVU	
KINDU	122
BENI	
KIBOMBO	38
Total strength	678

LIBERIAN TASK FORCE - PROVINCE DE L'EQUATEUR (North)

Commander - Lt.Col. H. JOHNSON

Location of HQ. LIBENGE

Contact by OTRACO Radio

L.O.'s at UNOC HQ Major KADII  
Capt. KAMARA

Strength	LIBENGE	129
	GENENA	43
	BOSOBOLO	43
Total strength		223

MOROCCAN SECTOR

Commander General KETTANI

Location of HQ Camp Leopold II phone 8171 ext 425

1st Battalion Thysville, Col. DRISS

Contact by radio through Gen. Kettani's HQ

2nd Battalion - Kikwit, Capt. MIMOUN (partly arrived)

Contact by radio through Gen. Kettani's HQ

Strength:	THYSVILLE	600
	MATADI	298
	BOMA	40
	POPOKABAKA	40
	KENGE	40
	KIKWIT	246
	LEVERVILLE	120
	COQUILHATVILLE	142
	BOENDE	148
Total strength		2467



SWEDISH BATTALION - LEOPOLDVILLE Ville

Commander Col. JUHLIN

Location of HQ NDJILI Airport - phone 6203

Strength

Total strength 623

TUNISIAN BRIGADE - PROVINCE DE KASAI

Commander Col. LASMAR

Location of HQ - LULUABOURG

Contact by AIR RADIO or POST OFFICE

Strength

LULUABOURG	806
PORT FRANCOU	96
MWEKA	178
TSHIKAPA	400
LUPUTA	150
GANDAJIKA	50
KABINDA	46
BAKWANGA	154
LEOPOLDVILLE	251
CHARLESVILLE	46
LUMBO	150

Total strength 1943

UNOC HEADQUARTERS - Leopoldville

Strength - Military personnel 45

---

GRAND TOTAL - 1 AUGUST 1960 11,209 †

J. H. B. GEORGE - Major

† Includes 3 of MALI Bat.